



Redundant Type Selection Guide

AC Input

Product	Model No.	Watt ATX/PFC	Input Range Voltage	Output Current Range						Efficiency	Operating Temperature	Safety	Dimensions (mm)
				+3.3 V	+5 V	+12 V	-5 V	-12 V	+5 Vsb				
	ACE-R4150AP	500W ATX PFC	90 ~ 264 VAC	20A (0A min.)	20A (0A min.)	40A (1A min.)	0.3 A (0A min.)	0.5 A (0A min.)	3 A	84%	0°C ~ 50°C	CB, UL, TUV, CCC, CE, FCC	150 × 84 × 190
	ACE-R4130AP	300W ATX PFC	90 ~ 264 VAC	18 A (1 A min.)	25 A (3 A min.)	16 A (2 A min.)	0.5A	0.5 A	2 A (0.1 A min.)	65%	0°C ~ 50°C	CB, UL, TUV, CCC, CE, FCC	150 × 84 × 190

ACE-R4150AP

500 W ATX Mini Redundant Power Supply



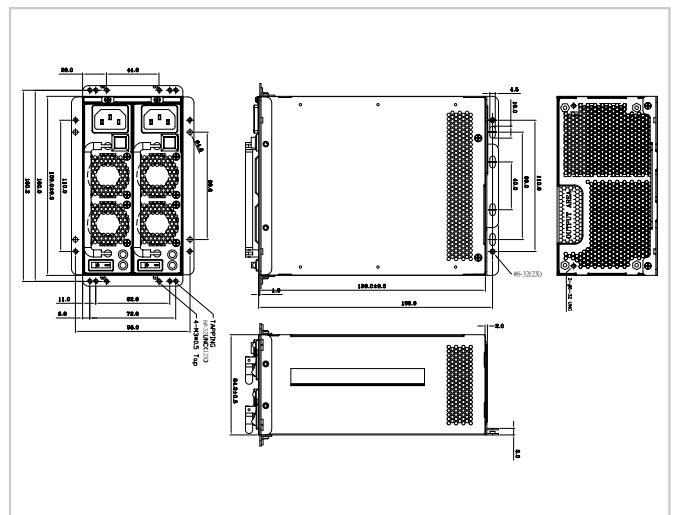
New



Specifications

Input	Voltage	90 ~ 264 VAC Full Range		
	Frequency	47 Hz ~ 63 Hz		
	Input Current	6 A (RMS) @115 VAC, 3 A (RMS) @230 VAC		
	Inrush Current	40 A max. for 115 VAC, 80 A max. for 230 VAC		
Output	Voltage	Min. load	Max. load	Ripple & Noise
	+3.3 V	0 A	20.0 A	50mVp-p
	+5 V	0 A	20.0 A	50mVp-p
	+12V	1 A	40.0 A	1200mVp-p
	-5 V	0 A	0.3 A	200mVp-p
	-12 V	0 A	0.5 A	200mVp-p
+5 VSB	0 A	3 A	50mVp-p	
General Specifications	Watt	500 W		
	Hold-up Time	16 ms min.		
	Efficiency	84% min		
	MTBF	100,000 hours		
	Temperature	Operating: 0°C ~ 50°C, Storage: -20°C ~ 80°C		
	Dimensions	150 × 84 × 190 (mm)		
Output Connector	1 x 24-pin ATX, 2 x 4+4-pin 12V CPU, 2 x HDD/CDROM, 1 x FDD, 2 x SATA, 1 x T.T.L signal, 1 x LED power			

Dimensions (Unit: mm)



Ordering Information

Part No.	Description
ACE-A4150AP-R10	500 W Mini Redundant ATX Power Supply, with PFC
ACE-A4150AP1-R10	500 W AC-DC ATX Redundant Module, for ACE-R4130AP, with PFC