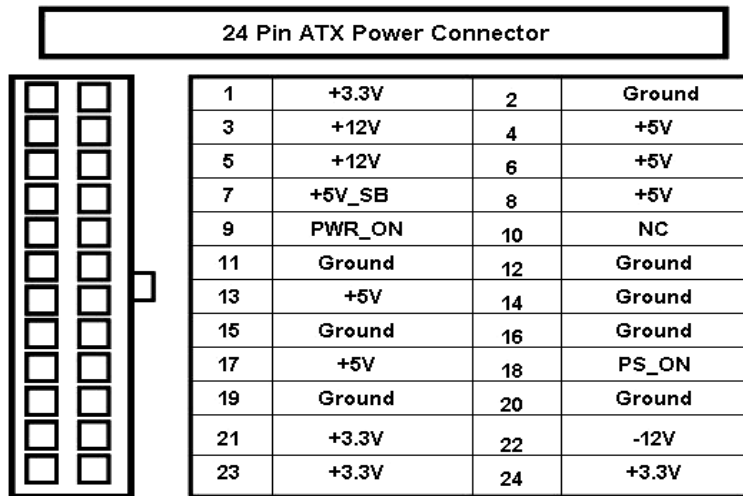


FAB105-V5 Quick Manual

5 Slot PICMG1.3 Bus Butterfly Backplane with 4xPCI slot

■ 24-pin ATX Power Connector



Notice:The onboard 24 pin power connector also back compatible with 20 pin power supply

©Copyright 2007 by AXIOM Technology Co., Ltd.

All rights reserved.

April 2007, Version A1

Printed in Taiwan

9419B105030E

Trademarks Acknowledgments

AXIOM is a trademark of AXIOM Technology Co., Ltd.

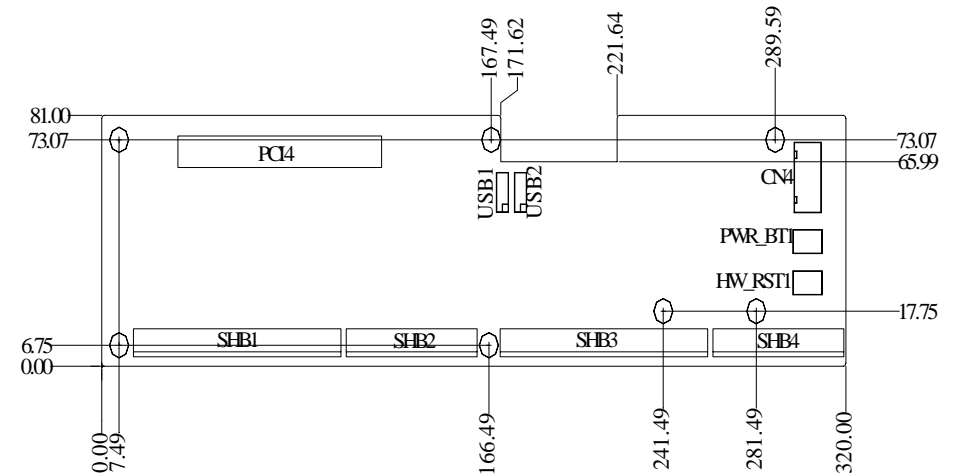
Other brand names and trademarks are the properties and registered brands of their respective owners.

Specifications are subject to change without notice.

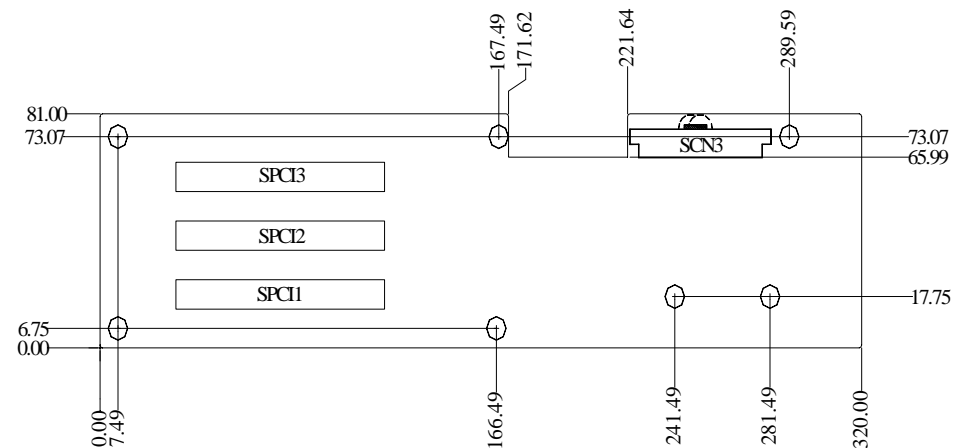
FAB105-V5 Quick Manual

5 Slot PICMG 1.3 Bus Butterfly Backplane with 4xPCI Slot

I. Board Dimensions



Top Side



Bottom Side

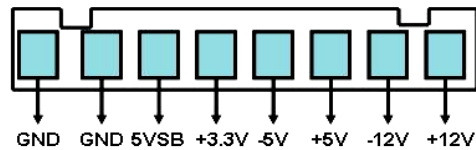
FAB105-V5 Quick Manual

5 Slot PICMG1.3 Bus Butterfly Backplane with 4xPCI slot

II.Connector

Connector	Description
SSHB 1~4	For PICMG 1.3 Full-Sized SBC
CN3	8 Pin Power Connector
PWR_BT1	Power Button
HW_RST1	Hardware Reset
SNC2	24 Pin ATX Power Connector
SPCI1~3	PCI Slot
PCI4	PCI Slot

■ 8 Pin Power Connector-CN3

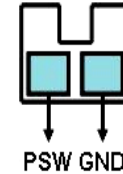


Notice:The 8 Pin Power connector could be used for Thermal Detected Board(For example.The AX8295A)

FAB105-V5 Quick Manual

5 Slot PICMG 1.3 Bus Butterfly Backplane with 4xPCI Slot

■ PWR_BT1 Connector



■ HW_RST1 Connector

