



www.axiomtek.com



2013 Embedded Boards & SoMs

SYSTEM ON MODULE
EMBEDDED SINGLE BOARD COMPUTER
INDUSTRIAL MOTHERBOARD
SLOT CPU CARD

Table of Contents

Embedded Boards & SoMs

1 SBC Services and Solutions

Axiomtek Single Board Computer Solutions	34
Embedded Boards & SoMs	35
System on Modules with eSMART Services	35
Embedded OS	36
LCD Lightening Service & User Friendly Accessories	42
Form Factors	43
Wide Operating Temperature Range for Rugged Environment	49

2 System on Modules

Axiomtek COM Express™ Technical Notes	53
Axiomtek ETX Technical Notes	58
Axiomtek STX Technical Notes	61
Selection Guide	63
CEM860 Intel® Core™ i7/ i5/ i3 COM Express™ Type 6 Module with Intel® QM67 PCH	66
CEM850 Socket P Intel® Core™2 Duo COM Express™ Type 2 Module with Intel® GM45 + ICH9M Chipset	67
CEM830 Socket M Intel® Core™2 Duo COM Express™ Type 2 Module with Intel® 945GME + ICH7M Chipset	68
CEM831 Intel® Atom™ N270 COM Express™ Type 2 Module with Intel® 945GME + ICH7M Chipset	69
CEM100 AMD G-Series APU COM Express™ Type 2 Basic Module with AMD A55E FCH	70
CEB94006 COM Express™ Type 6 Development Baseboard	71
CEB94000 COM Express™ Type 2 Development Baseboard	72
ETM830 Intel® Core™2 Duo ETX V3.0 SoM with Intel® 945GME + ICH7M Chipset and Multiple I/O Features	73
ETM831 Intel® Atom™ N270 ETX V3.0 SoM with Intel® 945GSE + ICH7M Chipset and Multiple I/O Features	74
ETM710 VIA V4 ETX V3.0 SoM with Multiple I/O Features	75
ETM620 AMD Geode™ LX Family ETX V3.0 SoM with Multiple I/O Features	76
ETB9F000 ETX Development Baseboard	77
STX88831 Intel® Atom™ N270 STX SoM with Intel® 945GSE + ICH7M Chipset and Multiple I/O Features	78
STB86600 ATX Form Factor STX Baseboard with Multiple I/O Features	79
STB97300 PC/104 Form Factor STX Baseboard with Multiple I/O Features	80

3 Embedded Single Board Computers

Axiomtek EPIC Form Factor Technical Notes	83
Axiomtek EPIC Express Form Factor Technical Notes	84
Axiomtek ZIO Form Factor Technical Notes	86
Axiomtek Nano-ITX Form Factor Technical Notes	87
Axiomtek Pico-ITX Form Factor Technical Notes	88
Axiomtek PC/104 Expansion Module Technical Notes	89

Table of Contents

Embedded Boards & SoMs

Selection Guide		91
EPIC Boards		
EP100	AMD G-Series APU EPIC SBC with AMD A50M FCH, Dual DisplayPort/ VGA/LVDS, Dual LANs and Audio	102
EP850	Socket P Intel® Core™2 Duo EPIC SBC with Intel® GM45 + ICH9M Chipset, VGA/LVDS and PCI-104 Expansion	103
EP830	Socket M Intel® Core™2 Duo EPIC SBC with Intel® 945GME + ICH7M Chipset, DVI-I/LVDS and Firewire	104
3.5" Capa Boards		
CAPA831	Intel® Atom™ D2550/ N2600/ N2800 3.5" Embedded SBC with Intel® NM10 Chipset, LVDS/DisplayPort/VGA, Dual LANs and Audio	105
CAPA830	Intel® Atom™ D2550/ N2600/ N2800 3.5" Embedded SBC with Intel® NM10 Chipset, LVDS/HDMI/VGA, Dual LANs, Audio and ZIO	106
CAPA801	Intel® Atom™ N455/ D425/ D525 3.5" Embedded SBC with Intel® ICH8M Chipset, LVDS VGA, Dual LANs & Audio	107
CAPA800	Intel® Atom™ N450/ D410/ D510 3.5" Embedded SBC with Intel® ICH8M Chipset, LVDS/VGA, Dual LANs and Audio	108
SBC84833	Intel® Atom™ N270 3.5" Embedded SBC with Intel® 945GSE + ICH7M Chipset, LVDS/VGA, DualView, 4 COM and Single LAN	109
SBC84832	Intel® Atom™ N270 3.5" Embedded SBC with Intel® 945GSE + ICH7M Chipset, LVDS/VGA, DualView, 2 COM and Dual LANs	110
SBC84831	Intel® Atom™ N270 3.5" Embedded SBC with Intel® 945GSE + ICH7M Chipset, VGA/LVDS, DualView, 6 COM and Dual LANs	111
SBC84826	Intel® Atom™ Z510PT 3.5" Embedded SBC with Intel® System Control Hub US15WPT Chipset, VGA/LVDS, Dual LANs and PCI Express Mini Card (-40°C ~ +85°C)	112
SBC84823	Intel® Atom™ Z510PT/ Z520PT 3.5" Embedded SBC with Intel® System Control Hub US15WPT Chipset, VGA/LVDS, DualView and PCI Express Mini Card (-40°C ~ +85°C)	113
SBC84710	VIA V4 3.5" Embedded SBC with VIA CX700M Chipset, VGA/LVD, DualView, 4 COM and PC/104	114
NEW CAPA112	AMD G-Series APU 3.5" Embedded SBC with AMD A55E FCH, LVDS/VGA, Dual LANs and Audio	115
CAPA111	AMD G-Series APU 3.5" Embedded SBC with AMD A50M FCH, LVDS/VGA, Dual LANs and Audio	116
CAPA110	AMD G-Series APU 3.5" Embedded SBC with AMD A50M FCH, LVDS/ DisplayPort/VGA, Dual LANs and Audio	117
SBC84622	AMD LX800 3.5" Embedded SBC with Dual LANs, 4 COM, 4 USB 2.0 and VGA/LVDS/TTL	118
SBC84621	AMD LX800 3.5" Embedded SBC with Dual LANs, 4 COM, 4 USB 2.0 and VGA/LVDS (-40°C ~ +85°C)	119
SBC84620	AMD LX800 3.5" Embedded SBC with Dual LANs, 4 COM, 4 USB 2.0 and VGA/TTL (-40°C ~ +85°C)	120
Nano-ITX SBC		
NANO831	Intel® Atom™ N2600 Nano-ITX SBC with Intel® NM10 Chipset, LVDS/VGA, Dual LANs and Audio	121
NANO830	Intel® Atom™ D2550 Nano-ITX SBC with Intel® NM10 Chipset, LVDS/DisplayPort/VGA, Dual LANs and Audio	122
NANO100	AMD G-Series APU Nano-ITX SBC with AMD A50M FCH, LVDS/ DisplayPort/ VGA, Dual LANs and Audio	123
NANO101	AMD G-Series APU Nano-ITX SBC with AMD A50M FCH, LVDS/VGA, Dual LANs and Audio	124

Pico-ITX SBC		
PICO100	AMD G-Series APU Pico-ITX SBC with AMD A50M FCH, LVDS/ DisplayPort (VGA), LAN and Audio	125
PICO831	Intel® Atom™ N2600/ N2800 Pico-ITX SBC with Intel® NM10 Chipset, LVDS/ VGA, LAN and Audio	126
PICO830	Intel® Atom™ N2600/ N2800 Pico-ITX SBC with Intel® NM10 Chipset, LVDS/ DisplayPort or VGA, LAN and Audio	127
PICO822	Intel® Atom™ E620T/ E680T Pico-ITX SBC with LVDS, SATA, LAN and SSD	128
PICO821	Intel® Atom™ Z510/ Z530 Pico-ITX SBC with LVDS, PATA, LAN and CF	129
PICO820	Intel® Atom™ Z510/ Z530 Pico-ITX SBC with VGA/LVDS, SATA, LAN and SDIO	130
PC/104 CPU Modules		
AX12260	AMD LX PC/104 CPU Module with VGA/TTL, USB DoM and PC/104-Plus Expansion	131
AX12600	VGA and LCD Display Module	132
AX12500	PC/104-Plus to MiniPCI Carrier Module with USB 2.0	133
AX10460	Universal Expansion Module	134
AX10461	PC/104 to ISA-bus Converter Expansion Module	134

4 Industrial Motherboards

Selection Guide		137
Mini ITX Form Factor		
NEW	MANO873 LGA1155 Socket Intel® Core™ i7/ i5/ i3/ Celeron® Mini ITX SBC with Intel® Q77 PCH, VGA/DVI-D, Dual LANs and USB 3.0	146
NEW	MANO872 LGA1155 Socket Intel® Core™ i7/ i5/ i3/ Celeron® Mini ITX SBC with Intel® Q77 PCH, DisplayPort/DVI-I/LVDS, Dual LANs and USB 3.0	147
	MANO871 LGA1155 Socket Intel® Core™ i7/ i5/ i3/ Celeron® Mini ITX SBC with Intel® Q77 PCH, HDMI/DVI-I/LVDS, Dual LANs and USB 3.0	148
	MANO870 Socket G2 Intel® Core™ i7/ i5/ i3/ Celeron® Mini ITX SBC with Intel® QM77 PCH, HDMI/DVI-D/VGA/LVDS, PCI Express Gen3, SATA-600, Dual LANs and HD Audio	149
	MANO861 LGA1155 Socket Intel® Core™ i7/ i5/ i3/ Celeron® Mini ITX SBC with Intel® H61 PCH, VGA/DVI-D/LVDS, Dual LANs and HD Audio	150
	MANO860 Socket G2 Intel® Quad/Dual Core™ i7/ i5/ i3/ Celeron® Mini ITX SBC with Intel® QM67 PCH, DisplayPort/HDMI/VGA/LVDS, SATA-600, Dual LANs and RAID	151
	MANO831 Intel® Atom™ D2550 Mini ITX SBC with Intel® NM10 Chipset, VGA/DVI-D/ LVDS, Dual LANs and HD Audio	152
	MANO830 Intel® Atom™ D2550 Mini ITX SBC with Intel® NM10 Chipset, VGA/HDMI/LVDS, PCI Express Mini Card, PCIe x1 and HD Audio	153
	MANO825 Intel® Atom™ D525 Mini ITX SBC with Intel® NM10 Chipset, VGA/LVDS, Dual LANs and 6 COM	154
	MANO800 LGA1156 Intel® Core™ i7/ i5/ i3/ Pentium® Mini ITX SBC with Intel® Q57 Chipset, DVI-D/VGA, PCI Express x4 and 4 SATA RAID	155
	MANO120 AMD G-Series APU Mini ITX SBC with AMD A55E FCH, HDMI/VGA/LVDS, Dual LANs and SATA-600	156
	MANO111 AMD Embedded R-Series APU Mini ITX SBC with AMD A75 FCH, DDR3, USB 3.0, LVDS/DisplayPort/DVI-D and Dual LANs	157
	SBC86850 Socket P Intel® Core™2 Duo Mini ITX SBC with Intel® GM45 + ICH9M Chipset, ATI M72 Graphics Chip, DualView, DVI-I/LVDS and 4 COM	158

Table of Contents

Embedded Boards & SoMs

SBC86860	LGA775 Intel® Core™2 Quad/ Core™2 Duo Mini ITX SBC with Intel® Q35 + ICH9 Chipset, DVI/LVDS, PCI Express x4 and Firewire	159
SBC86831	Socket M Intel® Core™2 Duo Mini ITX SBC with Intel® 945GME + ICH7M/-DH Chipset, VGA/LVDS, PCI Express x16 and Firewire	160
SBC86832	Socket M Intel® Core™2 Duo Mini ITX SBC with Intel® 945GME + ICH7M/-DH Chipset, DVI-I/LVDS, 4 COM and Firewire	161
SBC86836	Intel® Atom™ N270 Mini ITX SBC with Intel® 945GSE + ICH7M Chipset, VGA/LVDS, DualView, 6 COM and Dual LANs	162
SBC86822	Socket 478 Intel® Pentium® M Mini ITX SBC with Intel® 910GMLE + ICH6M Chipset, DualView, SATA and 6 COM Ports	163
SBC86620	AMD LX Mini ITX SBC with Dual LANs, 4 COM and USB 2.0	164
ATX Form Factor		
NEW IMB211	LGA1150 Socket Intel® Core™ i7/ i5/ i3/ Celeron® ATX Industrial Motherboard with Intel® Q87 PCH, USB 3.0, SATA 3.0, Dual LAN, DisplayPort/VGA/DVI-D/HDMI and PCIe Mini Card	165
NEW IMB210	LGA1150 Socket Intel® Xeon® E3/ Core™ i3/ Pentium® / Celeron® ATX Industrial Motherboard with Intel® C226 PCH, ECC DDR3, USB 3.0, SATA 3.0, Dual LAN, DP/DVI-I/HDMI and CFast™	166
IMB208	LGA1155 Socket Intel® Core™ i7/ i5/ i3/ Celeron® ATX Industrial Motherboard with Intel® C216 PCH, USB 3.0, Dual LANs, DisplayPort/ DVI-I (VGA) and CFast™	167
IMB207	LGA1155 Socket Intel® Core™ i7/ i5/ i3/ Celeron® ATX Industrial Motherboard with Intel® Q77 PCH, USB 3.0, DisplayPort/DVI-I, Dual LANs and CFast™	168
IMB206	LGA1155 Socket Intel® Core™ i7/ i5/ i3 ATX Industrial Motherboard with Intel® Q67 PCH Chipset, DVI-I/DisplayPort, Dual LANs and CFast™	169
IMB205	LGA1156 Socket Intel® Core™ i7/ i5/ i3/ Pentium® ATX Industrial Motherboard with Intel® Q57 Chipset, VGA/DisplayPort and Dual LANs	170
IMB204	LGA1155 Socket Intel® Core™ i7/ i5/ i3/ Celeron® ATX Industrial Motherboard with Intel® B75 PCH, SATA3.0, Dual LANs, DVI-D/VGA and LPT	171

5 Slot CPU Cards

Selection Guide		173
PICMG 1.3 System Host Boards		
Full-size		
SHB108	LGA1155 Intel® Core™ i7/ i5/ i3/ Xeon® PICMG 1.3 Full-size CPU Card with Intel® C206 PCH, VGA, Dual LANs, Audio and ECC Memory	180
SHB106	LGA1155 Intel® Core™ i7/ i5/ i3 PICMG 1.3 Full-size CPU Card with Intel® Q67 PCH, VGA, Dual LANs and Audio	181
SHB105	LGA1156 Intel® Xeon® PICMG 1.3 Full-size CPU Card with Intel® 3450 Chipset, VGA/DisplayPort and ECC Memory	182
SHB103	LGA1156 Socket Intel® Core™ i7/ i5/ i3/ Pentium® PICMG 1.3 Full-size CPU Card with Intel® Q57 Chipset, VGA, Dual LANs and Audio	183
SHB111	Socket G Intel® Core™ i7/ i5/ i3 PICMG 1.3 Full-size CPU Card with Intel® QM57 Chipset, VGA, LVDS, Dual LANs and Audio	184
SHB102	LGA775 Intel® Core™2 Quad PICMG 1.3 Full-size CPU Card with Intel® Q45 + ICH10DO Chipset, Dual LANs, iAMT and iTPM	185
SHB101	LGA775 Intel® Core™2 Quad PICMG 1.3 Full-size CPU Card with Intel® Q35 + ICH9R Chipset, VGA, Dual LANs and RAID	186
SHB100	LGA775 Intel® Core™2 Duo PICMG 1.3 Full-size CPU Card with Intel® 945G + ICH7R Chipset, VGA, Dual LANs and Audio	187
SHB110	Socket M Intel® Core™2 Duo PICMG 1.3 Full-size CPU Card with Intel® 945GME + ICH7M-DH Chipset, VGA, Dual LANs and Audio	188

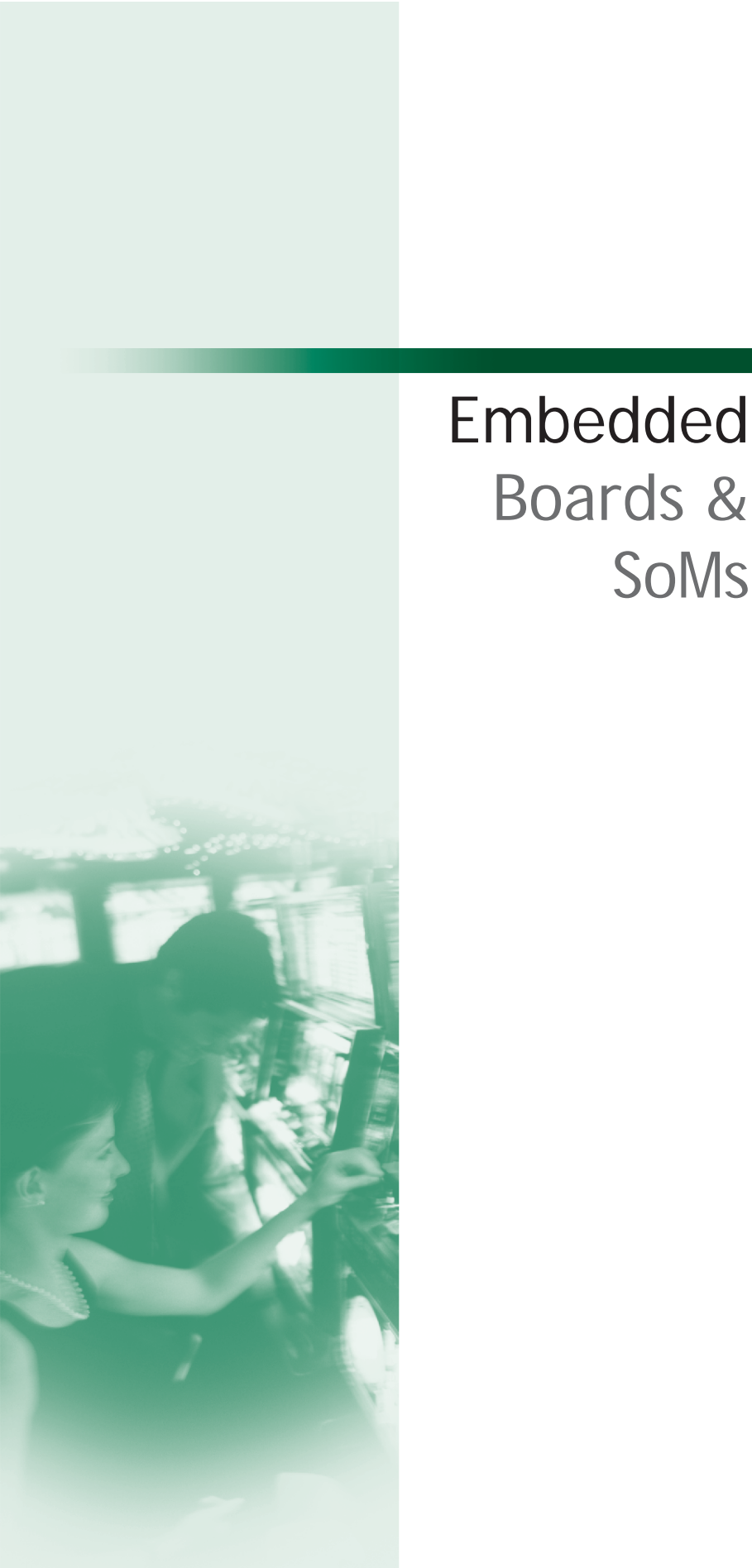
	SHB120	LGA1155 Intel® Core™ i7/ i5/ i3 PICMG 1.3 Full-size CPU Card with Intel® Q77 PCH, SATA3, USB 3.0, VGA/DVI and Dual LANs	189
NEW	SHB130	LGA1150 Intel® Core™ i7/ i5/ i3 PICMG 1.3 Full-size CPU Card with Intel® Q87 PCH, SATA3, USB 3.0, DVI-D/VGA or DisplayPort for Dual Display and Dual LANs	190
	Half-size		
	SHB213	Socket G2 Intel® Core™ i7/ i5/ i3/ Celeron® PICMG 1.3 Half-size CPU Card with Intel® HM65 Chipset, VGA, SATA3, USB 3.0 and Dual LANs	191
	SHB211	Socket P Intel® Core™2 Duo PICMG 1.3 Half-size CPU Card with Intel® GM45 + ICH9M/ICH9M-E Chipset, VGA/LVDS, Dual LANs and Audio	192
	SHB210	Socket M Intel® Core™2 Duo PICMG 1.3 Half-size CPU Card with Intel® 945GME + ICH7M-DH Chipset, VGA/LVDS and Dual LANs	193
	SHB212	Intel® Atom™ D525 PICMG 1.3 Half-size CPU Card with Intel® ICH8M Chipset, VGA/LVDS, Dual LANs and Audio	194
	PICMG 1.0 CPU Cards		
	Full-size		
	SBC81205	LGA775 Intel® Core™2 Quad PICMG 1.0 Full-size CPU Card with Intel® Q35 + ICH9 Chipset, VGA and Dual LANs	195
	SBC81206	LGA775 Intel® Core™2 Duo PICMG 1.0 Full-size CPU Card with Intel® 945GC + ICH7/7R Chipset, VGA and Dual LANs	196
	SBC81207	Intel® Atom™ D510 PICMG 1.0 Full-size CPU Card with Intel® ICH8M Chipset, VGA, Dual LANs and Audio	197
	SBC81203	LGA775 Intel® Core™2 Duo PICMG 1.0 Full-size CPU Card with Intel® 945G + ICH7R Chipset, VGA, Audio and Dual LANs	198
	SBC81210	LGA1155 Intel® Core™ i7/ i5/ i3 PICMG 1.0 Full-size CPU Card with Intel® B65/Q67 PCH, VGA and Dual LANs	199
	Half-size		
	SBC82820	Socket 479 Intel® Pentium® M PICMG 1.0 PCI Half-size CPU Card with Intel® 910GMLE + ICH6M Chipset, DVI-I/LVDS, Dual LANs and Audio	200

6 Accessories

	Riser Card		
	AX96144	PCIe x4 Riser Card with 4-slot PCIe x1 Add-on Card	203
	I/O Cable Kit		
	AX93242	HD Audio Converter Board with Bracket	204
	MiniPCI Modules		
	AX92200	MiniPCI Fast/Gigabit Ethernet Module	205
	AX92203	MiniPCI Wireless LAN Module	205
	LVDS Convert Modules		
	AX95601	LVDS Converter	206
	AX93221	LVDS to DVI-D Converter	206

7 Appendix

	Cable List	209
	Instructions of Backplane Installation	211
	Installation of the LCD Wiring Kits	212



Embedded Boards & SoMs

www.axiomtek.com



Axiomtek Embedded Boards & SoMs

Axiomtek Single Board Computer Solutions

Intel Solution

Chipset	Full-size 1.3	Full-size 1.0	Half-size 1.3	Half-size 1.0	3.5" CAPA	Pico ITX	EPIC	Nano ITX	PC/104	ATX	Mini ITX	COM Express	ETX	STX
C226										IMB210				
Q87	SHB130									IMB211				
C216										IMB208	MANO871			
Q77	SHB120									IMB207	MANO871 MANO872 MANO873			
B75										IMB204				
QM77											MANO870			
3450	SHB105													
B65		SBC81210												
C206	SHB108													
Q67	SHB106									IMB206				
H61											MANO861			
Q57	SHB103									IMB205	MANO800			
Q45	SHB102									IMB203				
QM67/HM65			SHB213								MANO860	CEM860		
QM57/HM55	SHB111													
GM45			SHB211				EP850				SBC86850	CEM850		
Q35	SHB101	SBC81205									SBC86860			
945G	SHB100	SBC81203												
945GC		SBC81206									SBC86834			
945GME	SHB110		SHB210				EP830				SBC86831 SBC86832	CEM830	ETM830	
910GMLE				SBC82820										
ICH8M		SBC81207	SHB212		CAPA800 CAPA801									
945GSE + ICH7M					SBC84831 SBC84832 SBC84833						SBC86836	CEM831	ETM831	STX88831
US15W						PICO820 PICO821								
US15WPT					SBC84823 SBC84826									
NM10					CAPA830 CAPA831	PICO830 PICO831		NANO830 NANO831			MANO825 MANO830 MANO831			

SBC Services and Solutions

Systems on Modules

Embedded SBCs >EPIC

Embedded SBCs >3.5" Capa

Embedded SBCs >Nano-ITX

Embedded SBCs >Pico-ITX

Embedded SBCs >PC/104

Industrial Motherboards

Slot CPU Cards

Accessories

Appendix

VIA Solution

Chipset	Full-size 1.3	Full-size 1.0	Half-size 1.3	Half-size 1.0	3.5" CAPA	Pico-ITX	EPIC	Nano-ITX	PC/104	ATX	Mini ITX	COM Express	ETX	STX
CN700		SBC81700		SBC82700 SBC82702	SBC84700									
CX700M					SBC84710								ETM710	

AMD Solution

Chipset	Full-size 1.3	Full-size 1.0	Half-size 1.3	Half-size 1.0	3.5" CAPA	Pico-ITX	EPIC	Nano-ITX	PC/104	ATX	Mini ITX	COM Express	ETX	STX
LX800					SBC84620 SBC84621 SBC84622				AX12260		SBC86620		ETM620	
A50M					CAPA110 CAPA111	PICO100	EP100	NANO100 NANO101						
A55E					CAPA112							CEM100		

Axiomtek Embedded Boards & SoMs

COM Express™, ETX and STX Form Factors

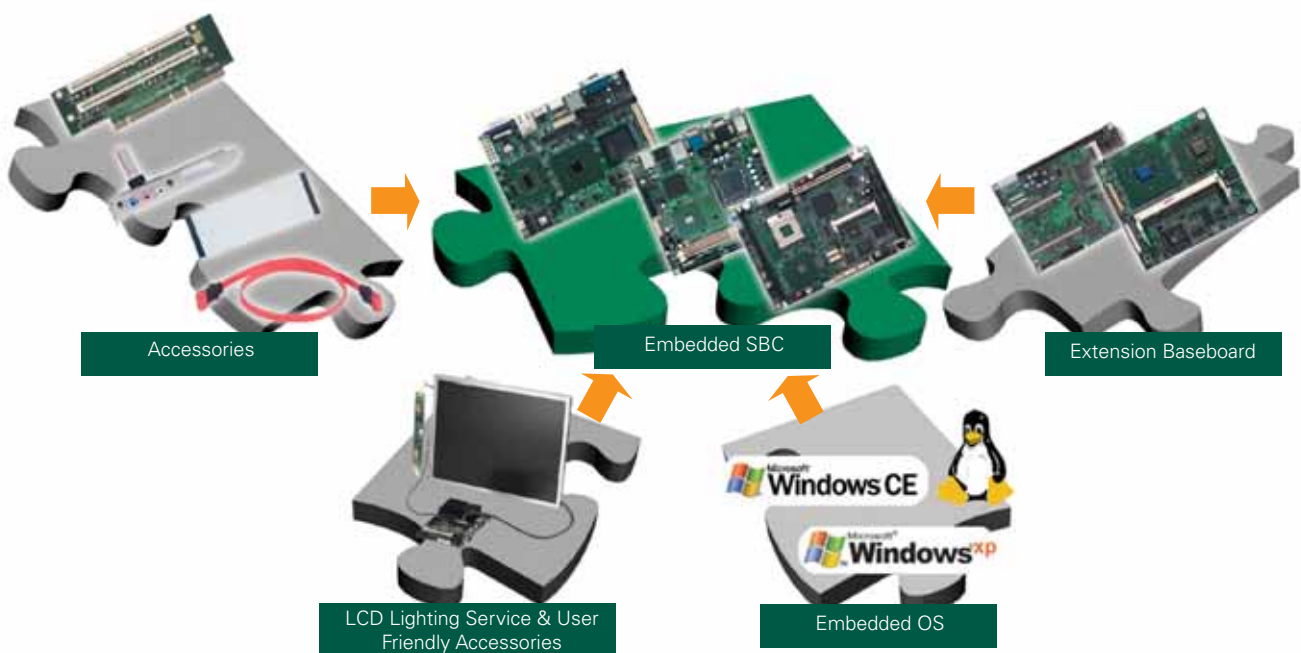
With many years of experience, Axiomtek provides product solutions from components (SBC, chassis and accessory individually) to platforms (SBC with embedded OS ported plus system enclosure and related wiring kits integrated). This is an evolution milestone that improves customers' system design TTM (Time-to-Market) and speeds up the turnover without increasing business overhead; especially, for project-based business essence. In addition, to reduce the entry barrier for tailor-made requirements as embedded applications are frequently asked to, the COM Express, ETX & STX are born to be a suitable and reliable path to the way of satisfaction through customized baseboard design with less R&D time and efforts, and without dealing with the critical core logic tune-up.

Therefore, Axiomtek continues to lead the way to benefit both customers and suppliers with better design concepts and pre/post-service considerations.

Embedded Boards & SoMs

Axiomtek began to provide embedded SBC's in 1996 with compact size form factors, these compact size form factors include Pico-ITX, EPIC boards, 3.5" Capa boards, Nano ITX, Mini ITX, Micro ATX industrial motherboard, ATX industrial motherboard, PICMG 1.3 system host boards (full-size & half-size), PICMG 1.0 CPU cards (full-size & half-size), STX, ETX & COM Express, PC/104 modules and customized sizes as well. The computing architecture for these boards is categorized as IBM PC-based compliant from 486 up to Intel® Core™ i/ Xeon. They are widely applied onto various embedded applications, such as GUI intensive like traditional industrial automation, human machine interface, transaction terminals, DVR and transportation equipments as well as data processing like networking appliances.

Pre-configured HW & SW Combination for Your Embedded Board & SoM Solutions



Reliability: To enhance system reliability for critical demands, Axiomtek's embedded SBC's are designed with precise Watchdog timer, a fanless low power consumption system, USB DOM (DiskOnModule), PC/104 and PC/104+ expansion interface, SSD with onboard Flash, NVRAM, DiskOnChip and CompactFlash etc.

Communication: For better communication interactive demands, the SBC's have auto flow control RS-232/422/485, Wake-on-LAN Ethernet with RPL/PXE Boot ROM.

Multimedia: The SBC's are equipped with user-friendly SmartView BIOS, DualView (also advanced Dual LVDS) and high quality audio playback.

Security: For security purposes, the SBC's have a unique ID and MiniPCI interface for hardware encryption/authentication acceleration.

Critical Approach: These SBC's have an extended temperature for extreme working environments.

System on Modules with eSMART Services

Customization is a universal demand form embedded application field, but it comes along with high entry threshold such as long developing time, high NRE charge and high business commitment requirements. COM has been created to resolve the issues mentioned above, to become the compromised solution and to reduce cost and enhance TTM (Time-to-Market). Axiomtek adapts COM Express, ETX and STX form factors as the first COM architecture to provide ISA supported core engine for various required projects.

The Baseboard

The Baseboard is the I/O outlet for COM, which works through indicated interfaces. It is capable of providing standard converting and outputting PC I/O signals, such as COM port TTL-level signals to RS-232/422/485, AC-link to AC'97 audio via the AC'97 codec, Ethernet signals from digital to analog, and output to Parallel ports, IrDA, Floppy, USB, IDE, LCD, CRT, and more. The interfaces also provide PCI Express, three PCI and ISA support, which enables future designers to equip specific functions through standard PC bus interfaces.

In addition, to output secondary IDE, ZV port, TV-out, and other TTL LCD or LVDS signals, which are in excess of the 24-bit STX interface support, Axiomtek can create two 41-pin FPC interfaces to loop them into the baseboard for a more complete application solution.

eSMART Service = SoM + Customized Baseboard + Embedded OS

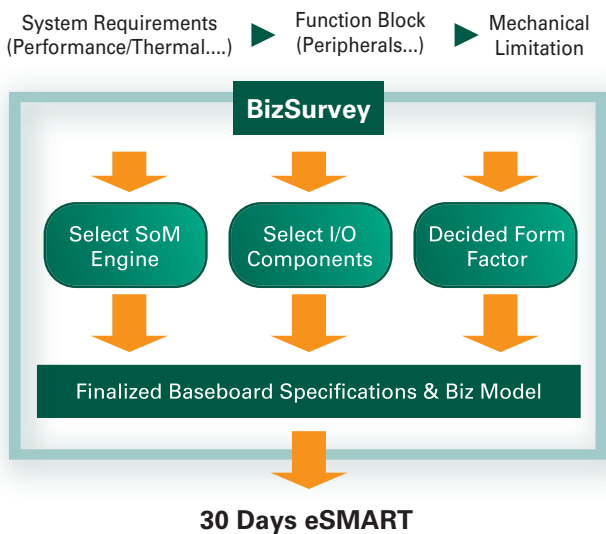
Axiomtek's eSMART service is an optimized process, which develops customized baseboards for Axiomtek's standard SoM's (System on Modules) and includes an embedded operating system. This process is extremely fast, with a low investment threshold. Through eSMART, three ready-to-run engineering samples

will be produced within 30 days from the time of the order confirmation. Customers are able to reduce up to 85% of regular development time and costs with the eSMART service.

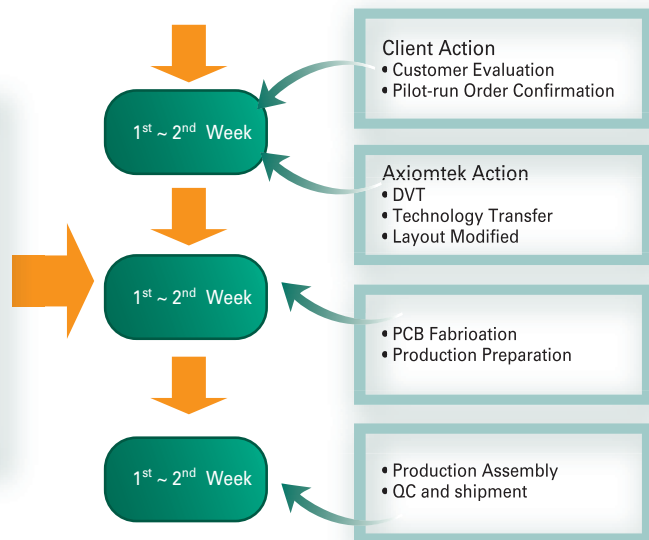
Advantages

- **Fast Development Time:** Standard developing platforms are synchronized with customer's specific software designs, and the customized Baseboard is ready for customer's evaluation within 30 days.
- **High Scalability:** Future upgrades are easily achievable by swapping out newer SoM's.
- **Tailor Made:** Designs are made to fit customer's needs and application purposes.
- **Cost Effective:** The customized design baseboard reduces cost and time in development when compared to normal single board computer cost.
- **Low Threshold:** The less business commitment to vendor, the more project possibilities.
- **Low Profile:** High integration features in a low profile board.

eSMART Service Flow



3 Engineer Samples Ready for Ship



* All specifications and photos are subject to change without notice.
© 2013 Axiomtek Co., Ltd. All rights reserved.

Axiomtek Embedded Boards & SoMs

Embedded OS

To optimize system resource demand, reduced TCO (Total Cost of Ownership), improve system reliability and system design TTM (Time-to-Market); Axiomtek establishes the embedded OS service force since 1999. As a platform concept, ECP (Embedded Computing Platform) combines two elements, a hardware SBC body and an embedded OS soul which constitute the perfect match for many application targets.

Axiomtek's embedded OS solutions offer a wide range of Microsoft Windows® and Embedded Linux and QNX family-based products and services, which include:

- Windows® CE/CE 5.0, Windows® Embedded CE 6.0
- Windows® XP Embedded, Windows® Embedded Standard 2009/7
- Embedded Linux
- QNX Neutrino RTOS

With Axiomtek embedded OS solutions, the worry of dealing with various vendors, hardware suppliers, system integrators, and embedded OS distributors for tough projects, is cut to a minimum. Axiomtek is committed to helping customers; from the very beginning planning stages to successful complete system delivery, and fast time to market, Axiomtek is by your side. To better help achieve these goals, Axiomtek provides various services and solutions.

Windows® CE Integration Services

(Windows® CE 5.0/ CE 6.0/ Embedded Compact 7)

Integrated Windows® CE image by request based on:

- Selected hardware platforms
- Selected existing device drivers and IRQ settings
- Selected Windows® CE functions
- Customer proprietary device drivers and applications
- Bootloader and utilities



Features of the service:

- Full function test before any OS image is released
- Flexible product combinations
- Support of additional extension cards when IRQ allows
- Optional Instant-On solution implementation with special non-volatile memory

Windows® CE Embedded Ready Platforms

- Rugged and compact industrial grade single board computers or panel computers
- Flash disk with pre-configured Windows CE English and Chinese (Traditional & Simplified) image for target platform
- Platform SDK for Visual C++ and Visual Basic
- Windows® CE license
- Utility and sample code
- User manual



Windows® Embedded Integration Service

(Windows® XP Embedded/ Embedded Standard/ Embedded Standard 7/
Embedded 8)

Reduces Windows® Embedded size by request based on:

- Selected hardware platforms
- Customer applications requirements
- Required Windows® Embedded functions
- Customer target storage size

Features of the service

- Windows® Embedded is tailored to run from SSD on rugged compact industrial grade single board computers
- Direct I/O utility and sample code
- Optional Instant-On solution implementation with special non- volatile memory
- Reasonable development fee refundable after certain amount of Windows® Embedded licenses are purchased

Advantages of the service

- Customers focus on software development to take full advantage of necessary Windows® Embedded features
- Ready for mass production with standard hardware combined with Windows® Embedded license
- Optional service with eSMART
- Optional development kit

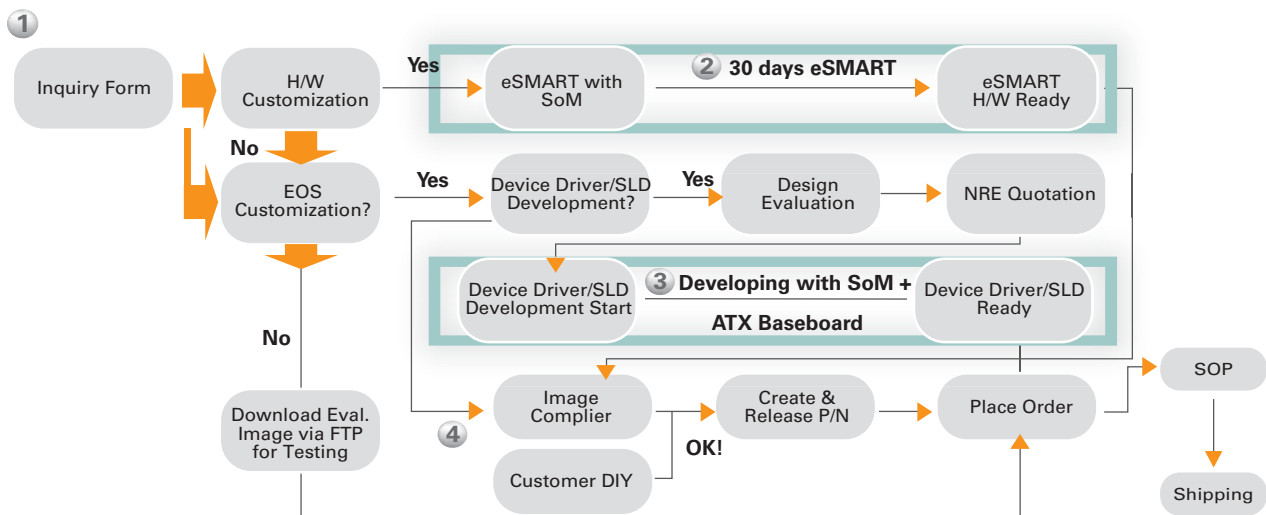
 Windows Embedded 8

 Windows Embedded Standard 7

 Windows Embedded Standard

 Microsoft Windows XP Embedded

Embedded O/S Service Flow



Note:

1. Define/consult platform spec (H/W & S/W) spec
2. Design the hardware prototype for Windows® XP, Windows® CE, & Embedded Linux

3. Reference platform for prototype design
4. OS and device driver porting service

Axiomtek Embedded Boards & SoMs



Embedded Linux Integration Service



Integrated Embedded Linux image by request based on:

- Selected hardware platforms
- Selected existing device drivers and IRQ settings
- Selected Embedded Linux functions
- Customer proprietary device drivers and applications
- Bootloader and utilities

Features of the service:

- Full function test before any OS image releases
- Flexible product combination
- Additional extension cards supports when IRQ allows
- Optional Instant-On solution implementation with special non-volatile memory H/W

Advantages of the service:

- Customer focus on software development with embedded visual tools.
- Ready for mass production with standard hardware combined with Embedded Linux License.
- Optional service with eSMART
- Optional platform development kit
- Reference platform for prototype design
- OS and device driver porting service

For business model, the Axiomtek Kernel Embedded Linux is with free of charge run-time which at the same time is free to download from Axiomtek's web service upon request to Axiomtek's FAE team.

QNX Neutrino RTOS (realtime operating system)

The QNX Neutrino RTOS provides a comprehensive, integrated set of technologies to help quickly deliver robust, reliable embedded systems. It's a memory-protected microkernel architecture for maximum reliability unparalleled scalability and realtime performance for embedded applications.

- High availability solution
- Essential networking technologies including IPv4, IPv6, IPSec, FTP, HTTP, SSH, Telnet and more
- Photon microGUI a full featured embedded graphical user interface
- Integrated file systems for flash devices and rotating media
- System visibility and debugging support
- Scalability
- Portability



Embedded O/S Porting Status

OS Product Name (Language \ Version)	Windows®												Linux																							
	CE 5.0			CE 6.0			CE 7.0			XPe SP2			XPe SP3			WES2009			WES7 32bit			WES7 64bit			POSReady			uAPI		Embedded Linux		ONX				
	EN	TC	SC	JP	BSP	EN	TC	SC	JP	BSP	EN	TC	SC	JP	BSP	EN	TC	SC	JP	BSP	EN	TC	SC	JP	BSP	EN	TC	SC	JP	2.4	2.6	Free BSD	6.3	6.4	6.5	
AXI2260	•																																			
AXI2270																																				
CAPA110																																				
CAPA111																																				
CAPA800																																				
CAPA801																																				
CAPA810																																				
CAPA830																																				
CAPA831																																				
CEM830																																				
CEM831																																				
CEM850																																				
DSA-142																																				
DSA-300																																				
eBOX310-S30																																				
eBOX510-S20																																				
eBOX511-R20																																				
eBOX630-S20																																				
eBOX631-R20																																				
eBOX650-100																																				
eBOX620-S00																																				
eBOX620-S01																																				
eBOX620-S23																																				
eBOX620-S31																																				
eBOX621-R01																																				
eBOX630-100																																				
eBOX630-S21																																				
eBOX630-S30																																				
eBOX630-S50																																				
eBOX630-S50																																				
eBOX630-S50																																				
eBOX639-S36																																				
eBOX646																																				
eBOX646-FL500																																				
eBOX646-LVDS																																				
eBOX647																																				
eBOX730-S60																																				
eBOX745																																				
eBOX746A																																				
eBOX830-S22																																				
eBOX830-S31																																				
eBOX832-S31																																				
EPT100																																				
EP830																																				
EP950																																				
ETM620																																				
ETM831																																				
FDK150-S30																																				
GO131261TL																																				
GO13156-S30																																				
GO13156T-823																																				
GO131570T																																				
GO131571T																																				
GO131640T																																				
GO15000T-5100-5120-5840-S30																																				
GO1515-801																																				
GO1512																																				

SBC Services and Solutions

Systems on Modules

Embedded SBCs >EPIC

Embedded SBCs >3.5" Capa

Embedded SBCs >Nano-ITX

Embedded SBCs >Pico-ITX

Embedded SBCs >PC/104

Industrial Motherboards

Slot CPU Cards

Accessories

Appendix

to be continued

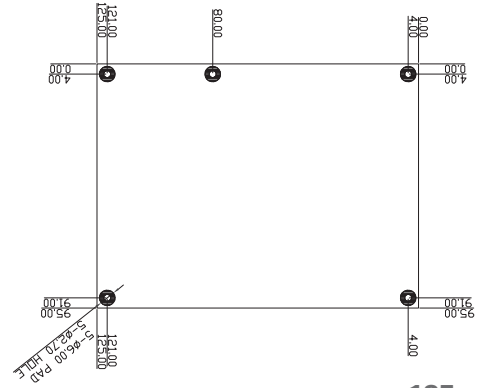
Axiomtek Embedded Boards & SoMs

Form Factors

System on Module

COM Express™

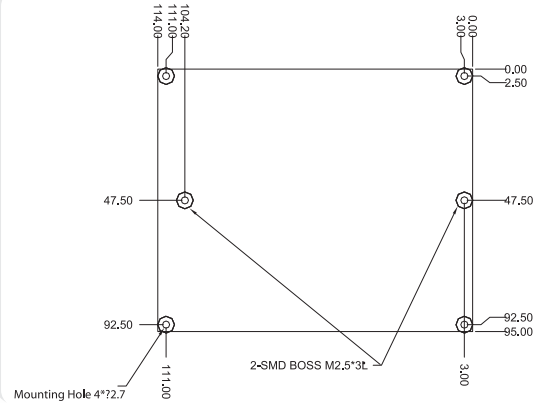
Model name: CEMxxx



125 x 95 mm

ETX

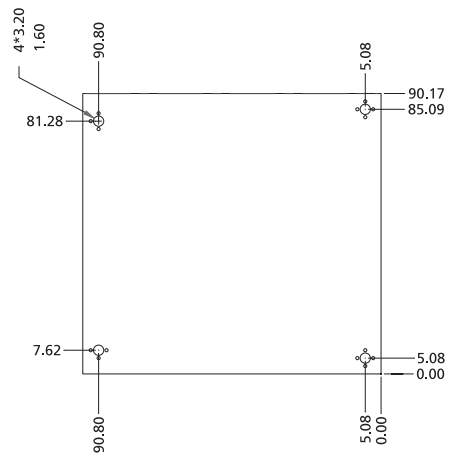
Model name: ETMxxx



114 x 95 mm

STX

Model name: STX88xxx



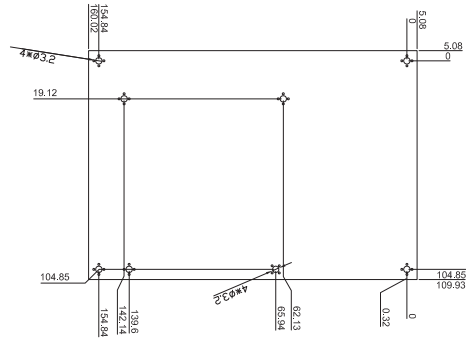
96 x 90 mm

Form Factors

Embedded Single Board Computer

EPIC Board

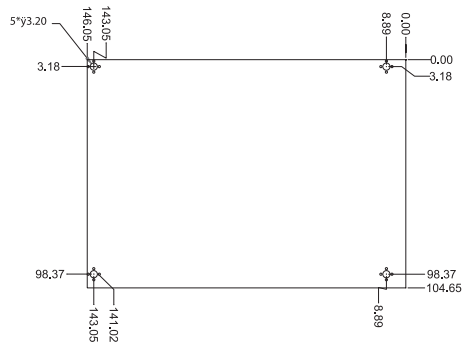
Model name: EP8xx



165 x 116 mm

3.5" Capa Board

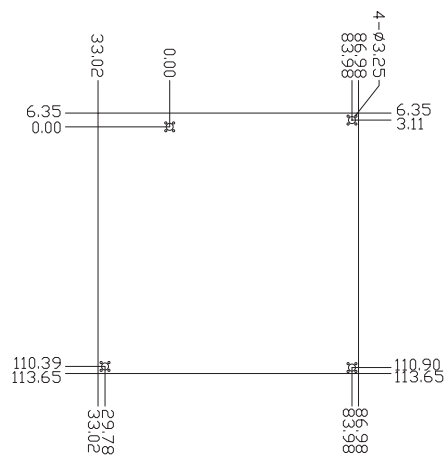
Model name: CAPAxxx, SBC84xxx



146 x 104 mm

Nano-ITX SBC

Model name: NANOxxx



120 x 120 mm

SBC
Services
and Solutions

Systems
on
Modules

Embedded
SBCs
>EPIC

Embedded
SBCs
>3.5" Capa

Embedded
SBCs
>Nano-ITX

Embedded
SBCs
>Pico-ITX

Embedded
SBCs
>PC/104

Industrial
Mother-
boards

Slot
CPU
Cards

Accessories

Appendix

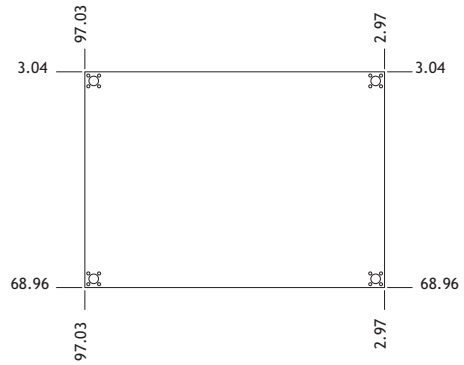
Axiomtek Embedded Boards & SoMs

Form Factors

Embedded Single Board Computer

Pico-ITX SBC

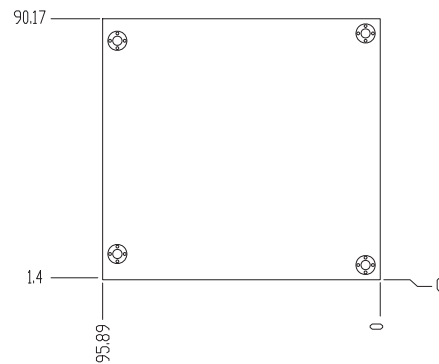
Model name: PICOxxx



100 x 72 mm

PC/104 Module

Model name: AX122XX



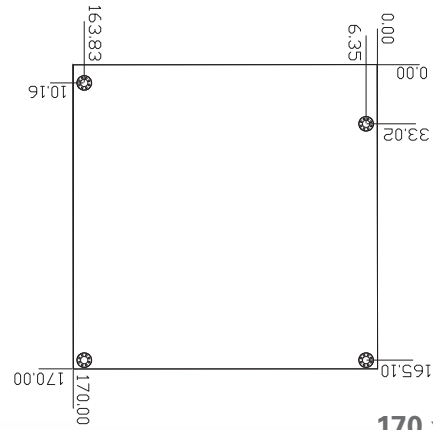
96 x 90 mm

Form Factors

Industrial Motherboard

Mini ITX

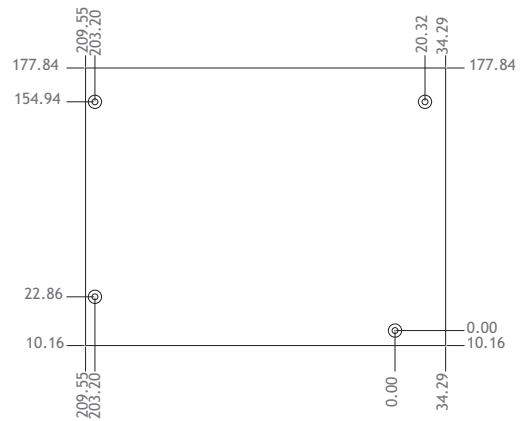
Model name: MANOxxx, SBC86xxx



170 x 170 mm

Micro ATX

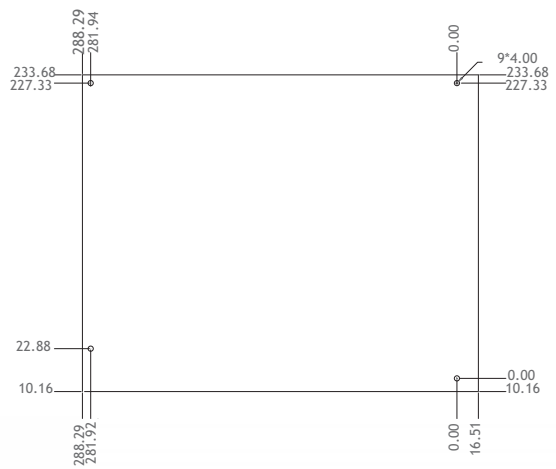
Model name: IMB1xx



244 x 188 mm

ATX

Model name: IMB2xx



305 x 244 mm

SBC
Services
and Solutions

Systems
on
Modules

Embedded
SBCs
>EPIC

Embedded
SBCs
>3.5" Capa

Embedded
SBCs
>Nano-ITX

Embedded
SBCs
>Pico-ITX

Embedded
SBCs
>PC/104

Industrial
Mother-
boards

Slot
CPU
Cards

Accessories

Appendix

Axiomtek Embedded Boards & SoMs

Form Factors

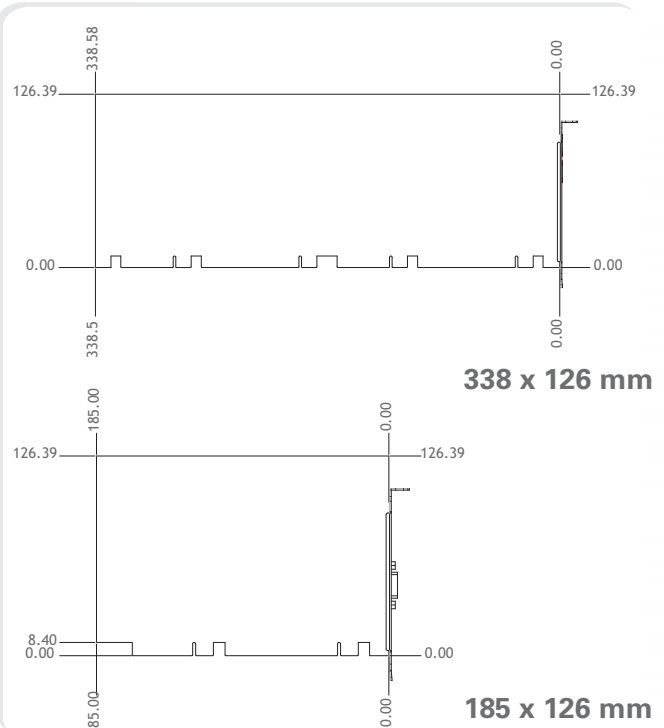
Slot CPU Card

PICMG 1.3 System Host Board

Full-size
Model name: SHB1xx



Half-size
Model name: SHB2xx

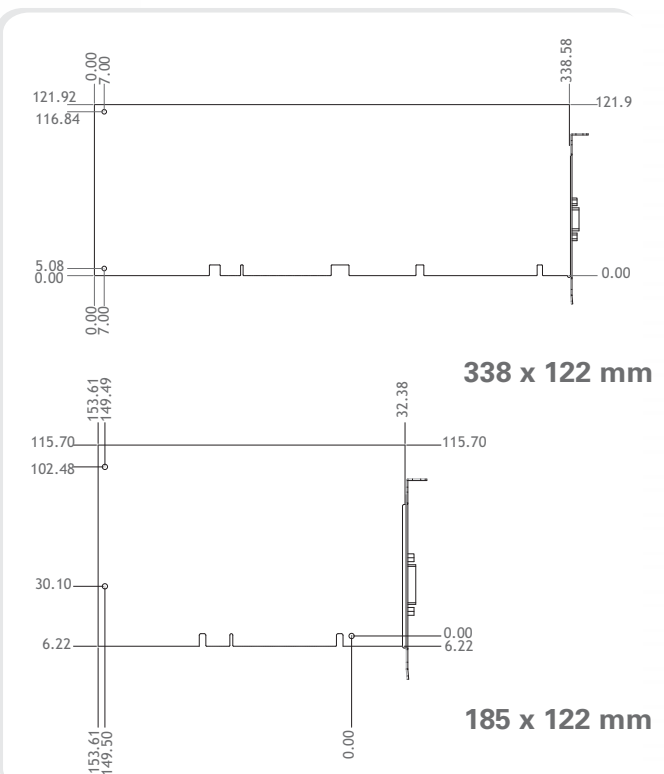


PICMG 1.0 CPU Card

Full-size
Model name: SBC81xxx



Half-size
Model name: SBC82xxx

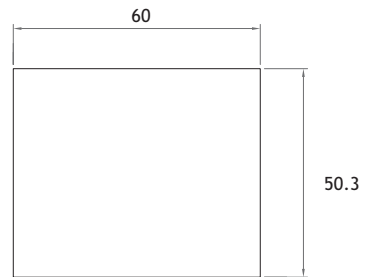


Form Factors

Accessory

MiniPCI

Model name: AX9xxxx



60 x 50.3 mm

SBC
Services
and Solutions

Systems
on
Modules

Embedded
SBCs
>EPIC

Embedded
SBCs
>3.5" Capa

Embedded
SBCs
>Nano-ITX

Embedded
SBCs
>Pico-ITX

Embedded
SBCs
>PC/104

Industrial
Mother-
boards

Slot
CPU
Cards

Accessories

Appendix

Axiomtek Embedded Boards & SoMs

Wide Operating Temperature Range for Rugged Environment

3.5 Capa Boards



SBC84833 >>Page 109

Intel® Atom™ N270 3.5" Embedded SBC with Intel® 945GSE + ICH7M Chipset, LVDS/VGA, DualView, 4 COM and Single LAN

Military Temperature

Industrial Temperature
(-20°C ~ +70°C)



SBC84831 >>Page 111

Intel® Atom™ N270 3.5" Embedded SBC with Intel® 945GSE + ICH7M Chipset, VGA/LVDS, DualView, 6 COM and Dual LANs

Military Temperature

Industrial Temperature
(-20°C ~ +70°C)



SBC84826 >>Page 112

Intel® Atom™ Z510PT 3.5" Embedded SBC with Intel® System Control Hub US15WPT Chipset, VGA/LVDS, Dual LANs and PCI Express Mini Card

Military Temperature
(-40°C ~ +85°C)

Industrial Temperature



SBC84823 >>Page 113

Intel® Atom™ Z510PT/ Z520PT 3.5" Embedded SBC with Intel® System Control Hub US15WPT Chipset, VGA/LVDS, DualView and PCI Express Mini Card

Military Temperature
(-40°C ~ +85°C)

Industrial Temperature




SBC84622 >>Page 118

AMD LX800 3.5" Embedded SBC with Dual LANs, 4 COM, 4 USB 2.0 and VGA/LVDS/TTL

Military Temperature

Industrial Temperature
(-25°C ~ +70°C)



SBC84620 >>Page 120

AMD LX800 3.5" Embedded SBC with Dual LANs, 4 COM, 4 USB 2.0 and VGA/TTL

Military Temperature
(-40°C ~ +85°C)

Industrial Temperature
(-25°C ~ +70°C)

3.5 Capa Boards



SBC84621 >>Page 119

AMD LX800 3.5" Embedded SBC with Dual LANs, 4 COM, 4 USB 2.0 and VGA/LVDS

Military Temperature
(-40°C ~ +85°C)

Industrial Temperature
(-25°C ~ +70°C)



CAPA801 >>Page 107

Intel® Atom™ N455/ D425/ D525 3.5" Embedded SBC with Intel® ICH8M Chipset, LVDS VGA, Dual LANs & Audio

Military Temperature
(-40°C ~ +85°C)

Industrial Temperature
(-20°C ~ +70°C)



CAPA800 >>Page 108

Intel® Atom™ N450/ D410/ D510 3.5" Embedded SBC with Intel® ICH8M Chipset, LVDS/VGA, Dual LANs and Audio

Military Temperature
(-40°C ~ +85°C)

Industrial Temperature
(-20°C ~ +70°C)

COM Express™ Type 6 Module



CEM860 >>Page 66

Intel® Core™ i7/ i5/ i3 COM Express™ Type 6 Module with Intel® QM67 PCH

Military Temperature
(-40°C ~ +80°C)

Industrial Temperature
(-20°C ~ +70°C)

ETX V3.0 SoM



ETM620 >>Page 76

AMD Geode™ LX Family ETX V3.0 SoM with Multiple I/O Features

Military Temperature
(-40°C ~ +85°C)

Industrial Temperature

PC/104 CPU Modules



AX12260 >>Page 131

AMD LX PC/104 CPU Module with VGA/TTL, USB DoM and PC/104-Plus Expansion

Military Temperature
(-40°C ~ +85°C)

Industrial Temperature

SBC
Services
and Solutions

Systems
on
Modules

Embedded
SBCs
>EPIC

Embedded
SBCs
>3.5" Capa

Embedded
SBCs
>Nano-ITX

Embedded
SBCs
>Pico-ITX

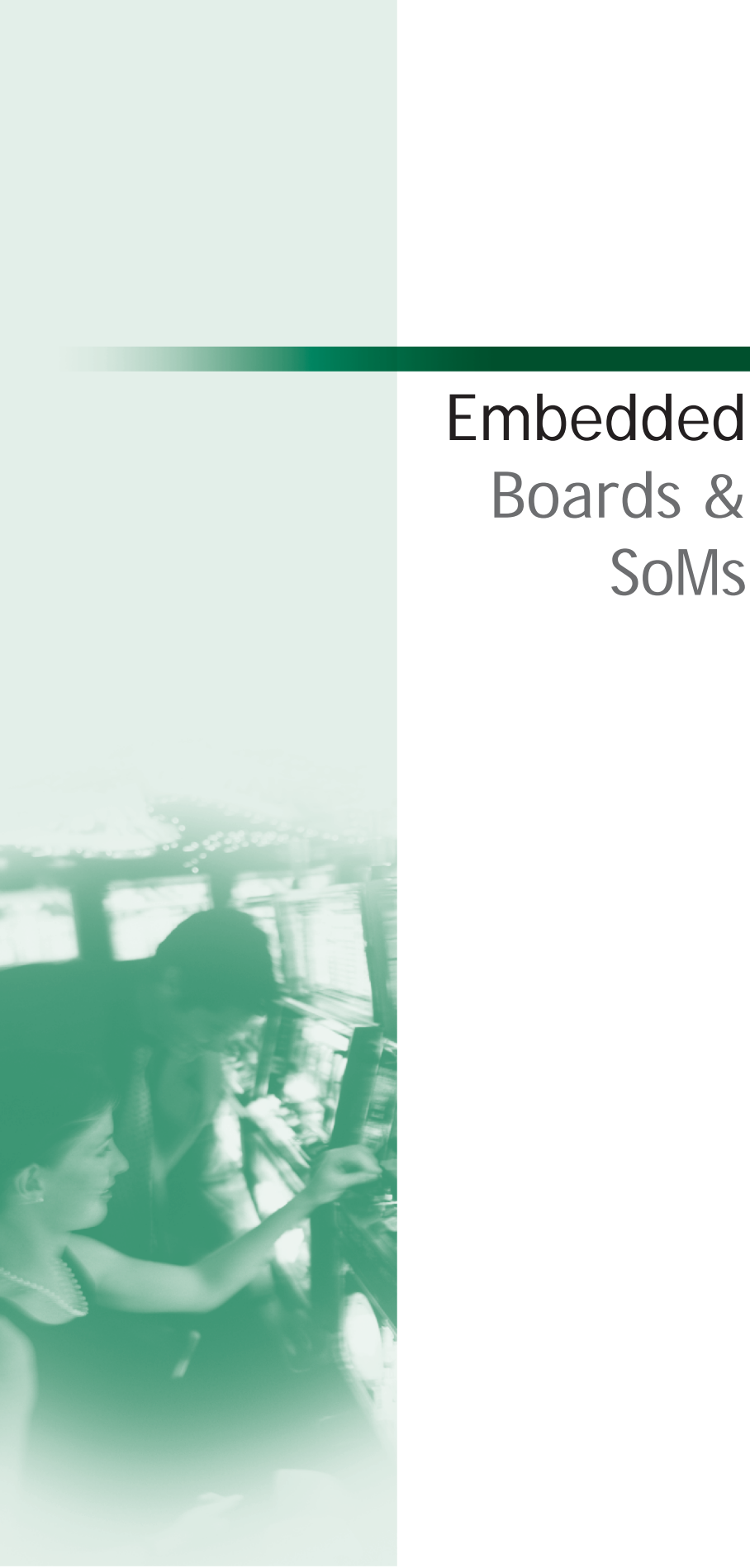
Embedded
SBCs
>PC/104

Industrial
Mother-
boards

Slot
CPU
Cards

Accessories

Appendix



Embedded Boards & SoMs

www.axiomtek.com



2 System on Modules

SoM's, with a suitable baseboard, are the optimal solution for embedded applications with various customized demands that standard SBC's can't satisfy. Also it features a low TCO (Total Cost of Ownership) and improves the TTM (Time to Market). The STX form factor is PC/104 compliant and is adaptable to existing customer enclosures. The COM Express is a compact module designed with all necessary components and offering the most updated bus interfaces, PCI Express, delivering better system I/O throughput. The ETX module is very compact and a highly integrated computer-on-module. It integrates core CPU and memory functionality, common PC peripheral function such as graphics, USB, serial and parallel ports, Ethernet, IDE, SATA, PCI, and ISA buses.

Axiomtek COM Express™ Technical Notes	53
Axiomtek ETX Technical Notes	58
Axiomtek STX Technical Notes	61
Selection Guide	63
CEM860 Intel® Core™ i7/ i5/ i3 COM Express™ Type 6 Module with Intel® QM67 PCH	66
CEM850 Socket P Intel® Core™2 Duo COM Express™ Type 2 Module with Intel® GM45 + ICH9M Chipset	67
CEM830 Socket M Intel® Core™2 Duo COM Express™ Type 2 Module with Intel® 945GME + ICH7M Chipset	68
CEM831 Intel® Atom™ N270 COM Express™ Type 2 Module with Intel® 945GME + ICH7M Chipset	69
CEM100 AMD G-Series APU COM Express™ Type 2 Basic Module with AMD A55E FCH	70
CEB94006 COM Express™ Type 6 Development Baseboard	71
CEB94000 COM Express™ Type 2 Development Baseboard	72
ETM830 Intel® Core™2 Duo ETX V3.0 SoM with Intel® 945GME + ICH7M Chipset and Multiple I/O Features	73
ETM831 Intel® Atom™ N270 ETX V3.0 SoM with Intel® 945GSE + ICH7M Chipset and Multiple I/O Features	74
ETM710 VIA V4 ETX V3.0 SoM with Multiple I/O Features	75
ETM620 AMD Geode™ LX Family ETX V3.0 SoM with Multiple I/O Features	76
ETB9F000 ETX Development Baseboard	77
STX88831 Intel® Atom™ N270 STX SoM with Intel® 945GSE + ICH7M Chipset and Multiple I/O Features	78
STB86600 ATX Form Factor STX Baseboard with Multiple I/O Features	79
STB97300 PC/104 Form Factor STX Baseboard with Multiple I/O Features	80

Axiomtek's SoM (System on Module) Solutions

COM Express™, ETX and STX Form Factors

To meet the customization and flexibility demands of PC-based embedded solutions, Axiomtek provides both form factors to match various market segment; COM Express and STX. COM Express is initiated and defined by PICMG to give the most updated bus interface support; that is PCI Express. Compared to STX which is with both legacy PCI and ISA buses supported, the COM Express is focused on the ISA-free architecture applications.

The following technical information will provide a better understanding about COM Express and STX form factors.

COM Express™ Technical Notes

Overview for the COM Express™ Module Base

A Computer-On-Module, or COM, is a module with all components necessary for a bootable host computer, packaged as a super component. A COM requires a Carrier Board to bring out I/O and to power up. COMs are used to build single board computer solutions and offer OEMs fast time-to-market with reduced development cost. Like integrated circuits, they provide OEMs with significant freedom in meeting form-fit-function requirements. For all these reasons the COM methodology has gained much popularity with OEMs in the embedded industry.

COM Express™ is an open industry standard for Computer-On-Modules. It is designed to be future proof and to provide a smooth transition path from legacy parallel interfaces to LVDS (Low Voltage Differential Signaling) interfaces. These include the PCI bus and parallel ATA on the one hand and PCI Express and Serial ATA on the other.

Key features include:

- Rich complement of contemporary high bandwidth serial interfaces, including PCI Express, Serial ATA, USB 2.0, and Gigabit Ethernet
- 32-bit PCI, LPC and Parallel ATA options preserved for easy interface to a range of peripherals
- Extended power-management capabilities
- Robust thermal and mechanical concept
- Cost-effective design
- Legacy-free design (no Super I/O, PS2 keyboard or mouse)
- Compact module size with two footprint options to satisfy a range of performance requirements
- High-performance mezzanine connector with several pin-out types to satisfy a range of applications

The COM Express specification has been created to appeal to a range of vertical embedded markets. It has also been formulated to be applicable to a broad range of form factors, from floor-installed to bench-top to handheld. Markets and applications include but are not limited to:

- Healthcare - clinical diagnostic imaging systems, patient bedside monitors, etc.
- Retail & advertising - electronic shopping carts, billboards, kiosks, POS systems, etc.
- Test & measurement - scientific and industrial test and measurement instruments
- Gaming & entertainment - simulators, slot machines, etc.
- Industrial automation - industrial robots, vision systems, etc.
- Security - digital CCTV, luggage scanners, intrusion detectors, etc.
- Defense & government - unmanned vehicles, rugged laptops, wearable computers, etc.

Module Overview

■ Module Configuration

Three Module sizes are defined: Compact, Basic and Extended Modules. The primary difference between the different size Modules is the over-all physical size and the performance envelope supported by each. The Extended Module is larger and can support larger processor and memory solutions. The Compact Module, Basic Module and Extended Module use the same connectors and pin-outs and utilize several common mounting hole positions. This level of compatibility allows a Carrier Board to accommodate multiple Module sizes.

Up to 440 pins of connectivity are available between COM Express Modules and the Carrier Boards. Legacy buses such as PCI, parallel ATA, LPC, AC'97 can be supported as well as new high speed serial interconnectors such as PCI Express, Serial ATA or SAS, USB 2.0 / 3.0 and Gigabit Ethernet. To enhance interoperability between COM Express Modules and Carrier Boards, seven common signaling configurations (Pin-out Types) have been defined to ease system integration. Some Pin-out Types definitions require only a single 220-pin connector and others require both 220-pin connectors to supply all the defined signaling. All Pin-out Type definitions apply to either Compact Module, Basic Module or Extended Module sizes.

■ Feature Overview (size) - Compact Module

The Compact Module is intended for mobile systems and space-constrained stationary systems. Key features of the Compact Module include:

- Module size: 95mm x 95mm
- 5mm and 8mm stack height options (Module bottom to Carrier Board top)
- 18mm 'z' height with heat-spreader (using the 5mm stack option)
- Accommodates a single (or two stacked) horizontal mount SO-DIMM
- Single 220 pin or dual 220 pin connectors for up to 440 pins

■ Feature Overview (size) - Basic Module

The Basic Module is intended for mobile and space-constrained stationary systems. Key features of the Basic Module include:

- Module size: 125 mm x 95 mm
- 5mm and 8 mm stack height options (module bottom to Carrier Board top)
- 18 mm 'z' height with heat-spreader (with a 5 mm stack option)
- Accommodates a single (or two stacked) horizontal mount SO-DIMM
- Single 220 pin or dual 220 pin connectors for up to 440 pins

■ Feature Overview (size) - Extended Module

The Extended Module targets OEM applications that require larger amounts of system memory, feature a larger module size to accommodate full size DIMMs and larger chipsets and CPUs. The key features of the Extended Module include:

- Module size: 155 mm x 110 mm
- 5mm and 8 mm stack height options (module bottom to Carrier Board top)
- 18 mm 'z' height with heat-spreader (using the 5 mm stack option)
- Accommodates 2 full-size DIMM or mini DIMM memories or 2 horizontal mount or vertical mount SO-DIMMs
- Single 220-pin or dual 220-pin connectors for up to 440 pins
- Allows for the use of higher performance CPUs that can not be supported using the Compact Module or Basic Module

■ Feature Overview (pin-out types) -Pin-out Type 1

- Single 220 pin connector (A-B connector)
- Up to 8 USB 2.0 ports; 4 shared over-current lines
- Up to 4 Serial ATA or SAS ports
- Up to 6 PCI Express Gen1/Gen2 signaling lanes
- Support pins for up to 2 ExpressCards
- Dual 24-bit LVDS channels
- Analog VGA
- TV Out: Composite Video, S-Video, Component Video (YPbPr)
- AC '97/HDA digital audio interface (external CODEC(s) required)
- Single Ethernet interface with integrated PHY - pinned for Gigabit Ethernet
- LPC interface
- SPI
- 8 GPIO pins
- 68W maximum input power over module connector pins
- +12V primary power supply input
- +5V standby and 3.3V RTC power supply inputs

■ Feature Overview (pin-out types) -Pin-out Type 10

The type 10 Pin-out was introduced with COM Express Rev. 2.0.

- Single 220 pin connector (A-B connector)
- Up to 8 USB 2.0 ports; 4 shared over-current lines
- Up to 2 Serial ATA or SAS ports
- Up to 4 PCI Express Gen1/Gen2 signaling lanes
- Support pins for up to 2 ExpressCards

- Single 24-bit LVDS channel
- One Digital Display Interface configurable as SDVO, DP, or TMDS
- AC'97/HAD digital audio interface (external CODEC(s) required)
- Single Ethernet interface with integrated PHY - pinned for Gigabit Ethernet
- LPC interface
- Two TX/RX serial pairs
- SPI
- Fan control
- TPM support
- 8 GPIO pins
- 68W maximum input power over Module connector pins
- +12V primary power supply input
- +5V standby and 3.3V RTC power supply inputs

■ Feature Overview (pin-out types) -Pin-out Type 2

All Pin-out Type 1 features plus the following:

- Dual 200 pin connectors (A-B and C-D, 440 pins total)
- 32 bit PCI interface
- IDE port (to support legacy ATA devices such as CD-ROM drives and CompactFlash storage cards)
- Up to 22 PCI Express lanes (up to 6 on A-B and up to 16 on C-D)
- 16 of 22 PCI Express lanes commonly used for PCI Express Graphics
- SDVO option (pins shared with PCI Express Graphics)
- Maximum Module input power capability extended to 137W

■ Feature Overview (pin-out types) -Pin-out Type 3

All Pin-out Type 2 features with the exception of the following:

- IDE pins are reallocated to provide additional Gigabit Ethernet capability: no IDE
- Up to 3 Gigabit Ethernet channels

■ Feature Overview (pin-out types) -Pin-out Type 4

All Pin-out Type 2 features with the exception of the following:

- PCI pins are reallocated to provide additional PCI Express lanes: no PCI
- Up to 32 PCI Express lanes

■ Feature Overview (pin-out types) -Pin-out Type 5

All Pin-out Type 2 features with the exception of the following:

- Both IDE and PCI pins are reallocated: no IDE and no PCI
- Up to 32 PCI Express lanes
- Up to 3 Gigabit Ethernet channels

■ Feature Overview (pin-out types) -Pin-out Type 6

All Pin-out Type 2 features with the exception of the following:

- Both IDE and PCI pins are reallocated: no IDE and no PCI
- Up to 24 PCI Express lanes (16 on the PEG port)
- Reserved 16 pins to support the two extra differential pairs required for SuperSpeed USB 3.0. The 16 pins will allow SuperSpeed USB 3.0 support on up to four of the eight USB 2.0 ports. At this point in time, there is not enough information and silicon available for this subcommittee to determine the appropriate trace length and routing rules for SuperSpeed USB 3.0. The routing rules will be handled in a future version of this document
- Up to 3 Digital Display Interfaces

SBC
Services
and Solutions

Systems
on
Modules

Embedded
SBCs
>EPIC

Embedded
SBCs
>3.5" Capa

Embedded
SBCs
>Nano-ITX

Embedded
SBCs
>Pico-ITX

Embedded
SBCs
>PC/104

Industrial
Mother-
boards

Slot
CPU
Cards

Accessories

Appendix

Axiomtek SoM (System on Module) Solutions

COM Express™, ETX and STX Form Factors

Required and Optional Features

■ Module Pin-out Type Definitions

Seven pin-out types are defined. Pin-out Type 1 and Type 10 Modules have a single 220-pin connector, the A-B connector. Module Pin-out Types 2 through 6 use a pair of 220 pin connectors, designated A-B and C-D, for a total of 440 pins. The variations in Pin-out Type definitions are summarized in the table below.

Table 1: Module Pin-out Type Overview

Types	Connector Rows	PCI Express Lanes	PEG/SDVO	PCI	IDE Ports	SATA Ports	LAN Ports	USB 2.0 / SuperSpeed USB	Display Interfaces
Type 1	A-B	Up to 6	-	-	-	4	1	8 / 0	VGA, LVDS
Type 2	A-B C-D	Up to 22	1/2	32 bit	1	4	1	8 / 0	VGA, LVDS, PEG/SDVO
Type 3	A-B C-D	Up to 22	1/2	32 bit	-	4	3	8 / 0	VGA, LVDS, PEG/SDVO
Type 4	A-B C-D	Up to 32	1/2	-	1	4	1	8 / 0	VGA, LVDS, PEG/SDVO
Type 5	A-B C-D	Up to 32	1/2	-	-	4	3	8 / 0	VGA, LVDS, PEG/SDVO
Type 6	A-B C-D	Up to 24	1/NA	-	-	4	1	8 / 4	VGA, LVDS, PEG, 3xDDI
Type 10	A-B	Up to 4	-/1	-	-	2	1	8 / 0	1xDDI

For Module Pin-out Types 2 through 6, a subset of the PCI Express lanes are commonly used as PCI Express Graphics (PEG) lanes. SDVO functions may be pin-shared with PEG lanes on Types 2-5. In Type 6 SDVO is moved from the PEG to Digital Display Interface 1. Type 10 does feature one DIGITAL Display Interface but no PEG lanes.

- Type 1

Modules allow for a minimal possible feature set using two of the four available connector rows. Type 1 represents a basic feature set with the benefit of simplified routing of the Carrier Board to allow a lower layer count board.

- Type 10

Modules are similar but not compatible to Type 1 Modules. These Modules feature less PCI Express and SATA interfaces. Type 10 Modules support a single 24 bit LVDS panel interface and a single Digital Display Interface.

- Type 2

Modules include PCI and IDE interfaces. These Modules either use on board graphics capabilities or may use 16 PEG lanes to connect to an external video controller. In case of on board graphics, PEG pins may be alternatively used for two SDVO ports.

- Type 3

Modules trade IDE port pins for two additional LAN ports, allowing up to three GBE interfaces.

- Type 4

Modules drop the PCI interface, to allow up to 32 PCI Express lanes for applications with large I/O bandwidth requirements. IDE support is still available.

- Type 5

Modules trade IDE and PCI pins for up to 32 PCI Express lanes and up to three GBE interfaces. These Modules are intended for applications with large I/O bandwidth requirements.

- Type 6

Modules trade IDE and PCI pins for up to 8 PCI Express lanes, up to three Digital Display Interface and 4 of the 8 USB ports can be used as USB 3.0.

Module Pin-out Type 1-6 & 10 - Required and Optional Features

COM Express Required and Optional features are summarized in the following table. The features identified as Minimum (Min.) shall be implemented by all Modules. Features identified up to Maximum (Max) may be additionally implemented by a Module.

Table 2: Module Pin-out - Required and Optional Features A-B Connector

Feature	Type 10 (Single Conn.)	Type 1 (Single Conn.)	Type 2 (IDE + PCI)	Type 3 (No IDE)	Type 4 (No PC1)	Type 5 (No IDE, No PCI)	Type 6 (No IDE or PCI, add DD1 + USB3)
	Min/Max	Min/Max	Min/Max	Min/Max	Min/Max	Min/Max	Min/Max
System I/O							
PCI Express Lanes 0 - 5	1 / 4	1 / 6	1 / 6	1 / 6	1 / 6	1 / 6	1 / 6
LVDS Channel A	0 / 1	0 / 1	0 / 1	0 / 1	0 / 1	0 / 1	0 / 1
LVDS Channel B	NA	0 / 1	0 / 1	0 / 1	0 / 1	0 / 1	0 / 1
VG A Port	NA	0 / 1	0 / 1	0 / 1	0 / 1	0 / 1	0 / 1
TV-Out	NA	NA	NA	NA	NA	NA	NA
Digital Display Interface 0	0 / 1	NA	NA	NA	NA	NA	NA
Serial Ports 1 - 2	0 / 2	NA	NA	NA	NA	NA	NA
SATA /SAS Ports	1 / 2	1 / 4	1 / 4	1 / 4	1 / 4	1 / 4	1 / 4
AC97 /H A D Digital Interface	0 / 1	0 / 1	0 / 1	0 / 1	0 / 1	0 / 1	0 / 1
USB 2.0 Ports	4 / 8	4 / 8	4 / 8	4 / 8	4 / 8	4 / 8	4 / 8
USB Client	0 / 1	0 / 1	0 / 1	0 / 1	0 / 1	0 / 1	0 / 1
LAN Port 0	1 / 1	1 / 1	1 / 1	1 / 1	1 / 1	1 / 1	1 / 1
Express Card Support	0 / 2	1 / 2	1 / 2	1 / 2	1 / 2	1 / 2	1 / 2
LPC Bus	1 / 1	1 / 1	1 / 1	1 / 1	1 / 1	1 / 1	1 / 1
SPI	1 / 2	1 / 2	1 / 2	1 / 2	1 / 2	1 / 2	1 / 2
System Management							
SDIO (muxed on GPIO)	0 / 1	NA	NA	NA	NA	NA	NA
General Purpose I/O	8 / 8	8 / 8	8 / 8	8 / 8	8 / 8	8 / 8	8 / 8
SMBus	1 / 1	1 / 1	1 / 1	1 / 1	1 / 1	1 / 1	1 / 1
IPC	1 / 1	1 / 1	1 / 1	1 / 1	1 / 1	1 / 1	1 / 1
Watchdog Timer	0 / 1	0 / 1	0 / 1	0 / 1	0 / 1	0 / 1	0 / 1
Speaker Out	1 / 1	1 / 1	1 / 1	1 / 1	1 / 1	1 / 1	1 / 1
External BIOS ROM Support	0 / 2	0 / 2	0 / 2	0 / 2	0 / 2	0 / 2	0 / 2
Reset Functions	1 / 1	1 / 1	1 / 1	1 / 1	1 / 1	1 / 1	1 / 1
Power Management							
Thermal Protection	0 / 1	0 / 1	0 / 1	0 / 1	0 / 1	0 / 1	0 / 1
Battery Low Alarm	0 / 1	0 / 1	0 / 1	0 / 1	0 / 1	0 / 1	0 / 1
Suspend/ Wake Signals	0 / 3	0 / 3	0 / 3	0 / 3	0 / 3	0 / 3	0 / 3
Power Button Support	1 / 1	1 / 1	1 / 1	1 / 1	1 / 1	1 / 1	1 / 1
Power Good	1 / 1	1 / 1	1 / 1	1 / 1	1 / 1	1 / 1	1 / 1
VCC_5V_SB Y Contacts	4 / 4	4 / 4	4 / 4	4 / 4	4 / 4	4 / 4	4 / 4
Sleep Input	0 / 1	NA	NA	NA	NA	NA	0 / 1
Lid Input	0 / 1	NA	NA	NA	NA	NA	0 / 1
Fan Control Signals	0 / 2	NA	NA	NA	NA	NA	0 / 2
Trusted Platform Modules	0 / 1	NA	NA	NA	NA	NA	0 / 1
Power							
VCC_12_V Contacts	12 / 12	12 / 12	12 / 12	12 / 12	12 / 12	12 / 12	12 / 12

Table 3: Module Pin-out - Required and Optional Features C-D Connector

Feature	Type 10 (Single Conn.)	Type 1 (Single Conn.)	Type 2 (IDE + PCI)	Type 3 (No IDE)	Type 4 (No PC1)	Type 5 (No IDE, No PCI)	Type 6 (No IDE or PCI, add DD1 + USB3)
	Min/Max	Min/Max	Min/Max	Min/Max	Min/Max	Min/Max	Min/Max
System I/O							
PCI Express Lanes 16 - 31	NA	NA	0 / 16	0 / 16	0 / 16	0 / 16	0 / 16
PCI Express Graphics (PEG)	NA	NA	0 / 1	0 / 1	0 / 1	0 / 1	0 / 1
Muxed SDDV Channels 1 - 2	NA	NA	0 / 2	0 / 2	0 / 2	0 / 2	NA
PCI Express Lanes 6 - 15	NA	NA	NA	NA	0 / 10	0 / 10	0 / 2
PCI Bus - 32 Bit	NA	NA	1 / 1	1 / 1	NA	NA	NA
PATA Port	NA	NA	1 / 1	NA	1 / 1	NA	NA
LAN Ports 1 - 2	NA	NA	NA	0 / 2	NA	0 / 2	NA
Digital Display Interfaces 1-3	NA	NA	NA	NA	NA	NA	0 / 3
USB 3.0 Ports	NA	NA	NA	NA	NA	NA	0 / 4
Power							
VCC_12_V Contacts	NA	NA	12 / 12	12 / 12	12 / 12	12 / 12	12 / 12

* All specifications and photos are subject to change without notice.
© 2013 Axiomtek Co., Ltd. All rights reserved.

Axiomtek SoM (System on Module) Solutions

COM Express™, ETX and STX Form Factors

Mechanical Specifications

Module Size-Basic Module

The PCB size for the Basic Module shall be 125mm x 95mm. The PCB thickness may be 2mm to allow high layer count stack-ups and facilitate a standard \varnothing dimension between the Carrier Board and the top of the heat-spreader.

The holes shown in this drawing are intended for mounting the module / heat-spreader combination to the Carrier Board. An independent, implementation specific set of holes and spacers shall be used to attach the heat-spreader to the module.

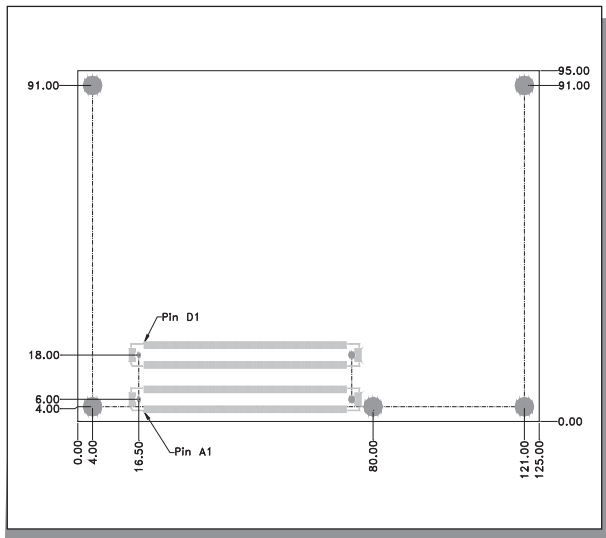


Figure 1: Basic Module Form Factor

Heat-Spreader

Modules should be equipped with a heat-spreader. This heat-spreader by itself does not constitute the complete thermal solution for a module but provides a common interface between modules and implementation-specific thermal solutions.

The overall module height from the bottom surface of the module board to the heat-spreader top surface shall be 13 mm for both the Basic and Extended Modules. The module PCB and heat-spreader plate thickness are vendor implementation specific, however, a 2-mm PCB with a 3-mm heat-spreader may be used which allows use of readily available standoffs.

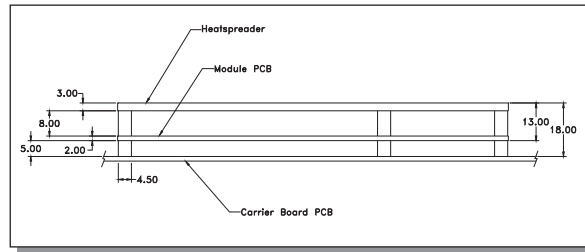


Figure 1: Basic Module Form Factor

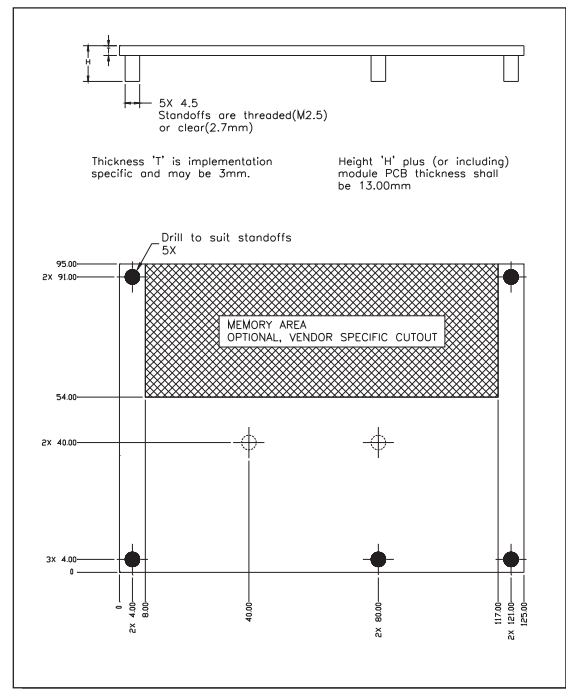


Figure 3: Basic Module Heat-Spreader

ETX Technical Notes

Overview for the ETX Module

ETX, standing for Embedded Technology extended, computer-on-module (COM) is a highly integrated and compact (3.7 x 4.4 in.) (95 x 114 mm) Single-board computer (SBC) that can be used in a design application much like an integrated circuit component. All ETX modules have a standardized form factor and a standardized connector layout that carry a specified set of signals. This standardization allows designers to create a single system baseboard that can accept present and future ETX modules. Each ETX COM integrates core CPU and memory functionality, common personal computer (PC) peripheral functions such as graphics, USB, serial, and parallel ports, keyboard/mouse, Ethernet, and IDE. The baseboard designer can optimize exactly how each of these functions is physically implemented. Connectors can be placed precisely where needed on a baseboard designed to optimally fit system packaging.

Peripheral PCI or ISA devices can be implemented directly on the baseboard rather than on mechanically unwieldy expansion cards. The ability to build a system on a single baseboard, using the computer as one plug-in component, simplifies packaging, eliminates cabling, and reduces system-level cost.

A single baseboard design may be used with a range of ETX modules. This flexibility can differentiate products at various price/performance points, or to design systems that have a built-in upgrade path. The modularity of an ETX solution also ensures against obsolescence as computer technology evolves. A properly designed ETX baseboard can be used with successive generations of ETX modules.

An ETX baseboard design has many of the advantages of a custom computer-board design but delivers better obsolescence protection, greatly reduces engineering effort, and achieves faster time to market.

The baseboard designer can optimize exactly how each of these functions implements physically. Designers can place connectors precisely where needed for the application on a baseboard designed to optimally fit a system packaging.

ETX Connector Pin-out

Connector X1 (PCI Bus, USB, Audio)

Pin	Signal	Pin	Signal	Pin	Signal	Pin	Signal
1	GND	2	GND	51	VCC *	52	VCC *
3	PCICLK3	4	PCICLK4	53	PAR	54	SERR#
5	GND	6	GND	55	GPERR#	56	RSVD
7	PCICLK1	8	PCICLK2	57	PME#	58	USB2#
9	REQ3#	10	GNT3#	59	LOCK#	60	DEVSEL#
11	GNT2#	12	3V	61	TRDY#	62	USB3#
13	REQ2#	14	GNT1#	63	IRDY#	64	STOP#
15	REQ1#	16	3V	65	FRAME#	66	USB2
17	GNT0#	18	RSVD	67	GND	68	GND
19	VCC	20	VCC	69	AD16	70	CBE2#
21	SERIRO	22	REQ0#	71	AD17	72	USB3
23	AD0	24	3V	73	AD19	74	AD18
25	AD1	26	AD2	75	AD20	76	USB0#
27	AD4	28	AD3	77	AD22	78	AD21
29	AD6	30	AD5	79	AD23	80	USB1#
31	CBE0#	32	AD7	81	AD24	82	CBE3#
33	AD8	34	AD9	83	VCC *	84	VCC *
35	GND	36	GND	85	AD25	86	AD26
37	AD10	38	AUXAL	87	AD28	88	USB0
39	AD11	40	MIC	89	AD27	90	AD29
41	AD12	42	AUXAR	91	AD30	92	USB1
43	AD13	44	ASVCC	93	PCIRST#	94	AD31
45	AD14	46	SNDL	95	INTC#	96	INTD#
47	AD15	48	ASGND	97	INTA#	98	INTB#
49	CBE1#	50	SNDR	99	GND	100	GND

Connector X2 (ISA Bus)

Pin	Signal	Pin	Signal	Pin	Signal	Pin	Signal
1	GND	2	GND	51	VCC *	52	VCC *
3	SD14	4	SD15	53	SA6	54	IRQ5
5	SD13	6	MASTER#	55	SA7	56	IRQ6
7	SD12	8	DREQ7	57	SA8	58	IRQ7
9	SD11	10	DACK7#	59	SA9	60	SYSCLK
11	SD10	12	DREQ6	61	SA10	62	REFSH#
13	SD9	14	DACK6#	63	SA11	64	DREQ1
15	SD8	16	DREQ5	65	SA12	66	DACK1#
17	MEMW#	18	DACK5#	67	GND	68	GND
19	MEMR#	20	DREQ0	69	SA13	70	DREQ3
21	LA17	22	DACK0#	71	SA14	72	DACK3#
23	LA18	24	IRQ14	73	SA15	74	IOR#
25	LA19	26	IRQ15	75	SA16	76	IOW#
27	LA20	28	IRQ12	77	SA18	78	SA17
29	LA21	30	IRQ11	79	SA19	80	SMEMR#
31	LA22	32	IRQ10	81	IOCHRDY	82	AEN
33	LA23	34	IO16#	83	VCC *	84	VCC *
35	GND	36	GND	85	SD0	86	SMEMW#
37	SBHE#	38	M16#	87	SD2	88	SD1
39	SA0	40	OSC	89	SD3	90	NOWS#
41	SA1	42	BALE	91	DREQ2	92	SD4
43	SA2	44	TC	93	SD5	94	IRQ9
45	SA3	46	DACK2#	95	SD6	96	SD7
47	SA4	48	IRQ3	97	IOCHK#	98	RSTDRV
49	SA5	50	IRQ4	99	GND	100	GND

* All specifications and photos are subject to change without notice.
© 2013 Axiomtek Co., Ltd. All rights reserved.

Axiomtek SoM (System on Module) Solutions

COM Express™, ETX and STX Form Factors

Connector X3 (VGA, LCD, Video, COM1 and COM2, LPT/Floppy, Mouse, Keyboard)

Pin	Signal	Pin	Signal	Pin	Signal	Pin	Signal
1	GND	2	GND	27	GND	28	GND
3	R	4	B	29	LCDDO4	30	LCDDO7
5	HSY	6	G	31	LCDDO5	32	LCDDO6
7	VSY	8	DDCK	33	GND	34	GND
9	DETECT#	10	DDDA	35	LCDDO1	36	LCDDO3
11	LCDDO16	12	LCDDO18	37	LCDDO0	38	LCDDO2
13	LCDDO17	14	LCDDO19	39	VCC *	40	VCC *
15	GND	16	GND	41	JILI_DAT	42	LTGI00
17	LCDDO13	18	LCDDO15	43	JILI_CLK	44	BLON#
19	LCDDO12	20	LCDDO14	45	BIASON	46	DIGON
21	GND	22	GND	47	COMP	48	Y
23	LCDDO8	24	LCDDO11	49	SYNC	50	C
25	LCDDO9	26	LCDDO10				

ETX parallel-port interfaces can be configured either as conventional PC parallel ports or as an interface for floppy-disk drives. The operating mode can be selected by BIOS settings or by a select pin for a specific hardware mode.

Parallel Port Mode Pin-out				Floppy Support Mode Pin-out			
Pin	Signal	Pin	Signal	Pin	Signal	Pin	Signal
51	LPT/FPY#	52	RSVD	51	LPT/FPY#	52	RSVD
53	VCC *	54	GND	53	VCC *	54	GND
55	STB#	56	AFD#	55	RSVD	56	DENSEL
57	RSVD	58	PD7	57	RSVD	58	RSVD
59	IRRX	60	ERR#	59	IRRX	60	HDSEL#
61	IRTX	62	PD6	61	IRTX	62	RSVD
63	RXD2	64	INIT#	63	RXD2	64	DIR#
65	GND	66	GND	65	GND	66	GND
67	RTS2#	68	PD5	67	RTS2#	68	RSVD
69	DTR2#	70	SLIN#	69	DTR2#	70	STEP#
71	DCD2#	72	PD4	71	DCD2#	72	DSKCHG#
73	DSR2#	74	PD3	73	DSR2#	74	RDATA#
75	CTS2#	76	PD2	75	CTS2#	76	WP#
77	TXD2	78	PD1	77	TXD2	78	TRKO#
79	RI2#	80	PD0	79	RI2#	80	INDEX#
81	VCC *	82	VCC *	81	VCC *	82	VCC *
83	RXD1	84	ACK#	83	RXD1	84	DRV
85	RTS1#	86	BUSY	85	RTS1#	86	MOT
87	DTR1#	88	PE	87	DTR1#	88	WDATA#
89	DCD1#	90	SLCT#	89	DCD1#	90	WGATE#
91	DSR1#	92	MSCLK	91	DSR1#	92	MSCLK
93	CTS1#	94	MSDAT	93	CTS1#	94	MSDAT
95	TXD1	96	KBCLK	95	TXD1	96	KBCLK
97	RI1#	98	KBDAT	97	RI1#	98	KBDAT
99	GND	100	GND	99	GND	100	GND

Connector X4 (IDE 1, IDE 2, Ethernet, Miscellaneous)

Pin	Signal	Pin	Signal	Pin	Signal	Pin	Signal
1	GND	2	GND	51	SIDE_IOW#	52	PIDE_IOR#
3	5V_SB	4	PWGIN	53	SIDE_DRO	54	PIDE_IOW#
5	PS_ON	6	SPEAKER	55	SIDE_D15	56	PIDE_DRO
7	PWRBTN#	8	BATT	57	SIDE_D0	58	PIDE_D15
9	KBINH#	10	LILED#	59	SIDE_D14	60	PIDE_D0
11	RSMRST#	12	ACTLED#	61	SIDE_D1	62	PIDE_D14
13	RMKBCS#	14	SPDLED#	63	SIDE_D13	64	PIDE_D1
15	EXT_PRG	16	I2CLK	65	GND	66	GND
17	VCC *	18	VCC *	67	SIDE_D2	68	PIDE_D13
19	OVCER#	20	GPCS#	69	SIDE_D12	70	PIDE_D2
21	EXTSMI#	22	I2DAT	71	SIDE_D3	72	PIDE_D12
23	SMBCLK	24	SMBDATA	73	SIDE_D11	74	PIDE_D3
25	SIDE_CS3#	26	SMBALRT#	75	SIDE_D4	76	PIDE_D11
27	SIDE_CS1#	28	DASP_S	77	SIDE_D10	78	PIDE_D4
29	SIDE_A2	30	PIDE_CS3#	79	SIDE_D5	80	PIDE_D10
31	SIDE_A0	32	PIDE_CS1#	81	VCC *	82	VCC *
33	GND	34	GND	83	SIDE_D9	84	PIDE_D5
35	PDIAG_S	36	PIDE_A2	85	SIDE_D6	86	PIDE_D9
37	SIDE_A1	38	PIDE_A0	87	SIDE_D8	88	PIDE_D6
39	SIDE_INTRO	40	PIDE_A1	89	GPE2#	90	CBLID_P
41	BATLOW#	42	GPE1#	91	RXD#	92	PIDE_D8
43	SIDE_AK#	44	PIDE_INTRO	93	RXD	94	SIDE_D7
45	SIDE_RDY	46	PIDE_AK#	95	TXD#	96	PIDE_D7
47	SIDE_IOR#	48	PIDE_RDY	97	TXD	98	HDRST#
49	VCC *	50	VCC *	99	GND	100	GND

Mechanical Specification of the ETX Module

An ETX module, including the heat spreader plate, has a maximum thickness of approximately 12mm. The top components are up to 8mm high and the bottom components are up to 2mm high. Headers X1 to X4 (HIROSE FX8-100P-SV) on ETX module are 2.8mm high and connect to the corresponding receptacles on the ETX baseboard.

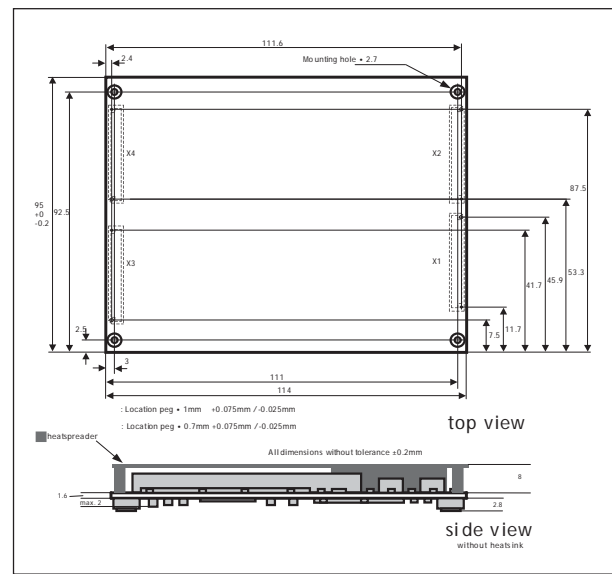


Figure 1: Dimension of ETX Module

Mechanical Specification of the ETX Baseboard

The outline shown here is for modules with a Y dimension of 95mm. Note that in order to accommodate both 95mm and 100mm ETX modules, the 95mm outline shown here should be expanded by 2.5mm on the top and 2.5mm on the bottom. The relative mounting holes and connector locations on the 95mm and 100mm modules are the same, only the Y envelope dimension varies. A given baseboard design can accommodate both 95mm and 100mm modules provided sufficient clearance is allowed for the 100mm module. Headers X1 to X4 (HIROSE FX8-100S-SV) on ETX baseboard are 2.8mm high and connect to the corresponding receptacles on the ETX module.

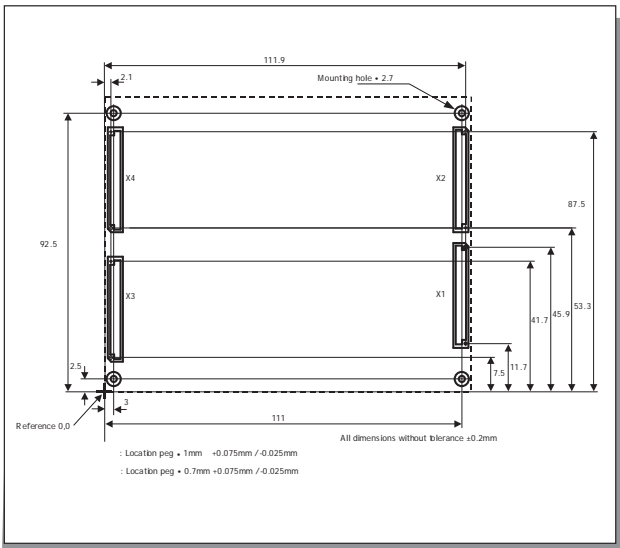


Figure 2: Dimensions of ETX Baseboard

Heat-spreader and Heat-sink Considerations

The heat-spreader is a 2mm thick aluminum plate. It provides a thermal interface surface for heat removal from the ETX module. Because of the thickness of the plate, components that must fit under the plate are limited to a height of 6mm unless clearance holes are provided. Clearance holes in the heat spreader plate are permitted for user access purposes (e.g. SO-DIMM removal) or to allow the use of high-profile components up to 8mm high. All hole locations and sizes should be carefully considered so that the mechanical integrity of the heat spreader is maintained. The heat spreader is thermally coupled to the CPU die or package surface, it may also be coupled to other heat generating devices on the module. The heat spreader is the thermal interface surface for most of the heat generated within the module. The heat spreader is not intended as a heat sink, although it may be suitable for this purpose on low power modules operating under benign conditions. Higher power modules, or higher temperature conditions, will require heat removal devices (e.g. heat sink with fan, heat pipe, etc.) to be attached to the heat spreader or be thermally coupled to a chassis. Thermal dissipation varies considerably among ETX modules and proper heat removal from the heat spreader plate is an essential consideration for any ETX design. For maximum flexibility ETX cooling methods should be secured to as much of the heat spreader plate area as possible, since the location of the CPU may vary among different ETX module designs.

Axiomtek SoM (System on Module) Solutions

COM Express™, ETX and STX Form Factors

STX Technical Notes

General Descriptions for the STX Modules & Baseboards

The STX module is a general purpose processing system-on-a-module with complete computing ability in a very compact size. Although the STX module is configured to various functions and power schemes, it always needs to be configured through its output interface and work with the baseboard. The STX baseboard provides a docking station for the STX module, supplies the module with power, and has peripheral interfaces and expansion slots. The STX baseboard can also be configured to be compatible with different form factors such as AT, ATX, LPX, NLX, PC/104, or can be custom formatted, so it can easily be applied to customized mechanical & ODM requirements.

In order for the STX module to fit properly on the baseboard, sufficient space is needed between the two for components. There are two different configurations for the STX Module, Type I & Type II:

- Type I.

The STX module uses 4.6mm height plugs. 4.5mm of space is reserved between the module and the baseboard for components. Please note that some components may not be compatible with this specific configuration.

- Type II.

The STX module uses 6.6mm height plugs. This configuration reserves at least 2mm below the STX module for components to be placed on the STX baseboard.

The Type II configuration is Axiomtek's standard STX module. This ensures better and more flexible designs in the future.

Configuration	Stacking Height	STX Module	Type Devices	Height Areas
			V1 max.	V2 max.
No. 1	B = 5 mm	Type I	---	2 mm
No. 2	B = 7 mm	Type II	2 mm	4 mm
No. 3	B = 13 mm	Type I	8 mm	10 mm
No. 4	B = 15 mm	Type II	10 mm	12 mm

Configuration No. 2 is Axiomtek's default STX Module combination.

The STX Interface

The STX interface is equipped with two pairs of 200-pin connectors: two plugs on the STX module and two receptacles on the STX baseboard. The plugs on the STX module are referred to as P1 and P2, while the opposite receptacles on the STX baseboard are referred to as J1 and J2. The following diagram and table shows assembly combinations for stacking heights, as well as 4 different configurations for the STX module and baseboard.

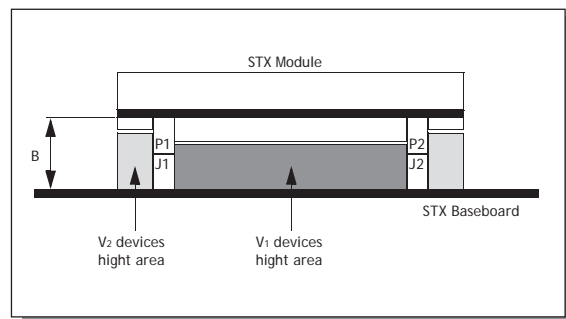


Figure 1. STX Baseboard Height Dimensions

Axiomtek SoM (System on Module) Solutions

COM Express™, ETX and STX Form Factors

The STX Module & Baseboard Mechanical Definitions

The STX Module

The bottom side of the STX module is defined as the side equipped with the STX interface plugs. In the following mechanical diagram, the bottom view is the module as seen from the bottom side.

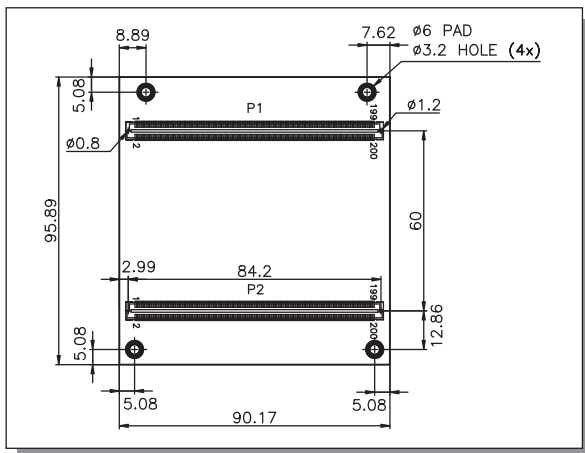


Figure 2. STX Module Dimensions (Bottom View)

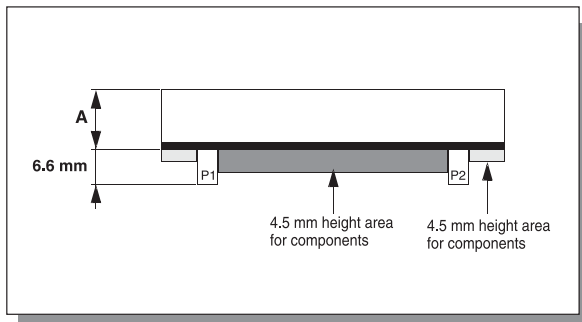


Figure 3. STX Module Type II

The fastening mechanism for the STX module consists of four mounting holes in the printed circuit board (PCB). The inner threads in the holes are 3x5mm.

The STX Baseboard

The top side of the STX baseboard is defined as the side equipped with the STX interface receptacles. The bottom side is the opposite side. The top view of the STX baseboard is defined as the view of the top side. The bottom view is a view of the bottom side. In the following mechanical diagram, only the receptacles and mounting holes are defined. The dimensions are defined for a "minimal" configuration, but a system designer can use any dimensions that will fit the application needs.

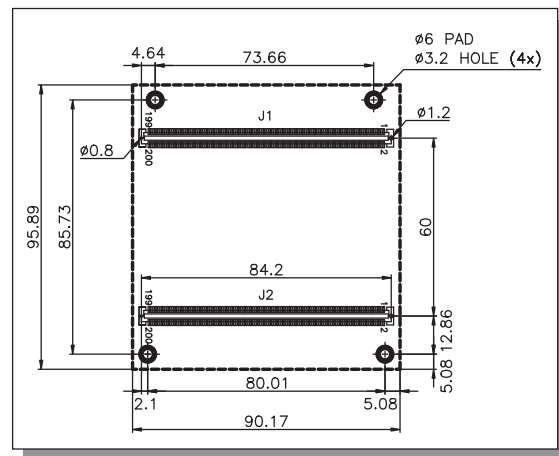


Figure 4. STX Baseboard Dimensions - "minimal" Configuration (Top View)

Like the STX Module, the STX Baseboard consists of four mounting holes in the PCB.

SBC Services and Solutions

Systems on Modules

Embedded SBCs >EPIC

Embedded SBCs >3.5" Capa

Embedded SBCs >Nano-ITX

Embedded SBCs >Pico-ITX

Embedded SBCs >PC/104

Industrial Motherboards


Slot CPU Cards

Accessories


Appendix

System on Modules


Selection Guide



Page 66



Page 67




Page 68


Features/Models	CEM860	CEM850	CEM830	
Form Factor	COM Express™ type 6	COM Express™ type 2	COM Express™ type 2	
CPU Level	Intel® Core™ i7/ i5/ i3	Intel® Core™2 Duo	Intel® Core™2 Duo	
CPU Socket	Onboard	Socket P	Socket M	
CPU FSB Frequency	N/A	667/800/1066 MHz	533/667 MHz	
Core Logic Chipset	Intel® QM67	Intel® GM45 + ICH9M	Intel® 945GME + ICH7M	
Memory Type	DDR3-1066/1333	DDR3-800/1066	DDR2-533/667	
Max. DRAM Capacity	16 GB	8 GB	4 GB	
Cache RAM Capacity	L2 in CPU	L2 in CPU	L2 in CPU	
BIOS	AMI UEFI BIOS	AMI	Phoenix-Award	
Watchdog Timer	255 levels, 1~255 sec.	255 levels, 1~255 sec.	255 levels, 1~255 sec.	
Onboard SSD	N/A	N/A	N/A	
Onboard GPIO	4-IN & 4-OUT	4-IN & 4-OUT	4-IN & 4-OUT	
I/O	IDE	N/A	1 x PATA-100	
	SATA	2 x SATA-600/2 x SATA-300	3 x SATA-300	
	FDD	N/A	N/A	
	LPT	N/A	N/A	
	Serial	COM 1	N/A	N/A
		COM 2	N/A	N/A
		COM 3	N/A	N/A
		COM 4	N/A	N/A
	USB	8 x USB 2.0 2 x USB 3.0 (optional)	8 x USB 2.0	8 x USB 2.0
	IrDA	N/A	N/A	N/A
Display	1 x VGA 1 x LVDS 3 x DDI	1 x VGA 1 x LVDS	1 x VGA 1 x LVDS	
Onboard Ethernet	1 x 10/100/1000Mbps Ethernet	1 x 10/100/1000Mbps Ethernet	1 x 10/100/1000Mbps Ethernet	
Onboard Audio	Codec on baseboard	Codec on baseboard	Codec on baseboard	
Hardware Monitoring	N/A	N/A	N/A	
SMBus	Yes	Yes	Yes	
Expansion Interface	PCIe with 22 lanes	PCIe with 21 lanes 4 x PCI	PCIe with 21 lanes 4 x PCI	
Power Management	ACPI	ACPI	ACPI	
Battery	N/A	N/A	N/A	
Operating Temperature	0° ~ +60°C (32°F~ 140°F)	0° ~ +60°C (32°F~ 140°F)	0° ~ +60°C (32°F~ 140°F)	
Relative Humidity	10% to 95%, non-condensing	10% to 95%, non-condensing	10% to 95%, non-condensing	
EMI Compliance	CE	CE	CE	
Wide Temperature	By request	N/A	N/A	



Page 69



Page 70



Page 73

Features\Models	CEM831	CEM100	ETM830	
Form Factor	COM Express™ type 2	COM Express™ type 2	ETX	
CPU Level	Intel® Atom™ N270	AMD G-Series APU	Intel® Core™2 Duo	
CPU Socket	Onboard	Onboard	Socket M	
CPU FSB Frequency	533 MHz	N/A	533/667 MHz	
Core Logic Chipset	Intel® 945GME + ICH7M	AMD A55E FCH	Intel® 945GME + ICH7M	
Memory Type	DDR2-533/667	DDR3-1066	DDR2-533/667	
Max. DRAM Capacity	4 GB	8 GB	2 GB	
Cache RAM Capacity	512KB	Integrated in CPU	L2 in CPU	
BIOS	AMI	AMI UEFI BIOS	Phoenix-Award	
Watchdog Timer	255 levels, 1~255 sec.	255 levels, 1~255 sec.	255 levels, 1~255 sec.	
Onboard SSD	N/A	N/A	N/A	
Onboard GPIO	4-IN & 4-OUT	4-IN & 4-OUT	N/A	
I/O	IDE	1 x PATA-100	1 x PATA-100	
	SATA	2 x SATA-150	4 x SATA-600	
	FDD	N/A	N/A	
	LPT	N/A	N/A	
	Serial	COM 1	N/A	UART's
		COM 2	N/A	UART's
		COM 3	N/A	N/A
		COM 4	N/A	N/A
	USB	8 x USB 2.0	8 x USB 2.0	4 x USB 2.0
	IrDA	N/A	N/A	Yes
Display	1 x VGA 1 x LVDS	1 x VGA 1 x LVDS	1 x VGA 1 x LVDS	
Onboard Ethernet	1 x 10/100/1000Mbps Ethernet	1 x 10/100/1000Mbps Ethernet	1 x 10/100Mbps Ethernet	
Onboard Audio	Codec on baseboard	Codec on baseboard	AC'97 Codec	
Hardware Monitoring	N/A	N/A	N/A	
SMBus	Yes	Yes	Yes	
Expansion Interface	PCIe with 19 lanes 4 x PCI	PCI & PCIe	4 x PCI ISA	
Power Management	ACPI	ACPI	ACPI	
Battery	N/A	Lithium	N/A	
Operating Temperature	0° ~ +60°C (32°F~ 140°F)	0° ~ +60°C (32°F~ 140°F)	0° ~ +60°C (32°F~ 140°F)	
Relative Humidity	10% to 95%, non-condensing	10% to 95%, non-condensing	10% to 95%, non-condensing	
EMI Compliance	CE	CE	CE	
Wide Temperature	N/A	By request	N/A	

SBC
Services
and Solutions

Systems
on
Modules

Embedded
SBCs
>EPIC

Embedded
SBCs
>3.5" Capa

Embedded
SBCs
>Nano-ITX

Embedded
SBCs
>Pico-ITX

Embedded
SBCs
>PC/104

Industrial
Mother-
boards

Slot
CPU
Cards

Accessories

Appendix

* All specifications and photos are subject to change without notice.
© 2013 Axiomtek Co., Ltd. All rights reserved.

System on Modules


Selection Guide



Page 74



Page 75



Page 76




Page 78

Features/Models	ETM831	ETM710	ETM620	STX88831	
Form Factor	ETX	ETX	ETX	ETX	
CPU Level	Intel® Atom™ N270	VIA V4 C7/Eden	AMD LX	Intel® Atom™ N270	
CPU Socket	Onboard	Onboard	Onboard	Onboard	
CPU FSB Frequency	533 MHz	400/533 MHz	N/A	533 MHz	
Core Logic Chipset	Intel® 945GSE + ICH7M	VIA CX700M	AMD LX + CS5536AD	Intel® 945GSE + ICH7M	
Memory Type	DDR2-400/533	DDR2-400/533	DDR-333/400	DDR2-400/533	
Max. DRAM Capacity	2 GB	1 GB	1 GB	2 GB	
Cache RAM Capacity	512KB in CPU	L2 in CPU	L2 in CPU	512KB	
BIOS	AMI	Phoenix-Award	Phoenix-Award	AMI	
Watchdog Timer	255 levels, 1~255 sec.	255 levels, 1~255 sec.	255 levels, 1~255 sec.	255 levels, 1~255 sec.	
Onboard SSD	N/A	N/A	N/A	N/A	
Onboard GPIO	N/A	N/A	N/A	N/A	
I/O	IDE	1 x PATA-100	1 x PATA-133	2 x PATA-100	
	SATA	2 x SATA-150	2 x SATA-150	2 x SATA-150	
	FDD	1 x FDD (optional)	1 x FDD (optional)	1 x FDD (optional)	
	LPT	1 x LPT	1 x LPT	1 x LPT	
	Serial	COM 1	UARTs	UART's	UART's
		COM 2	UARTs	UART's	UART's
		COM 3	N/A	N/A	N/A
		COM 4	N/A	N/A	N/A
	USB	4 x USB 2.0	4 x USB 2.0	4 x USB 2.0	4 x USB 2.0
	IrDA	N/A	Yes	Yes	Yes
Display	1 x VGA 1 x LVDS	1 x VGA 1 x LVDS	1 x VGA 1 x TTL	1 x VGA 1 x LVDS 1 x TTL	
Onboard Ethernet	1 x 10/100Mbps Ethernet	1 x 10/100Mbps Ethernet	1 x 10/100Mbps Ethernet	1 x 10/100Mbps Ethernet	
Onboard Audio	HD Codec	HD Codec	AC'97 Codec	Codec on baseboard	
Hardware Monitoring	Yes	Yes	Yes	Yes	
SMBus	N/A	N/A	N/A	N/A	
Expansion Interface	4 x PCI ISA	4 x PCI ISA	3 x PCI ISA	4 x PCI ISA	
Power Management	ACPI	ACPI	ACPI	ACPI	
Battery	N/A	N/A	N/A	N/A	
Operating Temperature	0° ~ +60°C (32°F~ 140°F)	0° ~ +60°C (32°F~ 140°F)	0° ~ +60°C (32°F~ 140°F)	0° ~ +60°C (32°F~ 140°F)	
Relative Humidity	10% to 95%, non-condensing	10% to 95%, non-condensing	10% to 95%, non-condensing	10% to 95%, non-condensing	
EMI Compliance	CE	CE	CE	CE	
Wide Temperature	By request	N/A	-40°C~ +85°C (-40°F ~+185°F)	N/A	

CEM860

Intel® Core™ i7/ i5/ i3 COM Express™ Type 6 Module with Intel® QM67 PCH



System

CPU	2nd Generation Intel® Quad/ Dual Core™ i7/ i5/ i3/ Celeron® processors
System Memory	2 x 204-pin SO-DIMMs support DDR3-1066/1333 max. up to 16 GB
Chipset	Intel® QM67 PCH
BIOS	AMI UEFI BIOS
SSD	N/A
Watchdog Timer	255 levels, 1~255 sec.
Expansion Interface	1 x PCIe x16 graphics port 6 x PCIe lanes support for 6 x PCIe x1 or 1 x PCIe x4 + 2 x PCIe x1 devices
Battery	N/A
Power Requirements	Differentiate by onboard processor
Size	125 x 95 mm
Board Thickness	1.6 mm
Temperature	0° ~ +60°C (32°F ~ 140°F), operation
Operation Humidity	10% ~ 95% relative humidity, non-condensing

I/O


MIO	1 x LPC interface 1 x SPI interface
SATA	2 x SATA-600, 2 x SATA-300
Hardware Monitoring	N/A
Ethernet	1 port as 10/100/1000Mbps supports Wake-on-LAN, RPL/PXE Boot ROM with Intel® 82579LM
Audio	HD link interface to baseboard for external Codec
USB	8 x USB 2.0, 2 x USB 3.0 (optional)
TPM 1.2	Infineon SLB9635 for trusted platform (optional)
SMBus	Yes
Digital I/O	4 channels IN & 4 channels OUT

Display

Chipset	Intel® HD graphics 3000 code
Memory Size	Depending on integrnted GPU
Display Interface	1 x VGA 1 x LVDS; 18/24-bit single/dual channel 3 x DDI (SDVO, DP, HDMI, DVI)

Features

- 2nd Generation Intel® Core™ processors
- Intel® QM67 PCH
- 2 DDR3-1066/1333 SO-DIMMs max. up to 16 GB
- 22 lanes of PCIe Gen 2 at 5GT/s
- 2 SATA-600 & 2 SATA-300
- 8 USB 2.0 ports
- 2 USB 3.0 ports (optional)
- TPM 1.2 supported (optional)



▲ Rear view

Packing List

Quick installation guide, user's manual/utility CD

Ordering Information

Standard	
CEM860DG-i5-2515E (P/N: E380860101)	COM Express type 6 module with Intel® Core™ i5-2515E 3.1 GHz, VGA/LVDS, 10/100/1000Mbps Ethernet, USB 3.0 and TPM (recommended cooler P/N: E39J000101)
CEM860DG-i3-2340UE (P/N: E380860103)	COM Express type 6 module with Intel® Core™ i3-2340UE 1.3 GHz, VGA/LVDS, 10/100/1000Mbps Ethernet, USB 3.0 and TPM (recommended cooler P/N: E39J000101)
CEM860DG-B810E (P/N: E380860104)	COM Express type 6 module with Intel® Celeron® B810E 1.6 GHz, VGA/LVDS, 10/100/1000Mbps Ethernet, TPM (recommended cooler P/N: E39J000102)
CEM860DG-i7-2715QE (P/N: E380860100)	COM Express type 6 module with Intel® Core™ i7-2715QE 3 GHz, VGA/LVDS, 10/100/1000Mbps Ethernet, USB 3.0 and TPM (recommended cooler P/N: E39J000100)
CEM860DG-i7-2610UE (P/N: E380860102)	COM Express type 6 module with Intel® Core™ i7-2610UE 2.4 GHz, VGA/LVDS, 10/100/1000Mbps Ethernet and TPM (recommended cooler P/N: E39J000100)
CEM860DG-i7-2610UE WT	COM Express type 6 module with Intel® i7-2610UE 2.4 GHz, VGA/LVDS, 10/100/1000Mbps Ethernet, TPM and W.T. (-40° ~ +80°C) (recommended cooler P/N: E39J000101)


Cooler with heatspreader

CEB94006	ATX form factor type 6 baseboard
E39J000100	TS000-CEM860-i7 with fan RC (up to 45W Core i CPU)
E39J000101	TS000-CEM860-i5/ i3 with fan RC (up to 35W Core i CPU)
E39J000102	TS000-CEM860-celeron with fan RC (up to 35W Core i CPU)

* All specifications and photos are subject to change without notice.
© 2013 Axiomtek Co., Ltd. All rights reserved.

CEM850

Socket P Intel® Core™2 Duo COM Express™ Type 2 Module with Intel® GM45 + ICH9M Chipset



Double deck DDR3 SO-DIMM



DDR3



DualView



Full Solid Cap Design

System

CPU	Socket P for Intel® Core™2 Duo processor with FSB 667/800/1066 MHz
System Memory	2 x 204-pin SO-DIMM support DDR3-800/1066 max. up to 8 GB
Chipset	Intel® GM45 + ICH9M
BIOS	AMI
SSD	N/A
Watchdog Timer	255 levels, 1–255 sec.
Expansion Interface	1 x PCIe x16 graphics port supports for SDVO or PCIe x1 devices 5 x PCIe lanes support for 1 x PCIe x4 + 1 x PCIe x1 or 5 x PCIe x1 devices 4 x 32-bit PCI bus masters
Battery	N/A
Power Requirements	Intel® Core™2 Duo T9400 @2.53 GHz, 2GB DDR3 Max. RMS: +5VSB @ 124mA, +12V @ 2.369A
Size	125 x 95 mm
Board Thickness	1.6 mm
Temperature	0° ~ +60°C (32°F ~ 140°F), operation
Relative Humidity	10% ~ 95% relative humidity, non-condensing

I/O


MIO	1 x IDE; PATA-100 1 x LPC interface
SATA	3 x SATA-300
Hardware Monitoring	N/A
Ethernet	1 port as 10/100/1000Mbps supports Wake-on-LAN, RPL/PXE Boot ROM with Intel® 82574L
Audio	HD-Link audio interface to baseboard for external Codec
USB	8 x USB 2.0
SMBus	Yes
I2C	Yes
GPIO	4 Channels IN & 4 Channels OUT
ITP port	ITP7500 standard compliant

Display

Chipset	Intel® GMA 4500HD graphics core
Memory Size	Intel® DVM T 5.0 compliant
Display Interface	1 x VGA 1 x LVDS; 18/24-bit single/dual channel

Features

- Socket P for Intel® Core™2 Duo processor with FSB 667/800/1066 MHz
- Intel® GM45 + ICH9M chipset
- With high performance integrated graphics controller and discrete solution through PCIe x16 interface
- 21 lanes of PCI Express
- 8 USB 2.0 ports



▲ Rear view

Packing List

Quick installation guide, user's manual/utility CD

Ordering Information

Standard


CEM850VG	COM Express type 2 module with socket P, VGA/LVDS LCD, (P/N: E38D850100)
----------	--

Optional

CEB94000	ATX form factor baseboard
5078D850100E	CEM850 heatspreader module for PGA type CPU
5078D830100E	COM Express SoM low profile cooling kit with fan

CEM830

Socket M Intel® Core™2 Duo COM Express™ Type 2 Module with Intel® 945GME + ICH7M Chipset



Double deck DDR2 SO-DIMM



Low Power



DualView



Full Solid Cap Design

System

CPU	Socket M for Intel® Core™2 Duo/ Core™ Duo/ Core™ Solo/ Celeron® M processors with FSB 533/667 MHz; Intel Core™2 Duo processor L7400 and Celeron® M processor ULV 423 onboard
System Memory	2 x 200-pin SO-DIMM supports DDR2-533/667 max. up to 4 GB
Chipset	Intel® 945GME + ICH7M/ICH7M-DH
BIOS	Phoenix-Award
SSD	N/A
Watchdog Timer	255 levels, 1-255 sec.
Expansion Interface	1 x PCIe x16 graphics port supports for SDVO or PCIe x1 devices 3 x PCIe lanes support for 3 x PCIe x1 devices 4 x 32-bit PCI bus masters
Battery	N/A
Power Requirements	Intel® Celeron® M 440 @1.86 GHz, 2GB DDR2 Max. RMS: +5VSB @ 24mA, +12V @ 1.835A
Size	125 x 95 mm
Board Thickness	1.6 mm
Temperature	0° ~ +60°C (32°F ~ 140°F), operation
Relative Humidity	10% ~ 95% relative humidity, non-condensing

I/O


MIO	1 x IDE; PATA-100 1 x LPC interface
SATA	2 x SATA-150
Hardware Monitoring	N/A
Ethernet	1 port as 10/100/1000Mbps supports Wake-on-LAN, RPL/PXE Boot ROM with Intel® 82573L
Audio	HD/AC'97 link interface to baseboard for external Codec
USB	8 x USB 2.0
SMBus	Yes
I ² C	1 x I ² C
GPIO	4 channels IN & 4 channels OUT

Display

Chipset	Intel® GMA 950 graphics core
Memory Size	Intel® DVM T 3.0 compliant
Display Interface	1 x VGA 1 x LVDS; 18/24-bit single/dual channel

Features

- Socket M Intel® Core™2 Duo processor with FSB 533/667 MHz
- Intel® 945GME + ICH7M chipset
- With high performance integrated graphics controller and discrete solution through PCIe x16 interface
- 19 lanes of PCI Express
- 8 USB 2.0 ports



▲ Rear view

Packing List

Quick installation guide, user's manual/utility CD

Ordering Information

Standard

CEM830VG	COM Express type 2 module with socket M, VGA/LVDS LCD, (PN: E38D830102)	10/100/1000Mbps Ethernet
----------	---	--------------------------

Optional

CEB94000	ATX form factor baseboard
5078D820000E	CEM830/820 heatspreader module for BGA type CPU
5078D820100E	CEM830/820 heatspreader module for PGA type CPU
5078D830100E	COM Express SoM low profile cooling kit with fan
5078D830200E	COM Express SoM low profile cooling kit without fan

SBC Services and Solutions

Systems on Modules

Embedded SBCs >EPIC

Embedded SBCs >3.5" Capa

Embedded SBCs >Nano-ITX

Embedded SBCs >Pico-ITX

Embedded SBCs >PC/104

Industrial Motherboards


Slot CPU Cards

Accessories

Appendix

CEM831

Intel® Atom™ N270 COM Express™ Type 2 Module with Intel® 945GME + ICH7M Chipset



Double Deck DDR2 SO-DIMM



Fanless

Low Power

DualView

Full Solid Cap Design

System

CPU	Intel® Atom™ processor N270 1.6 GHz onboard with FSB 533 MHz
System Memory	2 x 200-pin SO-DIMM supports DDR2-533/667 max. up to 4 GB
Chipset	Intel® 945GME + ICH7M/ICH7M-DH
BIOS	AMI
SSD	N/A
Watchdog Timer	255 levels, 1~255 sec.
Expansion Interface	1 x PCIe x16 graphics port supports for SDVO or PCIe x1 devices 3 x PCIe lanes support for 3 x PCIe x1 devices (ICH7M) 5 x PCIe lanes support for 5 x PCIe x1 or 1 x PCIe x4 + 1 x PCIe x1 devices (ICH7M-DH) 4 x 32-bit PCI bus masters
Battery	N/A
Power Requirements	Intel® Atom™ N270 @1.6 GHz, 2GB DDR2 Max. RMS: +12V @ 1.171A
Size	125 x 95 mm
Board Thickness	1.6 mm
Temperature	0° ~ +60°C (32°F ~ 140°F), operation
Relative Humidity	10% ~ 95% relative humidity, non-condensing

I/O


MIO	1 x PATA-100 IDE 1 x LPC interface
SATA	2 x SATA-150 ports
Hardware Monitoring	N/A
Ethernet	1 port as 10/100/1000Mbps supports Auto MDI-X, Wake-on-LAN, RPL/PXE Boot ROM with Intel 82583V
Audio	HD/AC'97 link interface to baseboard for external Codec
USB	8 x USB 2.0
SMBus	Yes
GPIO	4 channels IN & 4 channels OUT

Display

Chipset	Intel® GMA 950 graphics core
Memory Size	Intel® DVM T 3.0 compliant
Display Interface	1 x VGA 1 x LVDS; 18/24-bit single/dual channel

Features

- Intel® Atom™ processor N270 1.6 GHz with FSB 533 MHz
- Intel® 945GME + ICH7M chipset
- 2 DDR2 SO-DIMM up to 4 GB
- 19 lanes for PCIe
- 8 USB 2.0 ports



▲ Rear view

Packing List


Quick installation guide, user's manual/utility CD

Ordering Information

Standard	
CEM831VG-N270 (P/N: E38D831100)	COM Express type 2 module with Intel® Atom™ N270 CPU, VGA, LVDS, and 10/100/1000Mbps Ethernet (Fanless)
Optional	
CEB94000	ATX form factor baseboard
5078D831000E	CEM831 Heatspreader
5078D830100E	COM Express SoM cooling kit with fan
5078D830200E	COM Express SoM cooling kit without fan

CEM100

AMD G-Series APU COM Express™ Type 2 Basic Module with AMD A55E FCH Chipset



Double deck DDR3 SO-DIMM



Fanless



Low Power



DDR3



Full Solid Cap Design

System

CPU	AMD G-Series APU T56N 1.65 GHz/ T40R 1.0 GHz onboard
System Memory	2 x 204-pin SO-DIMMs support DDR3-1066 max. up to 8 GB
Chipset	AMD A55E FCH
BIOS	AMI UEFI BIOS
SSD	N/A
Watchdog Timer	255 levels, 1~255 sec.
Expansion Interface	8 x PCIe x1 devices 4 x 32-bit PCI bus masters
Battery	N/A
Power Requirements	TBD
Size	125 x 95 mm
Board Thickness	2.0 mm
Temperature	0° ~ +60°C (32°F ~ 140°F), operation
Operation Humidity	10% ~ 95% relative humidity, non-condensing

I/O


MIO	1 x LPC interface 1 x SPI interface 1 x IDE; PATA-100
SATA	4 x SATA-600 with RAID 0/1/5/10
Hardware Monitoring	N/A
Ethernet	1 port as 10/100/1000Mbps supports Wake-on-LAN, RPL/PXE Boot ROM with Broadcom BCM50610 PHY
Audio	HD link interface to baseboard for external Codec
USB	8 x USB 2.0
TPM 1.2	Infineon SLB9635 for trusted platform
SMBus	Yes
Digital I/O	4 channels IN & 4 channels OUT

Display

Chipset	AMD
Memory Size	Depending on integrated GPU
Display Interface	1 x VGA 1 x LVDS; 18/24-bit single/dual channel 2 x Digital output ports (DP, HDMI, DVI); DPO port is available if LVDS not used)

Features

- AMD G-Series APU T56N 1.65 GHz/ T40R 1.0 GHz
- AMD A55E FCH
- 2 DDR3-1066 SO-DIMMs max. up to 8 GB
- 8 lanes of PCIe Gen 2 at 5GT/s
- 4 SATA-600 with RAID 0, 1, 5, 10
- DirectX11, OpenGL 4.0, and OpenCL 1.0 supported
- TPM 1.2 supported



▲ Rear view

Packing List

Quick installation guide, user's manual/utility CD

Ordering Information

Standard	
CEM100VG-T56N (P/N: E38D100100)	COM Express type 2 module with T56N 1.6 GHz APU, VGA/LVDS, 10/100/1000Mbps Ethernet, USB and TPM
CEM100VG-T40R (Fanless) (P/N: E38D100101)	COM Express type 2 module with T40R 1 GHz APU, VGA/LVDS, 10/100/1000Mbps Ethernet, USB and TPM
Optional	
CEB94000	ATX form factor type 2 baseboard
5078D100000E	CEM100 heatspreader module
5078D100100E	COM Express SoM cooling kit with fan
5078D100200E	COM Express SoM cooling kit without fan

SBC Services and Solutions

Systems on Modules

Embedded SBCs >EPIC

Embedded SBCs >3.5" Capa

Embedded SBCs >Nano-ITX

Embedded SBCs >Pico-ITX

Embedded SBCs >PC/104

Industrial Motherboards

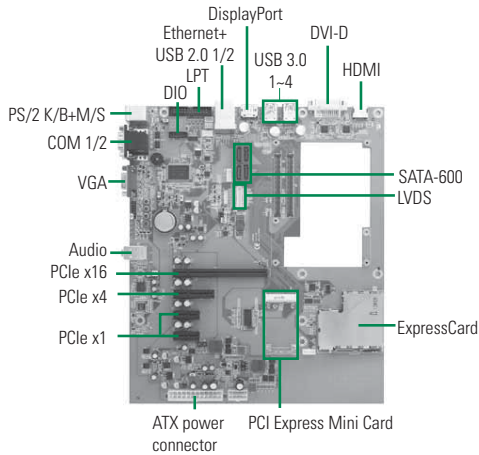
Slot CPU Cards

Accessories

Appendix

CEB94006

COM Express™ Type 6 Development Baseboard



System


CPU	COM Express™ type 6 module
System Memory	On the module
Chipset	On the module
BIOS	On the module
SSD	N/A
Watchdog Timer	255 levels, 1~255 sec.
Expansion Interface	1 x PCIe x16 slot 1 x PCIe x4 slot 1 x PCI Express Mini Card 1 x ExpressCard slot 2 x PCIe x1 slot
Battery	Lithium 3V/220mAH
Power Requirements	TBD
Size	244 x 291 mm
Board Thickness	1.6 mm
Temperature	0° ~ +60°C (32°F ~ 140°F), operation
Operation Humidity	10% ~ 95% relative humidity, non-condensing

I/O

MIO	1 x PS/2 keyboard 1 x PS/2 mouse 1 x LPT 2 x RS-232
SATA	4 x SATA-600 connector
Hardware Monitoring	Detect CPU/system temperature, voltage and fan speed
Ethernet	1 x RJ-45 for 10/100/1000Mbps
Audio	HD audio with Line-in/Line-out/MIC-in
USB	2 x USB 2.0, 4 x USB 3.0
SPI	Yes
SMBus	Yes
Digital I/O	4 channels IN & 4 channels OUT
Port 80 Display	Dual 7 segments Port 80 display for convenient debugging purpose through LPC interface
Display	1 x LVDS; 18/24-bit single/dual channel 1 x VGA 1 x DisplayPort 1 x HDMI 1 x DVI-D

Features

- COM Express™ type 6 baseboard for evaluation purpose
- USB 3.0 supported
- Port 80 display for debugging
- Switch button for PWRBTN, RESET, SLEEP, LID



▲ Side view

Packing List

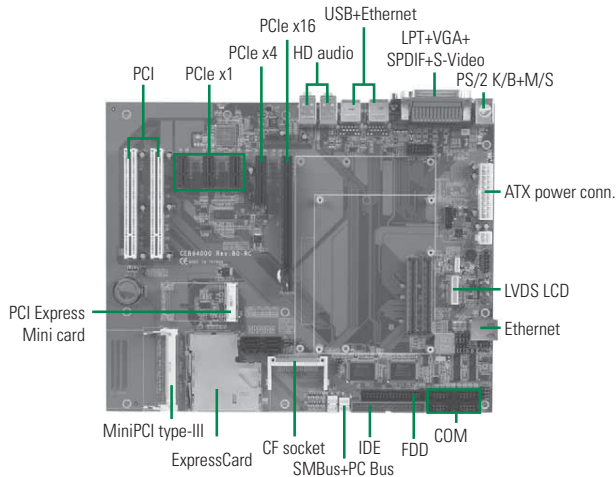
Quick installation guide, user's manual/utility CD

Ordering Information

Standard	
CEB94006DGA	COM Express™ type 6 evaluation baseboard with PCI Express Mini Card, 1 10/100/1000Mbps Ethernet, DisplayPort/HDMI and multiple I/O features
Compliant Modules	
CEM860DG -i7-2715QE	COM Express™ type 6 module with Intel® Quad Core™ i7-2715QE 2.1 GHz, VGA/LVDS, 10/100/1000Mbps Ethernet, USB 3.0 and TPM (recommended cooler P/N: E39J000100)
CEM860DG -i7-2610UE	COM Express™ type 6 module with Intel® Core™ i7-2610UE 1.5 GHz, VGA/LVDS, 10/100/1000Mbps Ethernet and TPM (recommended cooler P/N: E39J000102)
CEM860DG -i5-2515E	COM Express™ type 6 module with Intel® Core™ i5-2515E 2.5 GHz, VGA/LVDS, 10/100/1000Mbps Ethernet, USB 3.0 and TPM (recommended cooler P/N: E39J000101)
CEM860DG -i3-2340UE	COM Express™ type 6 module with Intel® Core™ i3-2340UE 1.3 GHz, VGA/LVDS, 10/100/1000Mbps Ethernet, USB 3.0 and TPM (recommended cooler P/N: E39J000101)
CEM860DG -B810E	COM Express™ type 6 module with Intel® Celeron® B810E 1.6 GHz, VGA/LVDS, 10/100/1000Mbps Ethernet, TPM (recommended cooler P/N: E39J000102)
CEM860DG -i7-2610UE WT	COM Express™ type 6 module with Intel® i7-2610UE 1.5 GHz, VGA/LVDS, 10/100/1000Mbps Ethernet and TPM (recommended cooler P/N: E39J000101)

CEB94000

COM Express™ Type 2 Development Baseboard



System

CPU	COM Express™ type 2 basic or extended module
System Memory	On the module
Chipset	On the module
BIOS	On the module; optional socket on the baseboard
SSD	N/A
Watchdog Timer	255 levels, 1~255 sec.
Expansion Interface	1 x PCIe x16 slot for graphics and SDVO ADD2+ card 1 x PCIe x4 or 3 x PCIe x1 slot 2 x 32-bit/33MHz PCI slot 1 x ExpressCard slot 1 x PCI Express Mini Card socket 1 x MiniPCI type-III socket
Battery	Lithium 3V/196 mAH
Size	305 x 244 mm
Board Thickness	1.6 mm
Temperature	0° ~ +60°C (32°F ~ 140°F), operation
Relative Humidity	10% ~ 95% relative humidity, non-condensing


I/O

MIO	1 x IDE; PATA-100 1 x FDD 1 x PS/2 keyboard 1 x PS/2 mouse 1 x RS-232 (COM 2) 1 x RS-232 (COM 1) 1 x LPT; with SPP/EPP/ECP supported 1 x IrDA
SATA	4 x SATA
Hardware Monitoring	Supported by CPU module
Ethernet	1 x RJ-45 for 10/100/1000Mbps
Audio	HD Audio with rear surround/side surround/sub woofer, Line-in/line-out/MIC-in and SPDIF
USB	6 x USB 2.0
SMBus	System Management Bus for advanced monitoring/control interface
Port 80 Display	Dual 7 segments Port 80 display for convenient debugging purpose through LPC interface
Display	1 x S-Video (depending on CPU module) 1 x LVDS LCD interface 1 x CRT D-Sub connector

* All specifications and photos are subject to change without notice.
© 2013 Axiomtek Co., Ltd. All rights reserved.

Features

- Standard ATX form factor for development purpose
- 1 PCIe x16, 1 PCIe x4, 3 PCIe x1 and 2 PCI slots
- 1 ExpressCard, 1 PCI Express Mini Card and 1 MiniPCI



▲ Side view

Packing List



Standard		
Quick installation guide, user's manual/utility CD, cable		
Cable		
Part Number	Description	Qty
59382601000E	Ultra DMA66 IDE cable 40-pin 455mm	1
593826A0000E	SATA signal cable 500mm	2
59381400000E	FDD cable, P=2.54, L=300mm	1
59380703000E	COM port x 2 w/ bracket	1

Ordering Information

Standard	
CEB94000VEA	COM Express™ baseboard with ExpressCard, PCI Express Mini Card, MiniPCI, 1 x RJ-45 and multiple I/O features
Compliant Modules and Accessories	
CEM850VG	COM Express™ baseboard with socket P and 10/100/1000Mbps
CEM830VG	COM Express™ SoM with socket M and 10/100/1000Mbps
CEM820VG	COM Express™ SoM with socket 478 and 10/100/1000Mbps
CEM831VG	COM Express™ SoM with Intel Atom processor N270 and 10/100/1000Mbps
PK95300	LVDS-to-TTL 18-bit LCD converter for Hirose DF9-31P-1V
PK95301	LVDS-to-TTL 18-bit LCD converter for Hirose DF9-41P-1V
AX93221	LVDS-to-DVI converter
AX93218L	ADD2+ card for LVDS LCD
AX93218D	ADD2+ card for DVI-D

ETM830

Intel® Core™2 Duo ETX V3.0 SoM with Intel® 945GME + ICH7M Chipset and Multiple I/O Features



System

CPU	Socket M for Intel® Core™2 Duo/ Core™ Duo/ Core™ Solo/ Celeron® M processors with FSB 533/667 MHz; Intel® Core™2 Duo processor L7400 and Celeron® M processor ULV 423 onboard
System Memory	1 x 200-pin SO-DIMM supports DDR2-533/667 max. up to 2 GB
Chipset	Intel® 945GME + ICH7M
BIOS	Phoenix-Award
SSD	N/A
Watchdog Timer	255 levels, 1~255 sec.
Expansion Interface	4 x 32-bit PCI bus masters 16-bit ISA bus
Battery	N/A
Power Requirements	Intel® Core™2 Duo T7200 @ 2.0 GHz, 1GB DDR2 Max. RMS: +5V @ 6.883A
Size	114 x 95 mm
Board Thickness	1.6 mm
Temperature	0° ~ +60°C (32°F ~ 140°F), operation
Relative Humidity	10% ~ 95% relative humidity, non-condensing

I/O


MIO	1 x IDE; PATA-100 1 x FDD/LPT(default); with SPP/EPP/ECP supported 1 x PS/2 keyboard 1 x PS/2 mouse 2 x UARTs 1 x IrDA
SATA	2 x SATA-150
Hardware Monitoring	Detect CPU/system temperature, voltage and fan speed
Ethernet	1 port as 10/100Mbps supports Wake-on-LAN, RPL/PXE Boot ROM with Realtek RTL8139DL
Audio	AC'97 Codec audio as MIC-in/Line-in/Line-out/ speaker-out with Realtek ALC655
USB	4 x USB 2.0

Display

Chipset	Intel® GMA 950 graphics core
Memory Size	Intel® DVMT 3.0 compliant
Display Interface	1 x VGA 1 x LVDS; 18/24-bit single/dual channel

Features

- Intel® Core™2 Duo/ Core™ Duo/ Core™ Solo/ Celeron® M processor with FSB 533/667 MHz
- Intel® 945GME + ICH7M chipset
- DDR2-533/667 max. up to 2 GB
- 2 SATA-150, 1 PATA-100 supported
- DualView with different content & resolution
- 24-bit single/dual channel LVDS LCD supported
- 4 PCI Bus master, ISA Bus supported



▲ Rear view

Packing List



Quick installation guide, user's manual/utility CD, cable

Ordering Information

Standard	
ETM830VEA (P/N: E38G830100)	ETX 3.0 SoM with Socket M, VGA/LVDS LCD, 10/100Mbps Ethernet, AC'97 audio and 2 UARTs ports
Optional	
ETM830VEA-1G (P/N: E38G830101) (Fanless)	ETX 3.0 SoM with ULV Intel® Celeron® M (423) 1.06 GHz/ 1MB L2 cache CPU onboard, VGA/LVDS LCD, 10/100Mbps Ethernet, AC'97 audio and 2 UARTs ports
ETB9F000	ATX form factor baseboard
5078G820000E	ETM820/830 heatspreader module for BGA type CPU (114 x 51 x 8 mm)
5078G820100E	ETM820/830 heatspreader module for PGA type CPU (114 x 51 x 8 mm)
5078G830100E	ETM SoM low profile cooling kit with fan
5078G830200E	ETM SoM low profile cooling kit without fan

ETM831

Intel® Atom™ N270 ETX V3.0 SoM with Intel® 945GSE + ICH7M Chipset and Multiple I/O Features



System

CPU	Intel® Atom™ processor N270 1.6 GHz onboard with FSB 533 MHz
System Memory	1 x 200-pin SO-DIMM supports DDR2-400/533 max. up to 2 GB
Chipset	Intel® 945GSE + ICH7M
BIOS	AMI
SSD	N/A
Watchdog Timer	255 levels, 1~255 sec.
Expansion Interface	4 x 32-bit PCI bus master 16-bit ISA bus
Battery	N/A
Power Requirements	Intel® Atom™ N270 @1.6 GHz, 1GB DDR2 Max. RMS: +5V @ 2.521A
Size	114 x 95 mm
Board Thickness	1.6 mm
Temperature	0° ~ +60°C (32°F ~ 140°F), operation -20°C ~ +70°C (-4°F ~ +158°F) as option
Relative Humidity	10% ~ 95% relative humidity, non-condensing

I/O


MIO	1 x IDE; PATA-100 IDE 1 x FDD/ LPT (default); with SPP/ EPP/ ECP supported 1 x PS/2 keyboard 1 x PS/2 mouse 2 x UARTs 1 x IrDA (optional)
SATA	2 x SATA-150; with RAID 0/1 (ETM831VEAR only)
Hardware Monitoring	Detect CPU/system temperature, voltage and fan speed
Ethernet	1 port as 10/100Mbps supports Wake-on-LAN, PXE Boot ROM with Realtek RTL8103EL
Audio	HD Codec audio as MIC-in/Line-in/Line-out with Realtek ALC662
USB	4 x USB 2.0
SMBus	System Management Bus for advanced monitoring/control

Display

Chipset	Intel® GMA 950 graphics core
Memory Size	Intel® DVM T 3.0 compliant
Display Interface	1 x VGA 1 x LVDS; 18/24-bit single/dual channel

Features

- Intel® Atom™ processor N270 1.6 GHz with FSB 533 MHz
- Intel® 945GSE + ICH7M chipset
- DDR2-400/533 max. up to 2 GB
- 2 SATA-150, 1 PATA-100 supported
- DualView with different content & resolution
- 18-bit single/dual channel LVDS LCD supported
- 4 PCI Bus master, ISA Bus supported



▲ Rear view

Packing List

Quick installation guide, user's manual/utility CD, cable

Ordering Information

Standard	
ETM831VEA-N270	ETX 3.0 SoM with Intel® Atom™ processor N270, VGA, (P/N: E38G831100) LVDS, 10/100Mps Ethernet, HD audio and 2 UARTs ports (Fanless)
Optional	
ETM831VEA-N270 -WT (P/N: TBD)	ETX 3.0 SoM with Intel® Atom™ processor N270, VGA, LVDS, 10/100Mps Ethernet, HD audio and 2 UARTs ports (-20°C ~ +70°C)
5078G831000E	ETM831 heatspreader
5078G830200E	ETM SoM low profile cooling kit without fan
5078G830100E	ETM SoM low profile cooling kit with fan

SBC
Services
and Solutions

Systems
on
Modules

Embedded
SBCs
>EPIC

Embedded
SBCs
>3.5" Capa

Embedded
SBCs
>Nano-ITX

Embedded
SBCs
>Pico-ITX

Embedded
SBCs
>PC/104

Industrial
Mother-
boards



Slot
CPU
Cards

Accessories

Appendix

ETM710

VIA V4 ETX V3.0 SoM with Multiple I/O Features



System

CPU	VIA V4 compliant Eden/C7 processor onboard with FSB 400/533 MHz
System Memory	1 x 200-pin SO-DIMM supports DDR2-400/533 max. up to 1 GB
Chipset	VIA CX700M
BIOS	Phoenix-Award
SSD	N/A
Watchdog Timer	255 levels, 1~255 sec.
Expansion Interface	4 x 32-bit PCI bus master 16-bit ISA bus
Battery	N/A
Power Requirements	VIA Eden @ 1.0 GHz, 1GB DDR2 Max. RMS: +5V @ 1.825A
Size	114 x 95 mm
Board Thickness	1.6 mm
Temperature	0° ~ +60°C (32°F ~ 140°F), operation
Relative Humidity	10% ~ 95% relative humidity, non-condensing

I/O


MIO	1 x IDE; PATA-133 1 x FDD/LPT(default); with SPP/EPP/ECP supported 1 x PS/2 keyboard 1 x PS/2 mouse 2 x UARTs 1 x IrDA
SATA	2 x SATA-150
Hardware Monitoring	Detect CPU/system temperature, voltage and fan speed
Ethernet	1 port as 10/100Mbps supports Wake-on-LAN, RPL/PXE Boot ROM with Realtek RTL8139DL
Audio	HD Codec audio as MIC-in/Line-in/Line-out with VIA VT1708B
USB	4 x USB 2.0

Display

Chipset	VIA CX700M intergrated
Memory Size	Max. up to 128 MB
Display Interface	1 x VGA 1 x LVDS; 18/24-bit single/dual channel

Features

- VIA V4 compliant C7/Eden processor onboard
- VIA CX700M + ITE8888G chipset
- DDR2-400/533 up to 1 GB
- 2 SATA-150, 1 PATA-133 supported
- DualView with different content & resolution
- 4 PCI Bus master, ISA Bus supported



▲ Rear view

Packing List

Quick installation guide, user's manual/utility CD, cable

Ordering Information

Standard


ETM710VEA-1GE (P/N: E38G710101) (Fanless)	ETX 3.0 module with V4 compliant Eden 1GHz CPU onboard, VGA/LVDS LCD, 10/100Mbps Ethernet, HD audio and 2 UARTs ports
---	---

Optional

ETM710VEA-500E (P/N: E38G710100) (Fanless)	ETX 3.0 module with ULV V4 compliant Eden 500MHz CPU onboard, VGA/LVDS LCD, 10/100Mbps Ethernet, HD audio and 2 UARTs ports
ETM710VEA-1.5G (P/N: E38G710103)	ETX 3.0 module with V4 compliant C7 1.5GHz CPU onboard, VGA/LVDS LCD, 10/100Mbps Ethernet, HD audio and 2 UARTs ports
ETB9F000	ATX form factor baseboard
5078G710000E	ETM710 heatspreader (114 x 51 x 8mm)
5078G830100E	ETM SoM low profile cooling kit with fan
5078G830200E	ETM SoM low profile cooling kit without fan

ETM620

AMD Geode™ LX Family ETX V3.0 SoM with Multiple I/O Features



System

CPU	AMD Geode™ LX800 processor onboard
System Memory	1 x 200-pin SO-DIMM supports DDR-333/400 max. up to 1 GB
Chipset	AMD LX800 + CS5536AD
BIOS	Phoenix-Award
SSD	1 x CompactFlash™ type-II (optional; for PIO mode support only)
Watchdog Timer	255 levels, 1~255 sec.
Expansion Interface	4 x 32-bit PCI bus master 16-bit ISA bus
Battery	N/A
Power Requirements	AMD LX800 @500 MHz, 512MB DDR Max. RMS: +5V @ 1.547A
Size	114 x 95 mm
Board Thickness	1.6 mm
Operating Temperature	Standard: 0° ~ +60°C (32°F ~ 140°F) Optional: -40°C ~ +85°C (-40°F ~ +185°F)
Relative Humidity	10% ~ 95% relative humidity, non-condensing

I/O

MIO	2 x IDE; PATA-100 1 x FDD (optional) 1 x LPT; with SPP/EPP/ECP supported 1 x PS/2 keyboard 1 x PS/2 mouse 2 x UARTs 1 x IrDA
SATA	2 x SATA-150
Hardware Monitoring	Detect CPU/system temperature and voltage
Ethernet	1 port as 10/100Mbps supports Wake-on-LAN, RPL/PXE Boot ROM with Realtek RTL8139DL
Audio	AC'97 Codec audio as MIC-in/Line-in/Line-out with Realtek ALC203
USB	4 x USB 2.0


Display

Chipset	AMD LX intergrated
Memory Size	Max. up to 254 MB
Display Interface	1 x VGA 1 x TTL LCD; Max up to 24-bit

* All specifications and photos are subject to change without notice.
© 2013 Axiomtek Co., Ltd. All rights reserved.

Features

- AMD Geode™ LX800 processor onboard
- AMD LX800 + CS5536AD + ITE8888G chipset
- DDR SO-DIMM up to 1 GB
- 2 SATA-150, 2 PATA-100 supported
- Supports CRT, TTL LCD
- 3 PCI Bus master, ISA Bus supported
- TV-out (optional)
- Extended operating temperature (optional)



▲ Rear view

Packing List

Quick installation guide, user's manual/utility CD, cable

Ordering Information

Standard

ETM620VEA-500 (P/N: E38G620100) (Fanless)	ETX 3.0 SoM with AMD Geode™ LX800 CPU onboard, VGA/TTL LCD, 10/100Mbps Ethernet, AC'97 audio and 2 UARTs ports
---	--

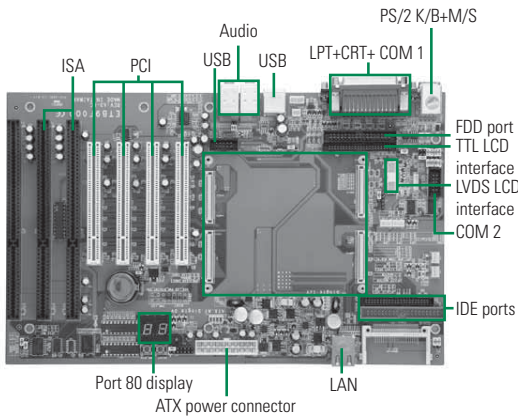
Optional

ETM620VEA-500 -ET (P/N: E38G620102) (Fanless)	ETX 3.0 SoM with AMD Geode™ LX800 CPU onboard, VGA/TTL LCD, 10/100Mbps Ethernet, AC'97 audio, 2 UARTs ports and W.T. (-40°C ~ +85°C)
ETB9F000	ATX form factor baseboard

* W.T.: Wide Temperature


ETB9F000

ETX Development Baseboard



Features

- VIA V4 compliant C7/Eden processor onboard
- VIA CX700M + ITE8888G chipset
- DDR2-400/533 up to 1 GB
- 2 SATA-150, 1 PATA-133 supported
- DualView with different content & resolution
- 4 PCI Bus master, ISA Bus supported



▲ Side view

System

CPU	ETX module
System Memory	On the module
Chipset	On the module
BIOS	On the module; optional socket on the baseboard
SSD	1 x CompactFlash™ type-II
Watchdog Timer	N/A
Expansion Interface	4 x PCI 3 x ISA
Battery	Lithium 3V/220 mAH
Size	304.8 x 190 mm
Board Thickness	1.6 mm
Temperature	0° ~ +60°C (32°F ~ 140°F), operation
Relative Humidity	10% ~ 95% relative humidity, non-condensing

I/O

MIO	2 x IDE; PATA-100 1 x LPT/FDD (default as LPT enabled) 1 x PS/2 keyboard 1 x PS/2 mouse 1 x RS-232 (COM 2) 1 x RS-232/422/485 (COM 1) 1 x IrDA
SATA	N/A
Hardware Monitoring	Provided by CPU module
Ethernet	1 port as 10/100Mbps
Audio	AC'97/HD audio with rear surround/sub woofer, AC'97 compliant Line-in/Line-out/Mic-in
USB	4 x USB 2.0
Display	VGA D-Sub connector TTL/LVDS LCD interface

Packing List


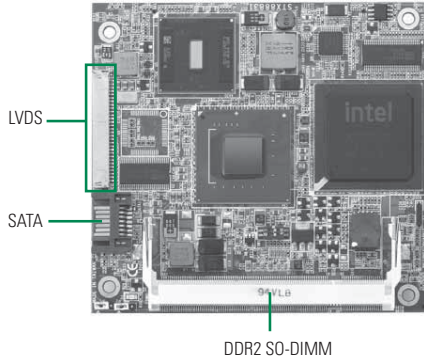
Standard		
Quick installation guide, user's manual/utility CD, cable		
Cable		
Part Number	Description	Qty
59382601000E	Ultra DMA66 IDE cable 40-pin 455mm	1
59386831000E	USB cable w/ bracket, USB x 2, 2 x 5P, P=2.54, L=175mm	1
59380402010E	COM port cable w/ bracket	1

Ordering Information

Standard	
ETM9F000VEA (P/N: E39F000100)	ETX baseboard
Compliant Modules and Accessories	
ETM830VEA	ETX SoM with socket M
ETM820VEA	ETX SoM with socket 478
ETM831VEA	ETX SoM with Intel® Atom™ N270 CPU
ETM710VEA	ETX SoM with VIA V4 CPU
ETM620VEA	ETX SoM with AMD LX CPU
PK8980	LCD kit for 18-bit TTL LCD
PK95000-24	LCD kit for 24-bit LVDS LCD

STX88831

Intel® Atom™ N270 STX SoM with Intel® 945GSE + ICH7M Chipset and Multiple I/O Features



System

CPU	Intel® Atom™ processor N270 1.6 GHz onboard with FSB 533 MHz
System Memory	1 x 200-pin SO-DIMM supports DDR2-400/533 max. up to 2 GB
Chipset	Intel® 945GSE + ICH7M
BIOS	AMI
SSD	N/A
Watchdog Timer	255 levels, 1~255 sec.
Expansion Interface	4 x 32-bit PCI bus master 16-bit ISA bus
Battery	N/A
Power Requirements	Intel® Atom™ N270 @1.6 GHz, 1GB DDR2 Max. RMS: +5VSBV @ 43mA, +5V @ 2.34A, +3.3V @ 87mA
Size	96 x 90 mm
Board Thickness	1.6 mm
Temperature	0° ~ +60°C (32°F ~ 140°F), operation
Relative Humidity	10% ~ 95% relative humidity, non-condensing

I/O


MIO	1 x IDE; PATA-100 IDE 1 x FDD 1 x LPT; with SPP/EPP/ECP supported 1 x PS/2 keyboard 1 x PS/2 mouse 2 x UARTs 1 x IrDA (optional)
SATA	1 x SATA-150
Hardware Monitoring	Detect CPU/system temperature, voltage and fan speed
Ethernet	1 port as 10/100Mbps supports Wake-on-LAN, PXE Boot ROM with Realtek RTL8103EL
Audio	AC'97 link interface to baseboard for external Codec
USB	4 x USB 2.0
SMBus	N/A

Display

Chipset	Intel® GMA 950 graphics core
Memory Size	Intel® DVMT 3.0 compliant
Display Interface	1 x VGA 1 x TTL LCD; 18-bit as default through STX interface connector to baseboard 1 x LVDS; 18/24-bit single/dual channel on module

Features

- Intel® Atom™ processor N270 1.6 GHz with FSB 533 MHz
- Intel® 945GSE + ICH7M chipset
- DualView with different content & resolution
- 2 UARTs and 4 USB 2.0 supported
- TTL/LVDS LCD supported
- SATA-150 supported



▲ Rear view

Packing List

Quick installation guide, user's manual/utility CD, cable, SoM cooler

Ordering Information

Standard	
STX88831VEA	STX SoM with Intel® Atom™ processor N270, VGA, LVDS, 10/100Mbps Ethernet, 2 UARTs
(P/N: E388831100)	

SBC
Services
and Solutions

Systems
on
Modules

Embedded
SBCs
>EPIC

Embedded
SBCs
>3.5" Capa

Embedded
SBCs
>Nano-ITX

Embedded
SBCs
>Pico-ITX

Embedded
SBCs
>PC/104

Industrial
Mother-
boards


Slot
CPU
Cards

Accessories

Appendix


STB86600

ATX Form Factor STX Baseboard with Multiple I/O Features



Features

- VGA and LCD supported
- 1 10/100Mbps Ethernet
- AC'97 Audio
- 4 COM ports
- DiskOnChip and CompactFlash™



▲ Side view

System

CPU	STX SoM
SSD	1 x DiskOnChip® 1 x CompactFlash™
Watchdog Timer	0.5-1600 sec with 64 levels; system reset or NMI
Expansion Interface	3 x 32-bit PCI 2.2 4 x 16-bit ISA
Battery	Lithium 3V/220 mAh
Size	305 x 220 mm
Board Thickness	1.6 mm
Temperature	0° ~ +60°C (32°F ~ 140°F), operation
Relative Humidity	10% ~ 95% relative humidity, non-condensing

I/O

MIO	2 x IDE; PATA-100 1 x FDD 1 x PS/2 keyboard 1 x PS/2 mouse 3 x RS-232 (COM 2/3/4) 1 x RS-232/422/485 (COM 1) 1 x LPT; with SPP/EPP/ECP supported 1 x IrDA
SATA	N/A
Hardware Monitoring	Provided by CPU module
Ethernet	10/100Mbps
Audio	AC'97 Codec audio as MIC-in/Line-in/Line-out/Speaker-out with VIA VT1612A
USB	2 x USB 1.1a
Digital I/O	8 channels IN and 8 channels OUT
Display	D-Sub 15-pin for CRT; 44+20-pin box-header for TTL-level LCD

Packing List

Standard

Quick installation guide, user's manual/utility CD, cable

Cable

Part Number	Description	Qty
59382601000E	Ultra DMA66 IDE cable 40-pin 455mm	1
59381400000E	FDD cable, P=2.54, L=300mm	1
59484500010E	44-44-40 Pin IDE cable L=200mm+200mm	1
59408660010E	FFC 41P cable, L=60mm	1
59408660020E	FFC 41P cable, L=60mm reverse	1
59380703000E	COM port x 2 w/ bracket	1
59408660110E	S video cable+wafer 4P 2.0mm, L=300mm	1
59408660100E	RCA cable+wafer 2P 2.0mm, L=300mm RC	1

Ordering Information

Standard

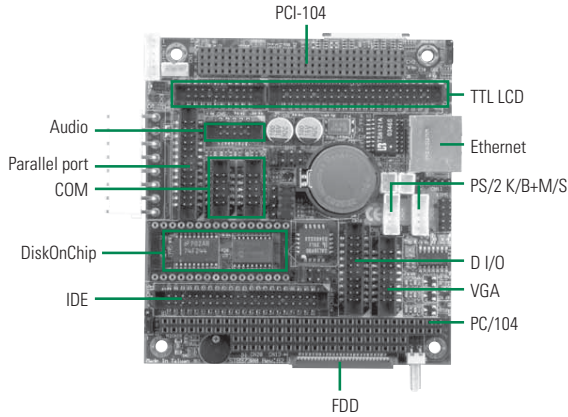
STB86600VEA	STX Baseboard with VGA/LCD, 10/100Mbps and audio
(P/N: E386600100)	

Optional

PK8980	LCD kit for 18-bit TTL LCD with Hirose DF9-41P-1V connector
PK95000-24	LCD kit for 24-bit single channel LVDS
PK95000-48	LCD kit for 48-bit dual channel LVDS


STB97300

PC/104 Form Factor STX Baseboard with Multiple I/O Features



Features

- VGA and LCD supported
- 1 10/100Mbps Ethernet
- AC'97 Audio
- DiskOnChip®
- PC/104 and PCI-104 expansion



▲ Rear view

System

CPU	STX SoM
SSD	DiskOnChip®
Watchdog Timer	0.5~1600 sec with 64 levels; system reset or NMI
Expansion Interface	1 x PC/104 and PCI104 1 x PCI104 for 32-bit PCI 1 x PC/104 for 8/16-bit ISA
Battery	Lithium 3V/220 mAH
Size	96 x 90 mm
Board Thickness	1.6 mm
Temperature	0° ~ +60°C (32°F ~ 140°F), operation
Relative Humidity	10% ~ 95% relative humidity, non-condensing

I/O

MIO	1 x IDE; PATA-100 1 x FDD 1 x PS/2 keyboard 1 x PS/2 mouse 1 x RS-232 (COM 1) 1 x RS-232/422/485 (COM 2) 1 x LPT; with SPP/EPP/ECP supported 1 x IrDA
SATA	N/A
Hardware Monitoring	Provided by CPU module
Ethernet	1 RJ-45 for 10/100Mbps
Audio	AC'97 codec audio as Mic-in/Line-in/Speaker-out with VIA VT1612A
USB	2 x USB 1.1a
Digital I/O	8 channels IN and 8 channels OUT
Display	16-pin box-header for CRT; 44 + 20-pin box-header for TTL-level LCD

Packing List

Standard		
Quick installation guide, user's manual/utility CD, cable		
Cable		
Part Number	Description	Qty
59408000090E	FFC 26P cable, L=290mm	1
59408000010E	FFC 26P cable, L=210mm	1
59408660010E	FFC 41P cable, L=60mm	1
59384500000E	COM + printer cable w/ bracket 2.0 pitch	1
59397300110E	USB cable w/ bracket, L=215mm	1
59384500100E	Audio cable w/ bracket 2.0 pitch 450mm	1
59381560000E	DIN 6P to 6P PS/2 K/B+M/S	1
59397300200E	K/B & M/S cable, 2 x 5, P=2.0, L=300mm	1
59382620000E	COM port cable w/ bracket, P=2.0, L=300mm	1
59397300000E	VGA cable, L=180mm	1

Ordering Information

Standard	
STB97300VEA (P/N: E3973000100)	STX Baseboard with VGA/LCD, 10/100Mbps, and AC'97 audio
Optional	
59381550010E	USB Cable
PK8980	LCD kit for 18-bit TTL LCD with Hirose DF9-41P-1V connector
PK95000-24	LCD kit for 24-bit single channel LVDS
PK95000-48	LCD kit for 48-bit dual channel LVDS
Enclosure Option	
EM60301	Extensible MicroBox for PC/104 FF STX baseboards

SBC Services and Solutions

Systems on Modules

Embedded SBCs >EPIC

Embedded SBCs >3.5" Capa

Embedded SBCs >Nano-ITX

Embedded SBCs >Pico-ITX

Embedded SBCs >PC/104

Industrial Motherboards

Slot CPU Cards

Accessories

Appendix

* All specifications and photos are subject to change without notice.
© 2013 Axiomtek Co., Ltd. All rights reserved.

3 Embedded Single Board Computers

Axiomtek's Embedded Single Board Computers include EPIC boards, 3.5" Capa boards, Nano-ITX boards, Pico-ITX boards and PC/104 modules. The EPIC board is small industrial-grade embedded SBC with the option of I/O expansion via PC/104, PC/104-Plus, USB, Ethernet, etc. and supports advanced processors plus complex I/O functions for various applications. The 3.5" Capa board is created from low power consumption architecture with ruggedized fanless reliability requirements for various applications in need of a compact size. The Nano-ITX board is the highly efficient embedded board to provide best performance per watt and best performance per mm². On the other hand, the Pico-ITX board is the world's smallest x86 embedded board, measuring 100 x 72mm only which delivers excellent computing performance at remarkably low power consumption.

Axiomtek EPIC Form Factor Technical Notes	83
Axiomtek EPIC Express Form Factor Technical Notes	84
Axiomtek ZIO Form Factor Technical Notes	86
Axiomtek Nano-ITX Form Factor Technical Notes	87
Axiomtek Pico-ITX Form Factor Technical Notes	88
Axiomtek PC/104 Expansion Module Technical Notes	89
Selection Guide	91
EPIC Boards	
EP100 AMD G-Series APU EPIC SBC with AMD A50M FCH, Dual DisplayPort/ VGA/LVDS, Dual LANs and Audio	102
EP850 Socket P Intel® Core™2 Duo EPIC SBC with Intel® GM45 + ICH9M Chipset, VGA/LVDS and PCI-104 Expansion	103
EP830 Socket M Intel® Core™2 Duo EPIC SBC with Intel® 945GME + ICH7M Chipset, DVI-I/LVDS and Firewire	104
3.5" Capa Boards	
CAPA831 Intel® Atom™ D2550/ N2600/ N2800 3.5" Embedded SBC with Intel® NM10 Chipset, LVDS/DisplayPort/VGA, Dual LANs and Audio	105
CAPA830 Intel® Atom™ D2550/ N2600/ N2800 3.5" Embedded SBC with Intel® NM10 Chipset, LVDS/HDMI/VGA, Dual LANs, Audio and ZIO	106
CAPA801 Intel® Atom™ N455/ D425/ D525 3.5" Embedded SBC with Intel® ICH8M Chipset, LVDS VGA, Dual LANs & Audio	107
CAPA800 Intel® Atom™ N450/ D410/ D510 3.5" Embedded SBC with Intel® ICH8M Chipset, LVDS/VGA, Dual LANs and Audio	108
SBC84833 Intel® Atom™ N270 3.5" Embedded SBC with Intel® 945GSE + ICH7M Chipset, LVDS/VGA, DualView, 4 COM and Single LAN	109
SBC84832 Intel® Atom™ N270 3.5" Embedded SBC with Intel® 945GSE + ICH7M Chipset, LVDS/VGA, DualView, 2 COM and Dual LANs	110
SBC84831 Intel® Atom™ N270 3.5" Embedded SBC with Intel® 945GSE + ICH7M Chipset, VGA/LVDS, DualView, 6 COM and Dual LANs	111
SBC84826 Intel® Atom™ Z510PT 3.5" Embedded SBC with Intel® System Control Hub US15WPT Chipset, VGA/LVDS, Dual LANs and PCI Express Mini Card (-40°C ~ +85°C)	112
SBC84823 Intel® Atom™ Z510PT/ Z520PT 3.5" Embedded SBC with Intel® System Control Hub US15WPT Chipset, VGA/LVDS, DualView and PCI Express Mini Card (-40°C ~ +85°C)	113
SBC84710 VIA V4 3.5" Embedded SBC with VIA CX700M Chipset, VGA/LVDS, DualView, 4 COM and PC/104	114

NEW	CAPA112	AMD G-Series APU 3.5" Embedded SBC with AMD A55E FCH, LVDS/VGA, Dual LANs and Audio	115
	CAPA111	AMD G-Series APU 3.5" Embedded SBC with AMD A50M FCH, LVDS/VGA, Dual LANs and Audio	116
	CAPA110	AMD G-Series APU 3.5" Embedded SBC with AMD A50M FCH, LVDS/DisplayPort/VGA, Dual LANs and Audio	117
	SBC84622	AMD LX800 3.5" Embedded SBC with Dual LANs, 4 COM, 4 USB 2.0 and VGA/LVDS/TTL	118
	SBC84621	AMD LX800 3.5" Embedded SBC with Dual LANs, 4 COM, 4 USB 2.0 and VGA/LVDS (-40°C ~ +85°C)	119
	SBC84620	AMD LX800 3.5" Embedded SBC with Dual LANs, 4 COM, 4 USB 2.0 and VGA/TTL (-40°C ~ +85°C)	120
	Nano-ITX SBC		
	NANO831	Intel® Atom™ N2600 Nano-ITX SBC with Intel® NM10 Chipset, LVDS/VGA, Dual LANs and Audio	121
	NANO830	Intel® Atom™ D2550 Nano-ITX SBC with Intel® NM10 Chipset, LVDS/DisplayPort/VGA, Dual LANs and Audio	122
	NANO100	AMD G-Series APU Nano-ITX SBC with AMD A50M FCH, LVDS/DisplayPort/VGA, Dual LANs and Audio	123
	NANO101	AMD G-Series APU Nano-ITX SBC with AMD A50M FCH, LVDS/VGA, Dual LANs and Audio	124
	Pico-ITX SBC		
	PICO100	AMD G-Series APU Pico-ITX SBC with AMD A50M FCH, LVDS/DisplayPort (VGA), LAN and Audio	125
	PICO831	Intel® Atom™ N2600/ N2800 Pico-ITX SBC with Intel® NM10 Chipset, LVDS/ VGA, LAN and Audio	126
	PICO830	Intel® Atom™ N2600/ N2800 Pico-ITX SBC with Intel® NM10 Chipset, LVDS/ DisplayPort or VGA, LAN and Audio	127
	PICO822	Intel® Atom™ E620T/ E680T Pico-ITX SBC with LVDS, SATA, LAN and SSD	128
	PICO821	Intel® Atom™ Z510/ Z530 Pico-ITX SBC with LVDS, PATA, LAN and CF	129
	PICO820	Intel® Atom™ Z510/ Z530 Pico-ITX SBC with VGA/LVDS, SATA, LAN and SDIO	130
	PC/104 CPU Modules		
	AX12260	AMD LX PC/104 CPU Module with VGA/TTL, USB DoM and PC/104-Plus Expansion	131
	AX12600	VGA and LCD Display Module	132
	AX12500	PC/104-Plus to MiniPCI Carrier Module with USB 2.0	133
	AX10460	Universal Expansion Module	134
	AX10461	PC/104 to ISA-bus Converter Expansion Module	134

Axiomtek EPIC Form Factor Technical Notes

Embedded Platform for Industrial Computing (EPIC)

Introduction of EPIC Board

Designers are always striving to add more functionality in less space. Advances in semiconductor density, packaging technology, and connector technology have made this possible. PC/104 and PC/104-Plus are recognized standards as well as EBX; however, there is no industry standard for a mid-size board. EPIC board defines a new standard, open-architecture, embedded platform that its size is midway between the industry standard PC/104 module and EBX board. This size board will support advanced processors plus complex I/O functions for applications involving data acquisition, video processing, telecommunications, networking, motion control plus the associated field wiring termination, I/O circuit protection, etc. The 4.5- x 6.5-inch EPIC board's area is 29.4 square inches. The table 1 compares the size of EPIC, PC/104 and EBX.

Table 1: Comparison of PC/104, EPIC and EBX form-factor size

Relative Size	Name	Dimensions	Board Area
Small	PC/104	90 x 96 mm (3.550 x 3.775-in.)	86.4 cm ² (13.4-in ²)
Medium	EPIC	115 x 165 mm (4.53- x 6.5-in.)	190 cm ² (29.4-in ²)
Large	EBX	146 x 203 mm (5.75- x 8.0-in.)	296 cm ² (46-in ²)

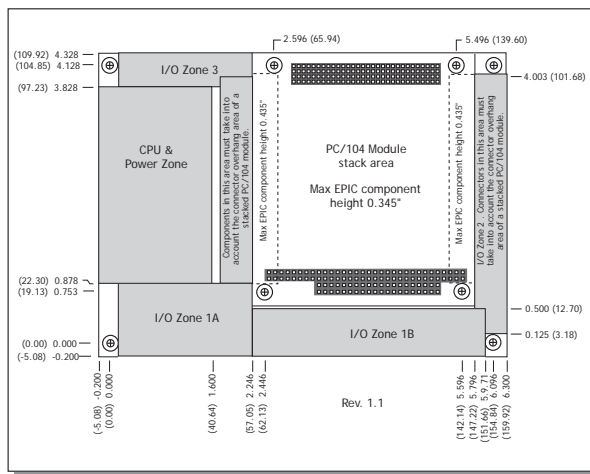


Figure 1: Dimensions of the EPIC Format

I/O and Vertical Clearance Zones

The EPIC board is subdivided into four zones. Refer to Figure 1, these zones are in addition to the area defined for the PC/104 module stack. Certain zones have a specified vertical dimension so as to avoid conflict with an adjacent board or cable assembly.

Zone 1

Zone 1 is defined for I/O connectors. It is split into Zone 1A and Zone 1B for a total length of 5.8 inches. This zone extends from inside the mounting holes on the bottom of the board.

Zone 1A

Zone 1A extends for 2.121 inches. Its depth extends to 1.078 inches to allow for deeper connectors, such as currently exists for Ethernet, CompactFlash, ExpressCard, and certain stackable molded PC-type connectors.

Zone 1B

Zone 1B extends for 3.725 inches at a depth of 0.7 inches. It will support industry standard 0.100-inch IDC type connectors, terminal blocks, USB, and other molded PC-type connectors. There is a 0.175- x 0.375-inch overlap with Zone 2.

Zone 2

Zone 2, located on the right side of the EPIC board, is the second I/O zone. It is specified as 3.878-inches long and 0.5-inches wide. There is a possible height restriction of 0.6-inches if a PC/104 module is plugged into the EPIC board. The first module's cable or connector will be above Zone 2.

Zone 3

Zone 3 extends for 2.45-inches. Its depth is specified as 0.5-inches. There is a 0.15- x 0.35-inch overlap with the PC/104 I/O Zone if a module is plugged into the stack and if there is a connector in this area.

Axiomtek EPIC Express Form Factor Technical Notes

EPIC Express = EPIC + PCI Express

Stackable PCI Express Expansion for EPIC

The PCI Express, the next generation serial interconnect bus, uses familiar software and configuration interfaces of the conventional PCI bus architecture, but provides a new high-performance physical interface while retaining software compatibility with the existing conventional PCI infrastructure. It is the logical evolution of the EPIC specification in that it adds PCI Express expansion capability to this industrial computing platform. The reason for adding PCI Express was to provide a bridge to the future while maintaining legacy support for the vast number of PC/104 expansion modules available worldwide. None of the dimensions or I/O zones of an EPIC board change, only the replacement of the parallel PCI bus (as implemented through the PC/104-Plus connector) with a serial PCI Express connector. Similarly, the I/O boards that stack on top of EPIC Express are PC/104-size with the PC/104-Plus connector removed and replaced with a PCI Express stacking connector.

Stackable PCI Express Architecture

A PCI Express link can be scaled on a device-by-device basis to meet different I/O controller's bandwidth and application objectives. The PCI Express Base Specification defines the configuration of serial links as x1, x2, x4, x8, x16, and x32. The EPIC Express supports four x1 and two x4 links. This is implemented in two configurations: Standard and Full.

The Standard option is a replacement for existing, standard PC/104-Plus devices using four x1 links (A - D). It allows up to four boards to be stacked yet requires only a single 28-pin connector. The connector is about 1/3 the size of a PC/104-Plus connector which frees up valuable printed circuit board real estate, quadruples the bandwidth of the link, and eliminates the slot selection switch.

Table 2: EPIC Express Configuration Options

	Standard	Full
Connector Size	1-bank	3-bank
Links	A, B, C, D	A, B, C, D, E, F
Lane Width	Four x1	Four x1, Two x4
Clocks	A, B, C	A, B, C, D, E, F
Power	+5V, PERST#, 3.3Vaux +12V, -12V	+5V, PERST#, 3.3Vaux

The other configuration supports more bandwidth-intensive controllers and more PCI Express links. It supports the four x1 links on the first connector bank and the two x4 links (E & F) plus more clocks, power and ground. This adds two additional connector banks which take up approximately the same amount of area as a PC/104-Plus connector. This is called the Full EPIC Express configuration since it has more capacity and requires a larger connector with three 28-pin banks.

The height of a stack is maintained at 0.662-inches. This permits the same spacers and PC/104 cards to be used. Unlike a PC/104 stack, the stacking order for the EPIC expansion modules is significant. The Full x4 EPIC Express expansion module must be closest to the root SBC. Stacked above that would be any x1 lane modules and finally standard PC/104-compatible modules. Even though the standard and full configurations require different EPIC Express connectors, a 1 bank, Standard EPIC Express Module can plug into a 3-bank, Full EPIC Express Module but not vice versa. The reason is that a 3-bank connector is simply a 1-bank connector replicated two more times in a contiguous housing to support additional pins.

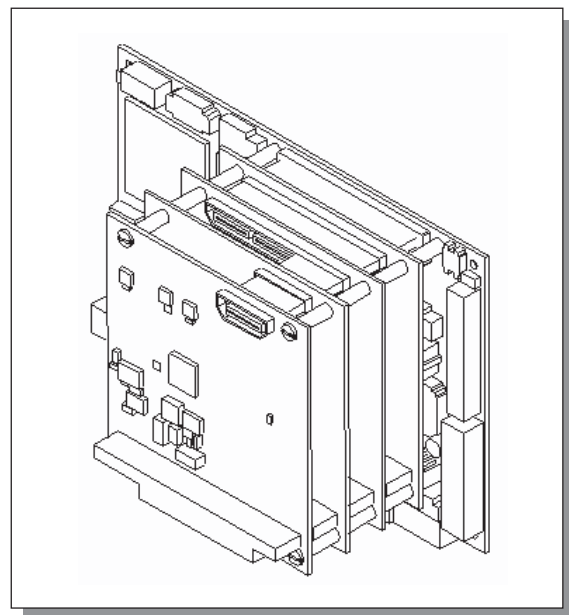


Figure 2: EPIC Express SBC with one Full and two Standard Expansion Cards

SBC Services and Solutions

Systems on Modules

Embedded SBCs >EPIC

Embedded SBCs >3.5" Capa

Embedded SBCs >Nano-ITX

Embedded SBCs >Pico-ITX

Embedded SBCs >PC/104

Industrial Motherboards

Slot CPU Cards

Accessories

Appendix

Axiomtek EPIC Express Form Factor Technical Notes

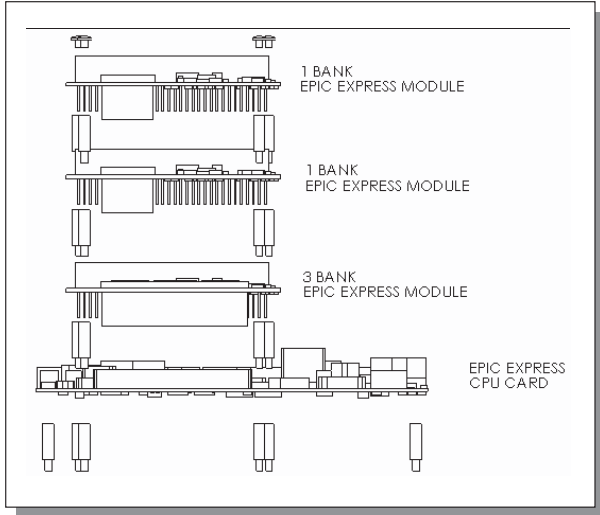
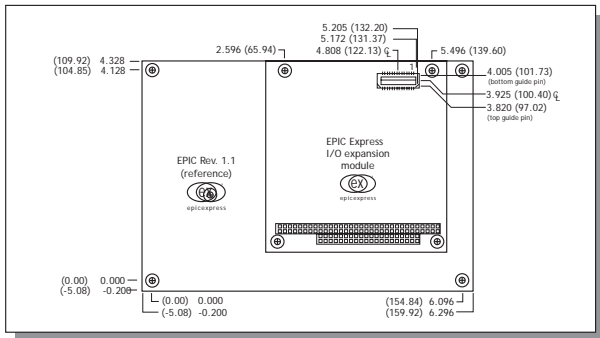


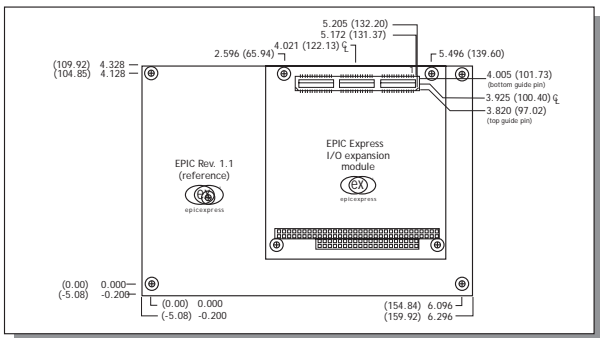
Figure 3: Exploded view of EPIC Express Stack

Mechanical Specification

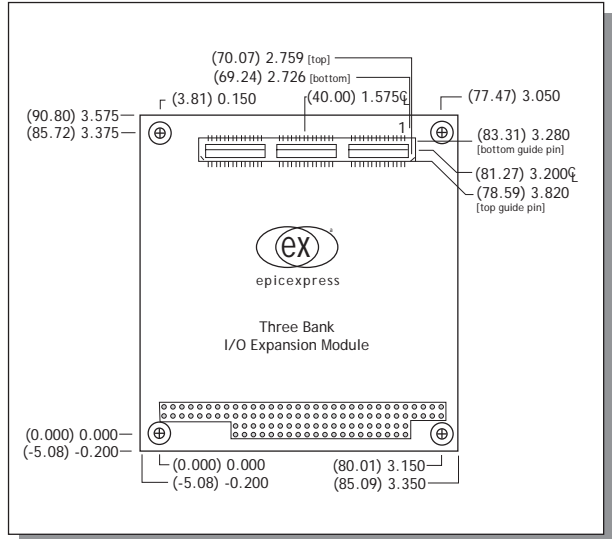
EPIC Express-One-Bank Connector



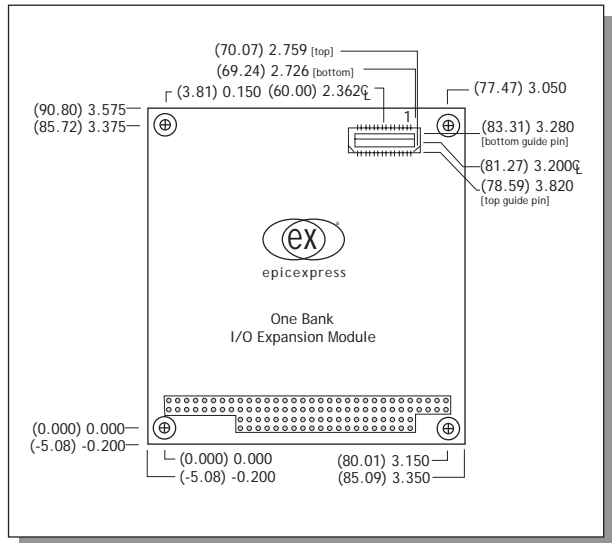
EPIC Express: Three-Bank Connector



EPIC Express Expansion Card: Three-Bank Connector



EPIC Express Expansion Card: One-Bank Connector



Axiomtek ZIO Form Factor Technical Notes

ZIO Embedded Compact Extended Form Factor

ZIO is an embedded compact extended form factor that provides a flexible and functional design for single-board embedded systems. ZIO form factor is a solution for those who face limited expandability from the use of conventional single-board designs and has the ability to extend I/O modules in a flexible manner. ZIO form factor SBC can help drive market demand for various vertical applications using a more efficient approach. Included is a wide variety of interfaces such as DP (DisplayPort), PCIe, USB, LPC, Audio Line-out and power, meeting requirements for system integrations.

The ZIO form factor is an integrated interface standard defined by Axiomtek and has been adopted as one of our specifications in our 3.5" CAPA single board computers to meet concerns regarding insufficient expansion interfaces in small form factor (SFF) single board computers.

Specification Requirements

The dimensions of the ZIO form factor SBC are 80 mm x 55 mm and it places on the Region II of the bottom side of 3.5" Capa single board computers. While it stacks under the Region I, I/O connector, of 3.5" Capa single board computers, it looks like a 2nd layer of I/O connector.




Figure 1: 3.5" CAPA Board with ZIO Module AX93262

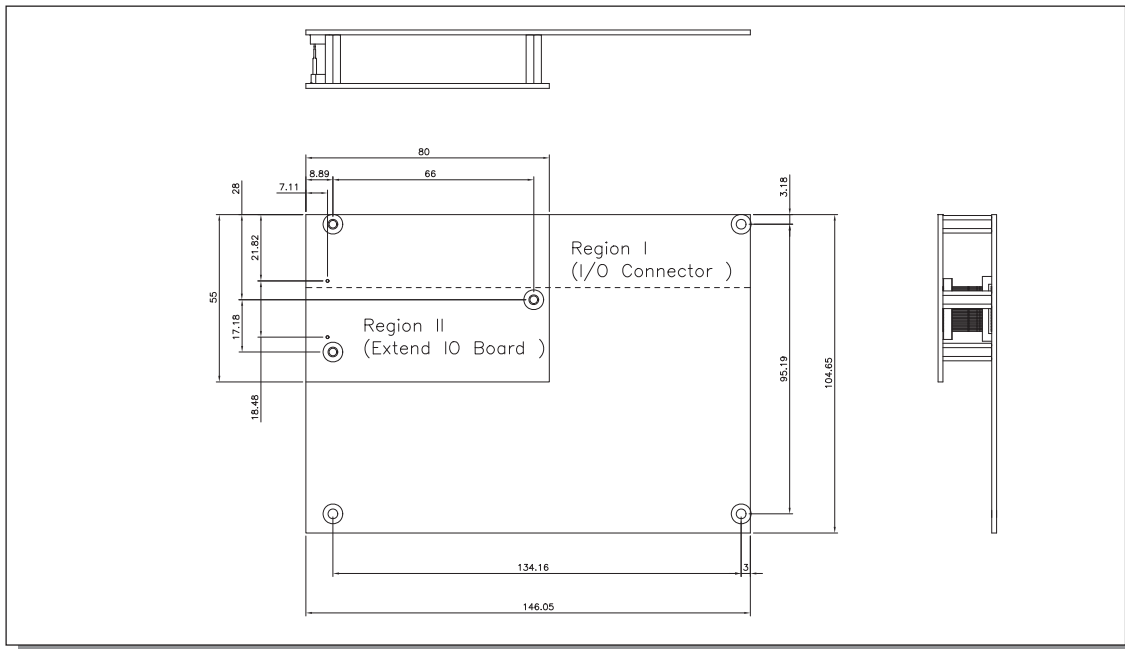


Figure 2: Board Dimensions and Mounting Holes

* All specifications and photos are subject to change without notice.
© 2013 Axiomtek Co., Ltd. All rights reserved.

Axiomtek Nano-ITX Form Factor Technical Notes

Overview of Nano-ITX Form Factor

The new Nano-ITX form factor is designed as a high integrated native x86 embedded platform, measuring a mere 120 mm x 120 mm which measures in at 50% smaller than the Mini-ITX form factor. The Nano-ITX form factor is available with a rich feature set and is targeted at the fast-emerging embedded markets, allowing developers to highly customize their system designs in the low-profile and fully-configured embedded devices. This ultra compact board format is designed to bring the performance of x86 architecture to the very broad field of embedded design, which underpins almost every aspect of daily life.

The Nano-ITX boards are highly efficient embedded boards to provide best performance per watt and best performance per mm².


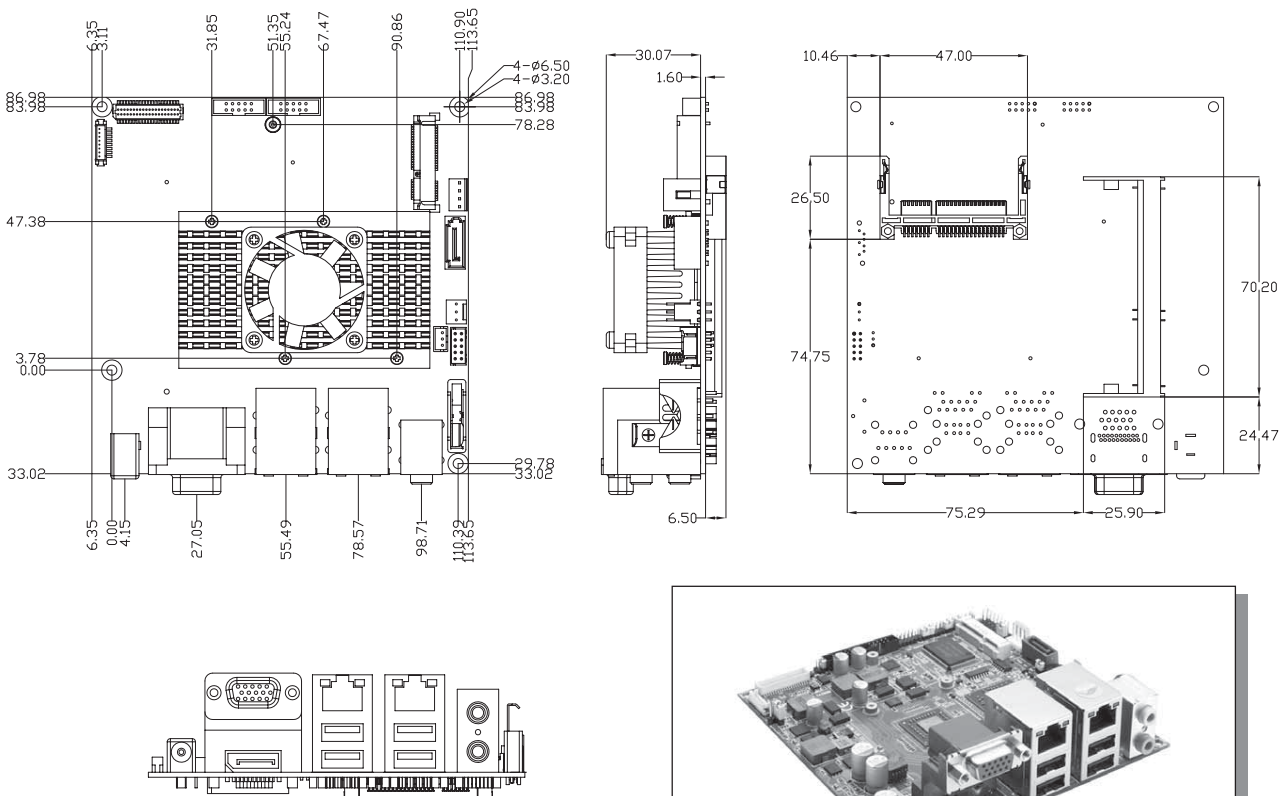


Figure 1: Axiomtek Nano-ITX Form Factor SBC - NANO100

Dimensions of Nano-ITX Form Factor



Rich rear I/O for cableless solution

Axiomtek Pico-ITX Form Factor Technical Notes

Overview of Pico-ITX Form Factor

The new Pico-ITX form factor, the world's smallest x86 embedded board, is developed by VIA Technologies, Inc. as part of its "Small is Beautiful" strategy of shrinking the x86 platform in order to inspire innovative system design and to make x86 accessible for a new generation of smaller computing and connecting devices.

Measuring of 100mm x 72mm only, the Pico-ITX form factor furnishes system developers and OEMs with a standardized, ultra compact yet highly integrated platform that can be utilized across multiple embedded systems, from car PC, in-flight entertainment system to industrial automation system and even ultra portable devices.

A Broad Field of Applications

The Pico-ITX form factor opens up a new world of possibilities for system design with the potential for x86 devices across the commercial, industrial, medical, retail, travel, utility or personal environments. The standard PC computing and communicating functionality can be catered in the smaller than ever packages with the Pico-ITX form factor, even into portable devices for handbag or briefcase.

This ultra compact form factor is also designed to bring the x86 performance to a broad field of embedded designs, which underpin almost every aspect of daily life. Automation, DSA, retail management, gaming, traffic management, factory, and more embedded information and entertainment applications can be given higher level of intelligence, and can now be built into smaller chassis with the Pico-ITX form factor.

Dimensions of Pico-ITX Form Factor


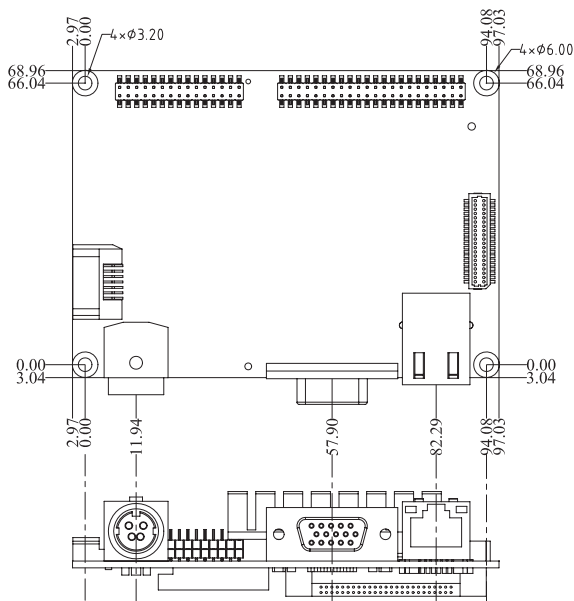


Figure 1: Axiomtek Pico-ITX Form Factor SBC - PICO820



Figure 2: Axiomtek Ultra Compact Embedded System with Pico-ITX SBC - eBOX530-820-FL

SBC
Services
and Solutions

Systems
on
Modules

Embedded
SBCs
>EPIC

Embedded
SBCs
>3.5" Capa

Embedded
SBCs
>Nano-ITX

Embedded
SBCs
>Pico-ITX

Embedded
SBCs
>PC/104

Industrial
Mother-
boards

Slot
CPU
Cards


Accessories

Appendix

* All specifications and photos are subject to change without notice.
© 2013 Axiomtek Co., Ltd. All rights reserved.

Axiomtek PC/104 Expansion Module

Technical Notes



PC/104 Expansion Modules Embedded-PC Module for Compact Industrial Solution

The Need for an Embedded-PC Standard

Over the past decade, the PC architecture has become an accepted platform for far more than desktop applications. Dedicated and embedded applications for PCs are beginning to be found everywhere! PCs are used as controllers within vending machines, laboratory instruments, communications devices, and medical equipment, to name a few examples.

By standardizing hardware and software around the broadly supported PC architecture, embedded system designers can substantially reduce development costs, risks, and time. This means faster time-to-market and hitting critical market windows with timely product introductions. Another important advantage of using the PC architecture is that its widely available hardware and software are significantly more economical than traditional bus architectures such as STD, VME, and Multibus. This means lower product costs. For these reasons, companies that embed microcomputers as controllers within their products seed ways to reap the benefits of using the PC architecture. However, the standard PC bus form-factor (12.4" x 4.8") and its associated card cages and backplanes are too bulky (and expensive) for more embedded control applications.

The only practical way to embed the PC architecture in space- and power-sensitive applications has been to design a PC chip-by-chip directly into the product. But this runs counter to the growing trend away from "reinventing the wheel." Wherever possible, top management now encourages out-sourcing of components and technologies, to reduce development cost and accelerate product design cycles.

A need therefore arose for a more compact implementation of the PC bus, satisfying the reduced space and power constraints of embedded control applications. Yet these goals had to be realized without sacrificing full hardware and software compatibility with the popular PC bus standard. This would allow the PC's hardware, software, development tools, and system design knowledge to be fully leveraged.

PC/104 was developed in response to this need. It offers full architecture, hardware, and software compatibility with the PC bus, but in ultra-compact (3.6" x 3.8") stackable modules. PC/104 is therefore ideally suited to the unique requirements of embedded control applications.

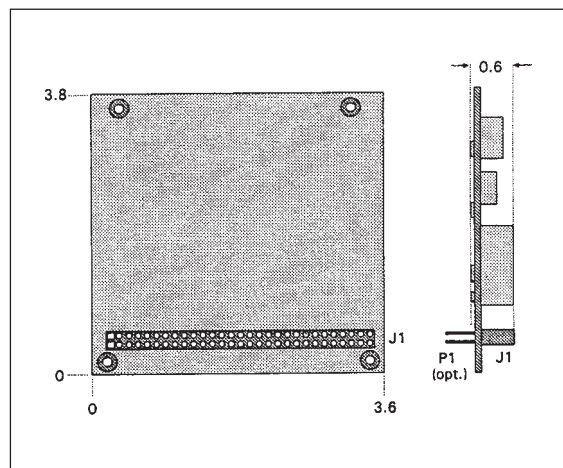


Figure 1. Basic Mechanical Dimensions (8-bit Version)

Axiomtek PC/104 Expansion Module Technical Notes

Two Ways to Use PC/104 Modules

Although configuration and application possibilities with PC/104 modules are practically limitless, there are two basic ways they tend to be used in embedded system designs:

- Standalone module stacks

As shown in Figure 2, PC/104 modules are self-stacking.

In this approach, the modules are used like ultra-compact bus boards, but without needing backplanes or card cages. Stacked modules are spaced 0.6 inches apart. (The three-module stack shown in Figure 2 measures just 3.6 by 3.8 by 2 inches.) Companies using PC/104 module stacks within their products frequently create one or more of their own application-specific PC/104 modules.

- Component-like Applications

Another way to use PC/104 modules is illustrated in Figure 3. In this configuration, the modules function as highly integrated components, plugged into custom carrier boards which contain application-specific interfaces and logic. The modules' self-stacking bus can be useful for installing multiple modules in one location. This facilitates future product upgrades or options, and allows temporary addition of modules during system debug or test.

Total Solutions for Embedded System

Axiomtek designs & manufactures a whole series of embedded systems computers and industrial I/O module that support the PC/104 standard for OEM and industrial and laboratory applications. The Axiomtek PC/104 product line includes the 386SX, SBC (single board computer); RAM/ROM/FLASH disk, PCMCIA IC memory drive, SVGA module and eight data acquisition modules that provide A/D, D/A, DIO, Counter/Timer and RS-422/485, etc.

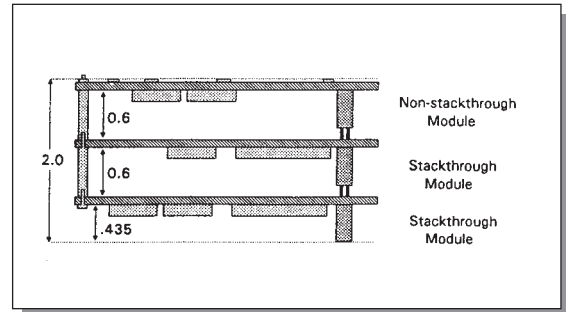


Figure 2. Standalone Module Stacks

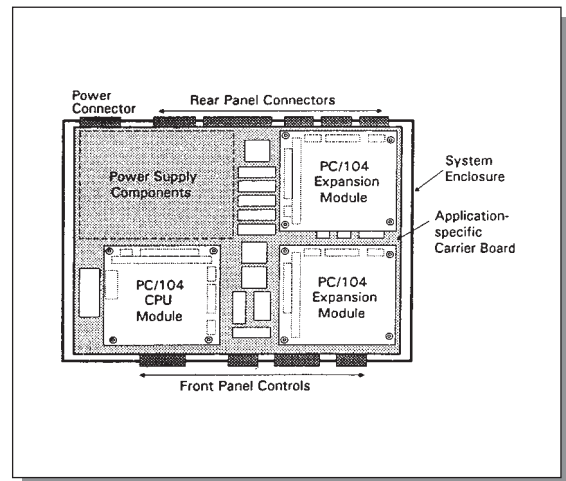



Figure 3. Component-like Application



SBC
Services
and Solutions

Systems
on
Modules

Embedded
SBCs
>EPIC

Embedded
SBCs
>3.5" Capa

Embedded
SBCs
>Nano-ITX

Embedded
SBCs
>Pico-ITX

Embedded
SBCs
>PC/104

Industrial
Mother-
boards


Slot
CPU
Cards

Accessories


Appendix

EPIC Boards


Selection Guide



Page 102



Page 103



Page 104


Features\Models	EP100	EP850	EP830	
Form Factor	EPIC	EPIC	EPIC	
CPU Level	AMD G-Series APU T56N/ T40R	Intel® Core™2 Duo	Intel® Core™2 Duo	
CPU Socket	Onboard	Socket P	Socket M	
CPU FSB Frequency	N/A	667/800/1066 MHz	533/667 MHz	
Core Logic Chipset	AMD A50M	Intel® GM45 + ICH9M	Intel® 945GME + ICH7M	
Memory Type	DDR3-1066/1333	DDR3-800/1066	DDR2-533/667	
Max. DRAM Capacity	4 GB	4 GB	2 GB	
Cache RAM Capacity	Integrated in APU	Integrated in CPU	Integrated in CPU	
BIOS	AMI UEFI BIOS	AMI	Phoenix-Award	
Watchdog Timer	255 levels, 1~255 sec.	255 levels, 1~255 sec.	255 levels, 1~255 sec.	
Onboard SSD	1 x CFast™	1 x CompactFlash™	1 x CompactFlash™	
Onboard Digital I/O	8-IN/OUT	3-IN & 5-OUT	8-IN/OUT	
I/O	IDE	N/A	1 x PATA-100	
	SATA	2 x SATA-600	2 x SATA-300	2 x SATA-150
	FDD	N/A	N/A	N/A
	LPT	N/A	N/A	N/A
	Serial	COM 1	RS-232/422/485	RS-232/422/485
		COM 2	RS-232	RS-232
		COM 3	RS-232	RS-232
		COM 4	RS-232	RS-232
	USB	6 x USB 2.0	6 x USB 2.0	4 x USB 2.0
	SIM Card Slot	Yes	N/A	N/A
IEEE 1394a	N/A	N/A	2	
Display	1 x VGA, 2 x DisplayPort or 1 x VGA, 1 x DisplayPort, 1 x LVDS	1 x VGA 1 x LVDS	1 x DVI-I 1 x LVDS	
Onboard Ethernet	2 x 10/100/1000Mbps Ethernet	2 x 10/100/1000Mbps Ethernet	2 x 10/100/1000Mbps Ethernet	
Onboard Audio	HD Codec	HD Codec	AC'97 Codec	
Hardware Monitoring	Yes	Yes	Yes	
SMBus	Yes	Yes	Yes	
Expansion Interface	2 x PCI Express Mini Card	1 x PCI-104	N/A	
Power Management	ACPI	ACPI	ACPI	
Battery	Lithium	Lithium	Lithium	
Operating Temperature	0° ~ +60°C (32°F~ 140°F)	0° ~ +60°C (32°F~ 140°F)	0° ~ +60°C (32°F~ 140°F)	
Relative Humidity	10% to 95%, non-condensing	10% to 95%, non-condensing	10% to 95%, non-condensing	
EMI Compliance	CE	CE	CE	
Wide Temperature	N/A	N/A	N/A	

3.5" Capa Boards


Selection Guide



Page 105



Page 106



Page 107

Features/Models	CAPA831	CAPA830	CAPA801
Form Factor	3.5" Capa	3.5" Capa	3.5" Capa
CPU Level	Intel® Atom™ D2550/ N2600/ N2800	Intel® Atom™ D2550/ N2600/ N2800	Intel® Atom™ N455/ D425/ D525
CPU Socket	Onboard	Onboard	Onboard
CPU FSB Frequency	N/A	N/A	N/A
Core Logic Chipset	Intel® NM10	Intel® NM10	Intel® ICH8M
Memory Type	DDR3-800/1066	DDR3-800/1066	DDR3-667/800
Max. DRAM Capacity	4 GB	4 GB	4 GB
Cache RAM Capacity	Integrated in CPU	Integrated in CPU	Integrated in CPU
BIOS	AMI UEFI BIOS	AMI UEFI BIOS	AMI
Watchdog Timer	255 levels, 1~255 sec.	255 levels, 1~255 sec.	255 levels, 1~255 sec.
Onboard SSD	1 x CFast™	1 x CFast™	1 x CompactFlash™
Onboard Digital I/O	8-IN/OUT	8-IN/OUT	8-IN/OUT
I/O			
IDE	N/A	N/A	N/A
SATA	1 x SATA-300	1 x SATA-300	2 x SATA-300
FDD	N/A	N/A	N/A
LPT	N/A	N/A	N/A
Serial			
COM 1	RS-232/422/485	RS-232/422/485	RS-232/422/485
COM 2	RS-232/422/485	RS-232	RS-232
COM 3	RS-232	N/A	RS-232
COM 4	RS-232	N/A	RS-232
COM 5	N/A	N/A	N/A
COM 6	N/A	N/A	N/A
USB	6 x USB 2.0	6 x USB 2.0	6 x USB 2.0
SIM Card Slot	N/A	N/A	N/A
IEEE 1394a	N/A	N/A	N/A
Display	1 x VGA 1 x DisplayPort 1 x LVDS	1 x VGA 1 x HDMI 1 x LVDS	1 x VGA 1 x LVDS
Onboard Ethernet	2 x 10/100/1000Mbps Ethernet	2 x 10/100/1000Mbps Ethernet	2 x 10/100/1000Mbps Ethernet
Onboard Audio	HD Codec	HD Codec	HD Codec
Hardware Monitoring	Yes	Yes	Yes
SMBus	Yes	Yes	Yes
Expansion Interface	1 x PCI Express Mini Card	1 x PCI Express Mini Card 1 x USB, 1 x PCIe x1, 1 x LPC, 1 x SMBus (through ZIO connector)	1 x PCI Express Mini Card
Power Management	ACPI	ACPI	ACPI
Battery	Lithium	Lithium	Lithium
Operating Temperature	0° ~ +60°C (32°F~ 140°F)	-20°C ~ +70°C (-4°F ~ +158°F)	0° ~ +60°C (32°F~ 140°F)
Relative Humidity	10% to 95%, non-condensing	10% to 95%, non-condensing	10% to 95%, non-condensing
EMI Compliance	CE	CE	CE
Wide Temperature	N/A	N/A	-20°C ~ +70°C (-4°F ~ +158°F)

SBC
Services
and Solutions

Systems
on
Modules

Embedded
SBCs
>EPIC

Embedded
SBCs
>3.5" Capa

Embedded
SBCs
>Nano-ITX

Embedded
SBCs
>Pico-ITX

Embedded
SBCs
>PC/104

Industrial
Mother-
boards

Slot
CPU
Cards


Accessories

Appendix


* All specifications and photos are subject to change without notice.
© 2013 Axiomtek Co., Ltd. All rights reserved.

3.5" Capa Boards


Selection Guide



Page 108




Page 109




Page 110


Features/Models	CAPA800	SBC84833	SBC84832
Form Factor	3.5" Capa	3.5" Capa	3.5" Capa
CPU Level	Intel® Atom™ N450/ D410/ D510	Intel® Atom™ N270	Intel® Atom™ N270
CPU Socket	Onboard	Onboard	Onboard
CPU FSB Frequency	N/A	533 MHz	533 MHz
Core Logic Chipset	Intel® ICH8M	Intel® 945GSE + ICH7M	Intel® 945GSE + ICH7M
Memory Type	DDR2-667/800	DDR2-400/533	DDR2-400/533
Max. DRAM Capacity	2 GB	2 GB	2 GB
Cache RAM Capacity	Integrated in CPU	Integrated in CPU	Integrated in CPU
BIOS	AMI	AMI	AMI
Watchdog Timer	255 levels, 1~255 sec.	255 levels, 1~255 sec.	255 levels, 1~255 sec.
Onboard SSD	1 x CompactFlash™	1 x CompactFlash™	1 x CompactFlash™
Onboard Digital I/O	8-IN/OUT	8-IN/OUT	3-IN & 5-OUT
I/O			
IDE	N/A	N/A	N/A
SATA	2 x SATA-300	2 x SATA-150	2 x SATA-150
FDD	N/A	N/A	N/A
LPT	N/A	N/A	N/A
Serial			
COM 1	RS-232/422/485	RS-232/422/485	RS-232
COM 2	RS-232	RS-232	RS-232
COM 3	RS-232	RS-232	N/A
COM 4	RS-232	RS-232	N/A
COM 5	N/A	N/A	N/A
COM 6	N/A	N/A	N/A
USB	8 x USB 2.0	7 x USB 2.0	6 x USB 2.0
SIM Card Slot	N/A	N/A	N/A
IEEE 1394a	N/A	N/A	N/A
Display	1 x VGA 1 x LVDS	1 x VGA 1 x LVDS	1 x VGA 1 x LVDS
Onboard Ethernet	2 x 10/100/1000Mbps Ethernet	1 x 10/100/1000Mbps Ethernet	2 x 10/100/1000Mbps Ethernet
Onboard Audio	HD Codec	HD Codec	HD Codec
Hardware Monitoring	Yes	Yes	Yes
SMBus	Yes	Yes	Yes
Expansion Interface	1 x PCI Express Mini Card	1 x PCI Express Mini Card	1 x PCI Express Mini Card
Power Management	ACPI	ACPI	ACPI
Battery	Lithium	Lithium	Lithium
Operating Temperature	0° ~ +60°C (32°F~ 140°F)	0° ~ +60°C (32°F~ 140°F)	0° ~ +60°C (32°F~ 140°F)
Relative Humidity	10% to 95%, non-condensing	10% to 95%, non-condensing	10% to 95%, non-condensing
EMI Compliance	CE	CE	CE
Wide Temperature	-20°C ~ +70°C (-4°F ~ +158°F)	-20°C ~ +70°C (-4°F ~ +158°F)	N/A



Page 111



Page 112



Page 113

Features/Models	SBC84831	SBC84826	SBC84823	
Form Factor	3.5" Capa	3.5" Capa	3.5" Capa	
CPU Level	Intel® Atom™ N270	Intel® Atom™ Z510PT	Intel® Atom™ Z510PT/ Z520PT	
CPU Socket	Onboard	Onboard	Onboard	
CPU FSB Frequency	533 MHz	400 MHz	400/533 MHz	
Core Logic Chipset	Intel® 945GSE + ICH7M	Intel® US15WPT	Intel® US15WPT	
Memory Type	DDR2-400/533	DDR2-400/533	DDR2-400/533	
Max. DRAM Capacity	2 GB	2 GB	2 GB	
Cache RAM Capacity	Integrated in CPU	Integrated in CPU	Integrated in CPU	
BIOS	AMI	Phoenix-Award	Phoenix-Award	
Watchdog Timer	255 levels, 1~255 sec.	255 levels, 1~255 sec.	255 levels, 1~255 sec.	
Onboard SSD	1 x CompactFlash™	1 x CompactFlash™	1 x CompactFlash™	
Onboard Digital I/O	3-IN & 5-OUT	3-IN & 5-OUT	3-IN & 5-OUT	
I/O	IDE	N/A	N/A	
	SATA	2 x SATA-150	1 x SATA-300	
	FDD	N/A	N/A	
	LPT	N/A	N/A	
	Serial	COM 1	RS-232	RS-232
		COM 2	RS-232	RS-232
		COM 3	RS-232	RS-232
		COM 4	RS-232	RS-232
		COM 5	RS-232	N/A
		COM 6	RS-232	N/A
USB	4 x USB 2.0	4 x USB 2.0	6 x USB 2.0	
SIM Card Slot	N/A	N/A	N/A	
IEEE 1394a	N/A	N/A	N/A	
Display	1 x VGA 1 x LVDS	1 x VGA 1 x LVDS	1 x VGA 1 x LVDS	
Onboard Ethernet	2 x 10/100/1000Mbps Ethernet	1 x 10/100/1000Mbps Ethernet 1 x 10/100Mbps Ethernet	1 x 10/100/1000Mbps Ethernet	
Onboard Audio	AC'97 Codec	HD Codec	HD Codec	
Hardware Monitoring	Yes	Yes	Yes	
SMBus	Yes	Yes	Yes	
Expansion Interface	N/A	1 x PCI Express Mini Card	1 x PCI Express Mini Card	
Power Management	ACPI	ACPI	ACPI	
Battery	Lithium	Lithium	Lithium	
Operating Temperature	0° ~ +60°C (32°F~ 140°F)	-40° ~ +85°C (-40°F~ 185°F)	-40° ~ +85°C (-40°F~ 185°F)	
Relative Humidity	10% to 95%, non-condensing	10% to 95%, non-condensing	10% to 95%, non-condensing	
EMI Compliance	CE	CE	CE	
Wide Temperature	-20°C ~ +70°C (-4°F ~ +158°F)	N/A	N/A	

SBC Services and Solutions

Systems on Modules

Embedded SBCs >EPIC

Embedded SBCs >3.5" Capa

Embedded SBCs >Nano-ITX

Embedded SBCs >Pico-ITX

Embedded SBCs >PC/104

Industrial Motherboards

Slot CPU Cards

Accessories


Appendix

* All specifications and photos are subject to change without notice.
© 2013 Axiomtek Co., Ltd. All rights reserved.


3.5" Capa Boards

Selection Guide


NEW



Page 114




Page 115



Page 116


Features/Models	SBC84710	CAPA112	CAPA111
Form Factor	3.5" Capa	3.5" Capa	3.5" Capa
CPU Level	VIA V4	AMD G-Series APU T40E/ T40R/ T16R	AMD G-Series APU T40E/ T40R
CPU Socket	Onboard	Onboard	Onboard
CPU FSB Frequency	400/533 MHz	N/A	N/A
Core Logic Chipset	VIA CX700M	AMD A55E	AMD A50M
Memory Type	DDR2-400/533	DDR3-1066	DDR3-1066
Max. DRAM Capacity	1 GB	4 GB	4 GB
Cache RAM Capacity	Integrated in CPU	Integrated in CPU	Integrated in APU
BIOS	Phoenix-Award	AMI UEFI BIOS	AMI UEFI BIOS
Watchdog Timer	255 levels, 1~255 sec.	255 levels, 1~255 sec.	255 levels, 1~255 sec.
Onboard SSD	1 x CompactFlash™	1 x CFast™	1 x CompactFlash™
Onboard Digital I/O	N/A	8 IN/OUT	8-IN/OUT
I/O			
IDE	1 x PATA-133	N/A	N/A
SATA	1 x SATA-150	1 x SATA-600	2 x SATA-600
FDD	1 x FDD	N/A	N/A
LPT	1 x LPT	1 x LPT	N/A
Serial			
COM 1	RS-232/422/485	RS-232/422/485	RS-232/422/485
COM 2	RS-232	RS-232	RS-232
COM 3	RS-232	RS-232	RS-232
COM 4	RS-232	RS-232	RS-232
COM 5	N/A	N/A	N/A
COM 6	N/A	N/A	N/A
USB	4 x USB 2.0	6 x USB 2.0	6 x USB 2.0
SIM Card Slot	N/A	Yes	N/A
IEEE 1394a	N/A	N/A	N/A
Display	1 x VGA 1 x LVDS	1 x VGA 1 x LVDS	1 x VGA 1 x LVDS
Onboard Ethernet	1 x 10/100Mbps Ethernet	2 x 10/100/1000Mbps Ethernet	2 x 10/100/1000Mbps Ethernet
Onboard Audio	HD Codec	HD Codec	HD Codec
Hardware Monitoring	Yes	Yes	Yes
SMBus	N/A	Yes	Yes
Expansion Interface	1 x MiniPCI 1 x PC/104	1 x PCI Express Mini Card 1 x PC/104	1 x PCI Express Mini Card
Power Management	ACPI	ACPI	ACPI
Battery	Lithium	Lithium	Lithium
Operating Temperature	0° ~ +60°C (32°F~ 140°F)	0° ~ +60°C (32°F~ 140°F)	0° ~ +60°C (32°F~ 140°F)
Relative Humidity	10% to 95%, non-condensing	10% to 95%, non-condensing	10% to 95%, non-condensing
EMI Compliance	CE	CE	CE
Wide Temperature	N/A	-20°C ~ +70°C (-4°F ~ +158°F)	N/A



Page 117



Page 118




Page 119

Features/Models	CAPA110	SBC84622	SBC84621
Form Factor	3.5" Capa	3.5" Capa	3.5" Capa
CPU Level	AMD G-Series APU T56N	AMD LX800	AMD LX800
CPU Socket	Onboard	Onboard	Onboard
CPU FSB Frequency	N/A	N/A	N/A
Core Logic Chipset	AMD A50M	AMD CS5536AD	AMD CS5536AD
Memory Type	DDR3-1333	DDR-333/400	DDR-333/400
Max. DRAM Capacity	4 GB	1 GB	1 GB
Cache RAM Capacity	Integrated in APU	Integrated in APU	Integrated in APU
BIOS	AMI UEFI BIOS	Phoenix-Award	Phoenix-Award
Watchdog Timer	255 levels, 1~255 sec.	255 levels, 1~255 sec.	255 levels, 1~255 sec.
Onboard SSD	1 x CompactFlash™	1 x CompactFlash™	1 x CompactFlash™
Onboard Digital I/O	8-IN/OUT	8-IN/OUT	8-IN & 8-OUT
I/O			
IDE	N/A	1 x PATA-100	1 x PATA-100
SATA	2 x SATA-600	N/A	N/A
FDD	N/A	N/A	1 x FDD
LPT	N/A	1 x LPT	1 x LPT
Serial			
COM 1	RS-232/422/485	RS-232	RS-232/422/485
COM 2	RS-232	RS-232	RS-232
COM 3	RS-232	RS-232	RS-232
COM 4	RS-232	RS-232	RS-232
COM 5	N/A	N/A	N/A
COM 6	N/A	N/A	N/A
USB	6 x USB 2.0	4 x USB 2.0	4 x USB 2.0
SIM Card Slot	N/A	N/A	N/A
IEEE 1394a	N/A	N/A	N/A
Display	1 x VGA 1 x LVDS 1 x DisplayPort	1 x VGA 1 x LVDS/TTL	1 x VGA 1 x LVDS
Onboard Ethernet	2 x 10/100/1000Mbps Ethernet	2 x 10/100Mbps Ethernet	2 x 10/100Mbps Ethernet
Onboard Audio	HD Codec	AC'97 Codec	AC'97 Codec
Hardware Monitoring	Yes	Yes	Yes
SMBus	Yes	Yes	Yes
Expansion Interface	1 x PCI Express Mini Card	N/A	1 x MiniPCI 1 x PC/104
Power Management	ACPI	ACPI	ACPI
Battery	Lithium	Lithium	Lithium
Operating Temperature	0° ~ +60°C (32°F~ 140°F)	0° ~ +60°C (32°F~ 140°F)	0° ~ +60°C (32°F~ 140°F)
Relative Humidity	10% to 95%, non-condensing	10% to 95%, non-condensing	10% to 95%, non-condensing
EMI Compliance	CE	CE	CE
Wide Temperature	N/A	-25° ~ +70°C (-13°F~ 158°F)	-40° ~ +85°C (-40°F~ 185°F) -25° ~ +70°C (-13°F~ 158°F)

* All specifications and photos are subject to change without notice.
© 2013 Axiomtek Co., Ltd. All rights reserved.

3.5" Capa Boards

Selection Guide



Page 120

Features	Models	SBC84620	
Form Factor		3.5" Capa	
CPU Level		AMD LX800	
CPU Socket		Onboard	
CPU FSB Frequency		N/A	
Core Logic Chipset		AMD CS5536AD	
Memory Type		DDR-333/400	
Max. DRAM Capacity		1 GB	
Cache RAM Capacity		Integrated in APU	
BIOS		Phoenix-Award	
Watchdog Timer		255 levels, 1~255 sec.	
Onboard SSD		1 x CompactFlash™	
Onboard Digital I/O		8-IN & 8-OUT	
	IDE	1 x PATA-100	
	SATA	N/A	
	FDD	1 x FDD	
	LPT	1 x LPT	
I/O	Serial	COM 1	RS-232/422/485
		COM 2	RS-232
		COM 3	RS-232
		COM 4	RS-232
		COM 5	N/A
		COM 6	N/A
	USB	4 x USB 2.0	
SIM Card Slot		N/A	
IEEE 1394a		N/A	
Display		1 x VGA 1 x TTL	
Onboard Ethernet		2 x 10/100Mbps Ethernet	
Onboard Audio		AC'97 Codec	
Hardware Monitoring		Yes	
SMBus		Yes	
Expansion Interface		1 x MiniPCI 1 x PC/104	
Power Management		ACPI	
Battery		Lithium	
Operating Temperature		0° ~ +60°C (32°F~ 140°F)	
Relative Humidity		10% to 95%, non-condensing	
EMI Compliance		CE	
Wide Temperature		-40° ~ +85°C (-40°F~ 185°F) -25° ~ +70°C (-13°F~ 158°F)	

Nano-ITX SBC

Selection Guide




Page 121



Page 122



Page 123



Page 124

Features/Models	NANO831	NANO830	NANO100	NANO101
Form Factor	Nano-ITX	Nano-ITX	Nano-ITX	Nano-ITX
CPU Level	Intel® Atom™ N2600	Intel® Atom™ D2550	AMD G-Series APU T56N	AMD G-Series APU T40E/ T40R
CPU Socket	Onboard	Onboard	Onboard	Onboard
CPU FSB Frequency	N/A	N/A	N/A	N/A
Core Logic Chipset	Intel® NM10	Intel® NM10	AMD A50M	AMD A50M
Memory Type	DDR3-800	DDR3-1066	DDR3-1333	DDR3-1066
Max. DRAM Capacity	2 GB	4 GB	4 GB	4 GB
Cache RAM Capacity	Integrated in CPU	Integrated in CPU	Integrated in APU	Integrated in APU
BIOS	AMI UEFI BIOS	AMI UEFI BIOS	AMI UEFI BIOS	AMI UEFI BIOS
Watchdog Timer	255 levels, 1~255 sec.	255 levels, 1~255 sec.	255 levels, 1~255 sec.	255 levels, 1~255 sec.
Onboard SSD	1 x CFast™	1 x CFast™	1 x CFast™	1 x CFast™
Onboard Digital I/O	8-IN/OUT	8-IN/OUT	8-IN/OUT	8-IN/OUT
I/O				
IDE	N/A	N/A	N/A	N/A
SATA	1 x SATA-300	1 x SATA-300	1 x SATA-600	1 x SATA-600
FDD	N/A	N/A	N/A	N/A
LPT	N/A	N/A	N/A	N/A
Serial				
COM 1	RS-232/422/485	RS-232/422/485	RS-232/422/485	RS-232/422/485
COM 2	RS-232	RS-232	RS-232	RS-232
COM 3	N/A	N/A	N/A	N/A
COM 4	N/A	N/A	N/A	N/A
USB	6 x USB 2.0	6 x USB 2.0	6 x USB 2.0	6 x USB 2.0
SIM Card Slot	N/A	N/A	N/A	N/A
IEEE 1394a	N/A	N/A	N/A	N/A
Display	1 x VGA 1 x LVDS	1 x VGA 1 x DisplayPort 1 x LVDS	1 x VGA 1 x DisplayPort 1 x LVDS	1 x VGA 1 x LVDS
Onboard Ethernet	2 x 10/100/1000Mbps Ethernet	2 x 10/100/1000Mbps Ethernet	2 x 10/100/1000Mbps Ethernet	2 x 10/100/1000Mbps Ethernet
Onboard Audio	HD Codec	HD Codec	HD Codec	HD Codec
Hardware Monitoring	Yes	Yes	Yes	Yes
SMBus	Yes	Yes	Yes	Yes
Expansion Interface	1 x PCI Express Mini Card	1 x PCI Express Mini Card	1 x PCI Express Mini Card	1 x PCI Express Mini Card
Power Management	ACPI	ACPI	ACPI	ACPI
Battery	Lithium	Lithium	Lithium	Lithium
Operating Temperature	0° ~ +60°C (32°F~ 140°F)	-20° ~ +70°C (-4°F~ +158°F)	0° ~ +60°C (32°F~ 140°F)	0° ~ +60°C (32°F~ 140°F)
Relative Humidity	10% to 95%, non-condensing	10% to 95%, non-condensing	10% to 95%, non-condensing	10% to 95%, non-condensing
EMI Compliance	CE	CE	CE	CE
Wide Temperature	N/A	N/A	N/A	N/A

SBC Services and Solutions

Systems on Modules

Embedded SBCs >EPIC

Embedded SBCs >3.5" Capa

Embedded SBCs >Nano-ITX

Embedded SBCs >Pico-ITX

Embedded SBCs >PC/104

Industrial Motherboards

Slot CPU Cards


Accessories

Appendix


* All specifications and photos are subject to change without notice.
© 2013 Axiomtek Co., Ltd. All rights reserved.

Pico-ITX SBC

Selection Guide




Page 125



Page 126



Page 127




Page 128

Features/Models	PICO100	PICO831	PICO830	PICO822	
Form Factor	Pico-ITX	Pico-ITX	Pico-ITX	Pico-ITX	
CPU Level	AMD G-Series APU T40E/ T40R	Intel® Atom™ N2600/ N2800	Intel® Atom™ N2600/ N2800	Intel® Atom™ E600 series	
CPU Socket	Onboard	Onboard	Onboard	Onboard	
CPU FSB Frequency	N/A	N/A	N/A	N/A	
Core Logic Chipset	AMD A50M	Intel® NM10	Intel® NM10	Intel® PCH EG20T	
Memory Type	DDR3-1066	DDR3-800/1066	DDR3-800/1066	DDR2-667/800	
Max. DRAM Capacity	4 GB	4 GB	4 GB	1 GB	
Cache RAM Capacity	Integrated in APU	Integrated in CPU	Integrated in CPU	Integrated in CPU	
BIOS	AMI UEFI BIOS	AMI UEFI BIOS	AMI UEFI BIOS	AMI UEFI BIOS	
Watchdog Timer	255 levels, 1-255 sec.	255 levels, 1-255 sec.	255 levels, 1-255 sec.	255 levels, 1-255 sec.	
Onboard SSD	1 x CompactFlash™	N/A	1 x CFast™	SATA NANDrive	
Onboard GPIO	N/A	N/A	N/A	N/A	
Onboard Digital I/O	N/A	N/A	N/A	8-IN/OUT	
I/O	IDE	N/A	N/A	N/A	
	SATA	1 x SATA-600	1 x SATA-300	1 x SATA-300	
	FDD	N/A	N/A	N/A	N/A
	LPT	N/A	N/A	N/A	N/A
	Serial	COM 1	RS-232	RS-232/422/485	RS-232
		COM 2	RS-232	RS-232	RS-232
		COM 3	N/A	N/A	N/A
		COM 4	N/A	N/A	N/A
USB	4 x USB 2.0	4 x USB 2.0	4 x USB 2.0	5 x USB 2.0 (1 client port)	
SIM Card Slot	N/A	Yes	N/A	N/A	
IEEE 1394a	N/A	N/A	N/A	N/A	
Display	1 x VGA or 1 x DisplayPort 1 x LVDS	1 x VGA 1 x LVDS	1 x VGA or 1 x DisplayPort 1 x LVDS	1 x LVDS	
Onboard Ethernet	1 x 10/100/1000Mbps Ethernet	1 x 10/100/1000Mbps Ethernet	1 x 10/100/1000Mbps Ethernet	1 x 10/100/1000Mbps Ethernet	
Onboard Audio	HD Codec	HD Codec	HD Codec	HD Codec	
Hardware Monitoring	Yes	Yes	Yes	Yes	
SMBus	Yes	Yes	Yes	Yes	
Expansion Interface	N/A	1 x Full-size PCI Express Mini Card 1 x Half-size PCI Express Mini Card	N/A	1 x SDVO, 1 x PCIe x1, 1 x UART, 1 x SMBus (through board to board connector)	
Power Management	ACPI	ACPI	ACPI	ACPI	
Battery	Lithium	Lithium	Lithium	Lithium	
Operating Temperature	0° ~ +60°C (32°F- 140°F)	0° ~ +60°C (32°F- 140°F)	0° ~ +60°C (32°F- 140°F)	0° ~ +60°C (32°F- 140°F)	
Relative Humidity	10% to 95%, non-condensing	10% to 95%, non-condensing	10% to 95%, non-condensing	10% to 95%, non-condensing	
EMI Compliance	CE	CE	CE	CE	
Wide Temperature	N/A	N/A	N/A	N/A	



Page 129



Page 130

Features/Models	PICO821	PICO820		
Form Factor	Pico-ITX	Pico-ITX		
CPU Level	Intel® Atom™ Z510/ Z530	Intel® Atom™ Z510/ Z530		
CPU Socket	Onboard	Onboard		
CPU FSB Frequency	400/533 MHz	400/533 MHz		
Core Logic Chipset	Intel® US15W	Intel® US15W		
Memory Type	DDR2-400/533	DDR2-400/533		
Max. DRAM Capacity	2 GB	2 GB		
Cache RAM Capacity	Integrated in APU	Integrated in APU		
BIOS	Phoenix-Award	Phoenix-Award		
Watchdog Timer	255 levels, 1~255 sec.	255 levels, 1~255 sec.		
Onboard SSD	1 x CompactFlash™	1 x CompactFlash™		
Onboard Digital I/O	6-IN/OUT	4-IN & 4-OUT		
I/O	IDE	1 x PATA-100	N/A	
	SATA	N/A	1 x SATA-300	
	FDD	N/A	N/A	
	LPT	N/A	N/A	
	Serial	COM 1	RS-232	RS-232
		COM 2	N/A	RS-232
		COM 3	N/A	N/A
		COM 4	N/A	N/A
USB	4 x USB 2.0 1 x client USB 2.0	4 x USB 2.0		
SIM Card Slot	N/A	N/A		
IEEE 1394a	N/A	N/A		
Display	1 x LVDS	1 x VGA 1 x LVDS		
Onboard Ethernet	1 x 10/100/1000Mbps Ethernet	1 x 10/100/1000Mbps Ethernet		
Onboard Audio	HD Codec	HD Codec		
Hardware Monitoring	Yes	Yes		
SMBus	Yes	Yes		
Expansion Interface	N/A	N/A		
Power Management	ACPI	ACPI		
Battery	Lithium	Lithium		
Operating Temperature	0° ~ +60°C (32°F~ 140°F)	0° ~ +60°C (32°F~ 140°F)		
Relative Humidity	10% to 95%, non-condensing	10% to 95%, non-condensing		
EMI Compliance	CE	CE		
Wide Temperature	N/A	N/A		

SBC
Services
and Solutions

Systems
on
Modules

Embedded
SBCs
>EPIC

Embedded
SBCs
>3.5" Capa

Embedded
SBCs
>Nano-ITX

Embedded
SBCs
>Pico-ITX

Embedded
SBCs
>PC/104

Industrial
Mother-
boards

Slot
CPU
Cards

Accessories

Appendix

PC/104 CPU Modules

Selection Guide

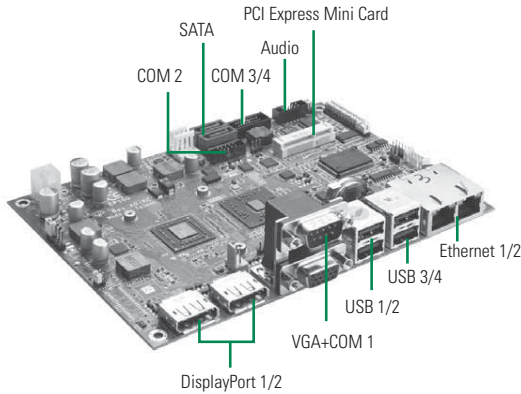


Page 131

Features	Models	AX12260	
Form Factor		PC/104	
CPU Level		AMD LX800	
CPU Socket		Onboard	
CPU FSB Frequency		N/A	
Core Logic Chipset		AMD CS5536AD	
Memory Type		DDR-333/400	
Max. DRAM Capacity		1 GB	
Cache RAM Capacity		Integrated in CPU	
BIOS		Phoenix-Award	
Watchdog Timer		255 levels, 1-255 sec.	
Onboard SSD		1 x USB DiskOnModule	
Onboard Digital I/O		3-IN & 5-OUT	
	IDE	1 x PATA-100	
	SATA	N/A	
	FDD	N/A	
	LPT	N/A	
I/O	Serial	COM 1	RS-232
		COM 2	RS-232
		COM 3	N/A
		COM 4	N/A
	USB	4 x USB 2.0	
IEEE 1394a		N/A	
Display		1 x VGA 1 x TTL	
Onboard Ethernet		1 x 10/100Mbps Ethernet	
Onboard Audio		AC'97 Codec	
Hardware Monitoring		Yes	
SMBus		Yes	
Expansion Interface		1 x PCI-104 1 x PC/104	
Power Management		ACPI	
Battery		Lithium	
Operating Temperature		0° ~ +60°C (32°F~ 140°F)	
Relative Humidity		10% to 95%, non-condensing	
EMI Compliance		CE	
Wide Temperature		-40° ~ +85°C (-40°F~ 185°F)	

EP100

AMD G-Series APU EPIC SBC with AMD A50M FCH, Dual DisplayPort/VGA/LVDS, Dual LANs and Audio



System


CPU	AMD G-Series APU T40R 1.0 GHz single core or T56N 1.65 GHz dual core onboard
System Memory	1 x 204-pin SO-DIMM supports DDR3-1066/1333 max. up to 4 GB
Chipset	AMD A50M FCH
BIOS	AMI UEFI BIOS
SSD	1 x CFast™
Watchdog Timer	255 levels, 1~255 sec.
Expansion Interface	1 x PCI Express Mini Card 1 x PCI Express Mini Card with SIM slot
Battery	Lithium 3V/220mAH
Power Input	2 x 2-pin connector +12V DC-in only AT Auto Power ON function supported
Power Requirements	AMD G-Series APU T56N @1.65 GHz, 1GB DDR3 Max. RMS: +12V @ 1.74A AMD G-Series APU T40R @ 1.0 GHz, 1GB DDR3 Max. RMS: +12V @ 1.24A
Size	165 x 115 mm
Board Thickness	1.6 mm
Operating Temperature	0° ~ +60°C (32°F ~ 140°F), operation
Relative Humidity	10% ~ 95% relative humidity, non-condensing

I/O

MIO	1 x RS-232/422/485 (COM 1); with +5V/+12V powered 3 x RS-232 (COM 2/3/4); with +5V/+12V powered
SATA	2 x SATA-600
Hardware Monitoring	Detect CPU/system temperature, voltage and fan speed
Ethernet	2 ports as 10/100/1000Mbps supports Wake-on-LAN, RPL/PXE Boot ROM with Realtek RTL8111E
Audio	HD Codec audio as MIC-in/Line-in/Line-out/Speaker-out with Realtek ALC662
USB	6 x USB 2.0
SMBus	System Management Bus for advanced monitoring/control
Digital I/O	8 channels IN/OUT programmable

Features

- AMD G-Series APU T40R (1.0 GHz)/ T56N (1.65 GHz)
- AMD A50M FCH
- 1 DDR3 SO-DIMM supports up to 4 GB memory capacity
- 6 USB 2.0 ports
- 4 COM ports
- DirectX 11 supported



Display

Chipset	AMD G-Series APU integrated graphics engine T56N - Radeon™ HD6320 T40R - Radeon™ HD6250
Memory Size	Max. up to 2 GB in 4 GB DDR3 module
Display Interface	1 x VGA + 2 x DisplayPort or 1 x VGA + 1 x DisplayPort + 1 x LVDS; 18/24-bit single/dual channel

Packing List

Standard

Quick installation guide, user's manual/utility CD, cable

Cable

Part Number	Description	Qty
59382620000E	1 x COM w/ bracket P=2.0mm, L=300mm	1
59384500100E	Audio cable w/ bracket P=2.450mm	1
59382631000E	2 x USB 2.0 wafer cable w/ bracket 180mm	1

Optional

59380000300E	2 x COM w/ bracket P=1.27 x 2.54 L=300mm
59070213000E	DisplayPort to VGA cable, L=100mm
59040131000E	DisplayPort to DVI cable, L=220mm
59050203000E	DisplayPort to HDMI cable, L=185mm
59091501000E	DisplayPort to DisplayPort cable, L=1500mm

Ordering Information

Standard

EP100VPGGA-T56N w/ slim I/O (P/N: E38B100100)	EPIC SBC with AMD G-Series APU T56N 1.65 GHz, A50M FCH, VGA/Dual DisplayPort, 2 10/100/1000Mbps Ethernet and audio
EP100VLGGA-T40R w/ rich I/O (fanless) (P/N: E38B100102)	EPIC SBC with AMD G-Series APU T40R 1.0GHz, A50M FCH, VGA/DisplayPort/LVDS, 2 10/100/1000Mbps Ethernet and audio

SBC
Services
and Solutions

Systems
on
Modules

Embedded
SBCs
>EPIC

Embedded
SBCs
>3.5" Capa

Embedded
SBCs
>Nano-ITX

Embedded
SBCs
>Pico-ITX

Embedded
SBCs
>PC/104

Industrial
Mother-
boards

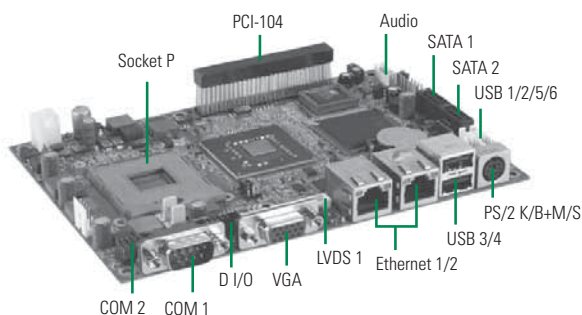
Slot
CPU
Cards

Accessories

Appendix

EP850

Socket P Intel® Core™2 Duo EPIC SBC with Intel® GM45 + ICH9M Chipset, VGA/LVDS and PCI-104 Expansion



System


CPU	Socket P for Intel® Core™2 Duo processor with FSB 667/800/1066 MHz
System Memory	1 x 204-pin SO-DIMM supports DDR3-800/1066 max. up to 4 GB
Chipset	Intel® GM45 + ICH9M
BIOS	AMI
SSD	1 x CompactFlash™ type-II
Watchdog Timer	255 levels, 1–255 sec.
Expansion Interface	1 x PCI-104 for 32-bit PCI supports 3 bus masters
Battery	Lithium 3V/220mAH
Power Input	2 x 2-pin connector +12V DC-in only AT Auto Power ON function supported
Power Requirements	Intel® Core™2 Duo T9400 @2.53 GHz, 1GB DDR3 Max. RMS: +12V @ 2.518A
Size	165 x 115 mm
Board Thickness	1.6 mm
Operating Temperature	0° ~ +60°C (32°F ~ 140°F), operation
Relative Humidity	10% ~ 95% relative humidity, non-condensing

I/O


MIO	1 x PS/2 keyboard and mouse 2 x RS-232; with +5V/+12V powered
SATA	2 x SATA-300
Hardware Monitoring	Detect CPU/system temperature, voltage and fan speed
Ethernet	2 ports as 10/100/1000Mbps support Wake-on-LAN, RPL/PXE Boot ROMs with Realtek RTL8111B
Audio	HD Codec audio as MIC-in/Line-in/Line-out/speaker-out with Realtek ALC662
USB	6 x USB 2.0; with USB DiskOnModule supported
SMBus	System Management Bus for advanced monitoring/control
Digital I/O	3 Channels IN and 5 Channels OUT

Features

- Socket P for Intel® Core™2 Duo processor with FSB 667/800/1066 MHz
- Intel® GM45/GL45 + ICH9M chipset
- High performance integrated graphics controller
- 6 USB 2.0 ports
- PCI-104 for 32-bit PCI expansion



▲ Top view



▲ Rear view

Display

Chipset	Intel® GMA 4500HD graphics core
Memory Size	Intel® DVM T 5.0 compliant
Display Interface	1 x VGA 1 x LVDS; 18/24-bit single/dual channel

Packing List

Standard

Quick installation guide, user's manual/utility CD, accessory

Accessories

Part Number	Description	Qty
59384500100E	Audio cable w/ bracket P=2.0 L=450mm	1
59382631000E	2 x USB 2.0 wafer cable w/ bracket L=180mm	1
5078B850200E	CPU heatsink w/ fan	1

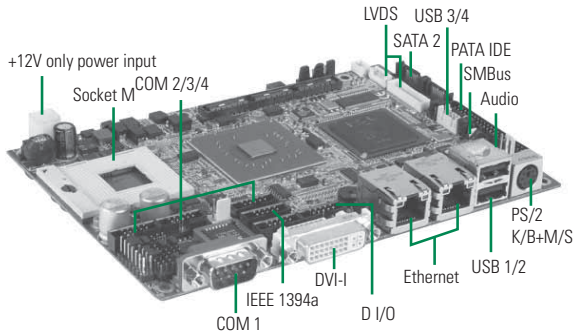
Ordering Information

Standard

EP850VGGA	Socket P EPIC SBC with Intel® Core™2 Duo CPU, VGA/LVDS
(P/N: E38B850100)	LCD, 2 10/100/1000Mbps Ethernet, HD audio and 2 COM

EP830

Socket M Intel® Core™2 Duo EPIC SBC with Intel® 945GME + ICH7M Chipset, DVI-I/LVDS and Firewire



System


CPU	Socket M for Intel® Core™2 Duo/ Core™ Duo/ Core™ Solo/ Celeron® M processors with FSB 533/667 MHz; Intel® Celeron® M processor ULV 423 onboard
System Memory	1 x 200-pin SO-DIMM supports DDR2-533/667 max. up to 2 GB
Chipset	Intel® 945GME + ICH7M
BIOS	Phoenix-Award
SSD	1 x CompactFlash™ type-II
Watchdog Timer	255 levels, 1~255 sec.
Expansion Interface	N/A
Battery	Lithium 3V/220 mAh
Power Input	2 x 2-pin connector +12V DC-in only AT Auto Power ON function supported
Power Requirements	Intel® Core™2 Duo T7600 @2.33 GHz, 1GB DDR2 Max. RMS: +12V @ 2.488A
Size	165 x 115 mm
Board Thickness	1.6 mm
Operating Temperature	0° ~ +60°C (32°F ~ 140°F), operation
Relative Humidity	10% ~ 95% relative humidity, non-condensing

I/O


MIO	1 x IDE; PATA-100 1 x PS/2 keyboard and mouse 3 x RS-232 (COM 2/3/4); with +5V/+12V powered 1 x RS-232/422/485 (COM 1); with +5V/+12V powered
SATA	2 x SATA-150
Hardware Monitoring	Detect CPU/system temperature, voltage and fan speed
Ethernet	2 ports as 10/100/1000Mbps support Wake-on-LAN, RPL/PXE Boot ROM with Realtek RTL8111B
Audio	AC'97 Codec audio as MIC-in/Line-in/Line-out/speaker-out with Realtek ALC655
USB	4 x USB 2.0
Firewire	2 x IEEE 1394a
SMBus	System Management Bus for advanced monitoring/control
Digital I/O	8 channels IN/OUT programmable

Features

- Socket M for Intel® Core™2 Duo/ Core™ Duo/ Core™ Solo processor with FSB 533/667 MHz
- Intel® 945GME + ICH7M chipset
- DVI-I interface for both CRT and DVI external display devices
- 4 COM ports, 4 USB 2.0 and 2 IEEE 1394a ports



▲ Top view



▲ Rear view

Display

Chipset	Intel® GMA 950 graphics core
Memory Size	Intel® DVMT 3.0 compliant
Display Interface	1 x LVDS; 18/24-bit single/dual channel 1 x DVI-I

Packing List

Standard		
Quick installation guide, user's manual/utility CD, accessory		
Accessories		
Part Number	Description	Qty
5930830000E	IEE1394 cable w/ bracket, P= 2.0mm L=330mm	1
59384500100E	Audio cable w/ bracket P=2.0 L=450mm	1
59484500010E	44-44-40 pin IDE cable L=200mm+200mm	1
59382631000E	2 x USB 2.0 wafer cable w/ bracket L=180mm	1
59384500200E	COM x 2 w/ bracket, P=2.0, L=250mm	1
593826A0000E	SATA singal cable 500mm	1
50784830200E	CPU heatsink w/ fan (41 x 41mm)	1

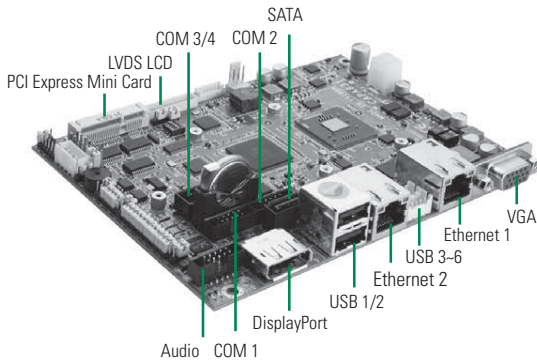
Ordering Information

Standard	
EP830DGGAF (P/N: E38B830100)	Socket M EPIC SBC with DVI-I/LVDS LCD, 2 10/100/1000 Mbps Ethernet, AC'97 audio, 4 COM ports and firewire
Optional	
EP830DGGAF-1G (fanless) (P/N: E38B830101)	EPIC SBC with ULV423 Intel® Celeron® M 1GHz onboard, DVI-I/LVDS LCD, 2 10/100/1000Mbps Ethernet, AC'97 audio, 4 COM ports and firewire

* All specifications and photos are subject to change without notice.
© 2013 Axiomtek Co., Ltd. All rights reserved.

CAPA831

Intel® Atom™ D2550/ N2600/ N2800 3.5" Embedded SBC with Intel® NM10 Chipset, LVDS/DisplayPort/VGA, Dual LANs and Audio



System

CPU	Intel® Atom™ processor D2550 1.86 GHz, N2800 1.86 GHz, N2600 1.6 GHz dual core onboard
System Memory	1 x 204-pin SO-DIMM supports DDR3-800/1066 max. up to 4 GB (N2600 supports DDR3 800 max. up to 2 GB)
Chipset	Intel® NM10
BIOS	AMI UEFI BIOS
SSD	1 x CFast™
Watchdog Timer	255 levels, 1~255 sec.
Expansion Interface	1 x PCI Express Mini Card V1.2
Battery	Lithium 3V/220mAH
Power Input	2 x 2-pin connector +12V DC-in only AT Auto Power ON function supported
Power Requirement	Intel® Atom™ D2550 @ 1.86 GHz, 1GB DDR3 Max RMS: +12V @ 1.48A
Size	146 x 104 mm
Board Thickness	1.6 mm
Operating Temperature	Standard: 0°C ~ +60°C (32°F ~ 140°F) Optional: -20°C ~ +70°C (-4°F ~ +158°F)
Operation Humidity	10% ~ 95% relative humidity, non-condensing

I/O


MIO	2 x RS-232/422/485 (COM 1-2); with +5V/+12V powered 2 x RS-232 (COM 3-4); with +5V/+12V powered
SATA	1 x SATA-300
Hardware Monitoring	Detect CPU/system temperature, voltage and fan speed
Ethernet	2 ports as 10/100/1000 Mbps support Wake-on-LAN, RPL/PXE Boot ROM with Intel® 82583V
Audio	HD Codec audio as MIC-in/Line-in/Line-out/speaker-out with Realtek ALC662
USB	6 x USB 2.0
SMBus	System Management Bus for Advanced monitoring/control
Digital I/O	8 channels IN/OUT programmable
TPM	Infineon SLB9635 with TPM 1.2 compliant

Display

Chipset	Intel® GMA 3650 graphics core for D2550/ N2800 Intel® GMA 3600 graphics core for N2600
Memory Size	Share system memory
Display Interface	1 x VGA 1 x DisplayPort 1 x LVDS; 18/24-bit single/dual channel

Features

- Intel® Atom™ processor D2550 (1.86 GHz)/ N2800 (1.86 GHz)/ N2600 (1.6 GHz)
- Intel® NM10 chipset
- 1 DDR3 SO-DIMM supports up to 4 GB memory capacity
- 6 USB 2.0 ports
- 4 COM ports



▲ Top view

▲ Rear view

DDR3 SO-DIMM

Packing List

Standard

Quick installation guide, user's manual/utility CD, cable

Cable

Part Number	Description	Qty
59382620000E	1 x COM w/ bracket P=2.0mm, L=300mm	1
59384500100E	Audio cable w/ bracket P=2,450mm	1
59382631000E	2 x USB 2.0 wafer cable w/ bracket 180mm	1

Optional

59380000300E	2 x COM w/ bracket P=1.27 x 2.54 L=300mm
59070213000E	DisplayPort to VGA cable, L=100mm
59040131000E	DisplayPort to DVI cable, L=220mm
59050203000E	DisplayPort to HDMI cable, L=185mm
59091501000E	DisplayPort to DisplayPort cable, L=1500mm

Ordering Information

Standard

CAPA831VPGGA-N2800 (fanless)	3.5" SBC with Intel® Atom™ N2800 1.86 GHz, VGA/ DisplayPort/ LVDS, 2 10/100/1000 Ethernet and audio (P/N: E38E831103)
CAPA831VPGGA-N2600 (fanless)	3.5" SBC with Intel® Atom™ N2600 1.6 GHz, VGA/ DisplayPort/ LVDS, 2 10/100/1000 Ethernet and audio (P/N: E38E831105)
CAPA831VPGGA-D2550 (fanless)	3.5" SBC with Intel® Atom™ D2550 1.86 GHz, VGA/ DisplayPort/ LVDS, 2 10/100/1000 Ethernet and audio (P/N: E38E831108)
CAPA831VPGGA-D2550 w/ WT (fanless)	3.5" SBC with Intel® Atom™ D2550 1.86 GHz, VGA/ DisplayPort/ LVDS, 2 10/100/1000 Ethernet, audio and heatsink fan (P/N: E38E831106)

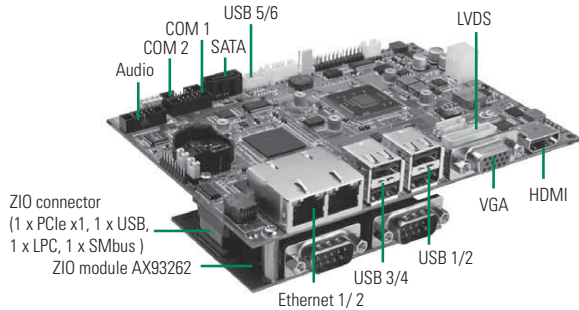
Optional

CAPA831VPGGA-N2800 w/ WT (fanless)	3.5" SBC with Intel® Atom™ N2800 1.86GHz, VGA/ DisplayPort/LVDS, 2 10/100/1000 Ethernet, audio and WT (-20°C ~ +70°C)
CAPA831VPGGA-D2550 w/ WT (fanless)	3.5" SBC with Intel® Atom™ D2550 1.86GHz, VGA/ DisplayPort/LVDS, 2 10/100/1000 Ethernet, audio and WT (-20°C ~ +70°C)

* All specifications and photos are subject to change without notice.

CAPA830

Intel® Atom™ D2550/ N2600/ N2800 3.5" Embedded SBC with Intel® NM10 Chipset, LVDS/HDMI/VGA, Dual LANs, Audio and ZIO



System

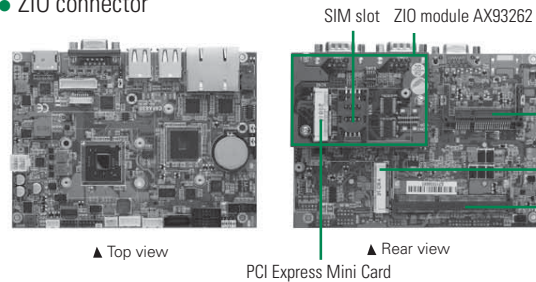
CPU	Intel® Atom™ processor D2550 1.86 GHz/ N2800 1.86 GHz/ N2600 1.6 GHz dual core onboard
System Memory	1 x 204-pin SO-DIMM supports DDR3-800/1066 max. up to 4 GB (N2600 supports DDR3 800 max. up to 2 GB)
Chipset	Intel® NM10
BIOS	AMI UEFI BIOS
SSD	1 x CFast™
Watchdog Timer	255 levels, 1~255 sec.
Expansion Interface	1 x PCI Express Mini Card V1.2 1 x USB, 1 x PCIe x1, 1 x LPC, 1 x SMBus through a ZIO connector
Battery	Lithium 3V/220mAh
Power Input	2 x 2-pin connector +12V DC-in only AT Auto Power ON function supported
Power Requirements	Intel® Atom™ N2600 @ 1.6 GHz, 1GB DDR3 Max. RMS: +12V @ 1.077A Intel® Atom™ N2800 @ 1.86 GHz, 1GB DDR3 Max. RMS: +12V @ 1.156A Intel® Atom™ D2550 @ 1.86 GHz, 1GB DDR3 Max. RMS: +12V @ 1.44A
Size	146 x 104 mm
Board Thickness	1.6 mm
Operating Temperature	-20°C ~ +70°C (-4°F ~ +158°F), operation
Operation Humidity	10% ~ 95% relative humidity, non-condensing

I/O

MIO	Refer to ordering information
SATA	1 x SATA-300
Hardware Monitoring	Detect CPU/system temperature, voltage and fan speed
Ethernet	2 ports as 10/100/1000 Mbps support Wake-on-LAN, RPL/PXE Boot ROM with Intel® 82583V
Audio	HD Codec audio as MIC-in/Line-in/Line-out with Realtek ALC662
USB	6 x USB 2.0
SMBus	System Management Bus for Advanced monitoring/control
Digital I/O	8 channels IN/OUT programmable
TPM	Infineon SLB9635 with TPM 1.2 compliant

Features

- Intel® Atom™ processor D2550 (1.86 GHz)/ N2800 (1.86 GHz)/ N2600 (1.6 GHz)
- Intel® NM10 chipset
- 1 DDR3 SO-DIMM supports up to 4 GB memory capacity
- 6 USB 2.0 ports
- 2 COM ports
- ZIO connector



Display

Chipset	Intel® GMA 3650 graphics core for D2550/ N2800 Intel® GMA 3600 graphics core for N2600
Memory Size	Share system memory
Display Interface	1 x VGA 1 x HDMI 1 x LVDS; 18/24-bit single/dual channel

Packing List

Standard		
Quick installation guide, user's manual/utility CD, cable		
Cable		
Part Number	Description	Qty
59382620000E	1 x COM w/ bracket P=2.0mm, L=300mm	1
59384500100E	Audio cable w/ bracket P=2,450mm	1
59382631000E	2 x USB 2.0 wafer cable w/ bracket 180mm	1

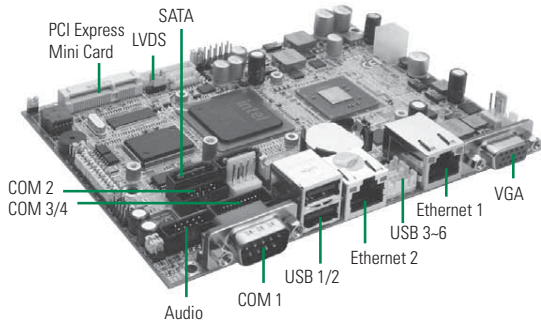
Ordering Information

Standard					
Models	Fanless	PCI Express Mini Card	SIM Slot	RS-232/422/485	RS-232
CAPA830VHGGA-D2550 (P/N: E38E830103)	Heatsink fan	1	N/A	1	1
CAPA830VHGGA-N2800 (P/N: E38E830102)	Yes	1	N/A	1	1
CAPA830VHGGA-N2600 (P/N: E38E830101)	Yes	1	N/A	1	1
CAPA830VHGGA-D2550-ZIO (P/N: E38E830106)	Heatsink fan	2	1	3	3
CAPA830VHGGA-N2800-ZIO (P/N: E38E830105)	Yes	2	1	3	3
CAPA830VHGGA-N2600-ZIO (P/N: E38E830104)	Yes	2	1	3	3

* All specifications and photos are subject to change without notice.
© 2013 Axiomtek Co., Ltd. All rights reserved.

CAPA801

Intel® Atom™ N455/ D425/ D525 3.5" Embedded SBC with Intel® ICH8M Chipset, LVDS VGA, Dual LANs and Audio



System


CPU	Intel® Atom™ processor N455 1.66 GHz, D425 1.8 GHz single core or D525 1.8 GHz dual core onboard
System Memory	1 x 204-pin SO-DIMM supports DDR3-667/800 max. up to 4 GB (N455 supports DDR3-667 max. up to 2 GB. D425/D525 supports DDR3-800 max. up to 4 GB)
Chipset	Intel® ICH8M
BIOS	AMI
SSD	1 x CompactFlash™ type-II
Watchdog Timer	255 levels, 1~255 sec.
Expansion Interface	1 x PCI Express Mini Card V1.2
Battery	Lithium 3V/220mAH
Power Input	2 x 2-pin connector +12V DC-in only AT Auto Power ON function supported
Power Requirements	*Intel® Atom™ N455 @1.66 GHz, 1GB DDR3 Max. RMS: +12V @ 851mA *Intel® Atom™ D425 @1.8 GHz, 1GB DDR3 Max. RMS: +12V @ 1.077A *Intel® Atom™ D525 @1.8 GHz, 1GB DDR3 Max. RMS: +12V @ 1.145A
Size	146 x 104 mm
Board Thickness	1.6 mm
Operating Temperature	Standard: 0° ~ +60°C (32°F ~ 140°F) Optional: -20°C ~ +70°C (-4°F ~ +158°F)
Relative Humidity	10% ~ 95% relative humidity, non-condensing

I/O


MIO	3 x RS-232 (COM 2 ~ 4); with +5V/+12V powered 1 x RS-232/422/485 (COM 1); with +5V/+12V powered
SATA	2 x SATA-300
Hardware Monitoring	Detect system temperature, voltage and fan speed
Ethernet	1st port 10/100/1000 Mbps supports Wake-on-LAN, PXE Boot ROM with Intel® 82567V 2nd port 10/100/1000 Mbps supports Wake-on-LAN, PXE Boot ROM with Intel® 82583V
Audio	HD Codec audio as MIC-in/Line-in/Line-out/Speaker-out with Realtek ALC662
USB	6 x USB 2.0
SMBus	System Management Bus for advanced monitoring/control
Digital I/O	8 channels IN/OUT programmable

Features

- Intel® Atom™ processor N455 (1.66 GHz), D425/ D525 (1.8 GHz)
- Intel® ICH8M chipset
- 1 DDR3 SO-DIMM supports up to 4 GB memory capacity
- 6 USB 2.0
- 4 COM ports
- PCI Express Mini Card expansion



▲ Top view



▲ Rear view

Display

Chipset	Intel® GMA 3150 graphics core
Memory Size	Intel® DVMT 4.0 compliant
Display Interface	1 x VGA 1 x LVDS; 18-bit single channel

Packing List

Standard

Quick installation guide, user's manual/utility CD, cable

Cable

Part Number	Description	Qty
5938000300E	2 x COM w/ bracket P=1.27 x 2.54 L=300mm	1
59384500100E	Audio cable w/ bracket P=2,450mm	1
59382631000E	2 x USB 2.0 wafer cable w/ bracket 180mm	1

Ordering Information

Standard

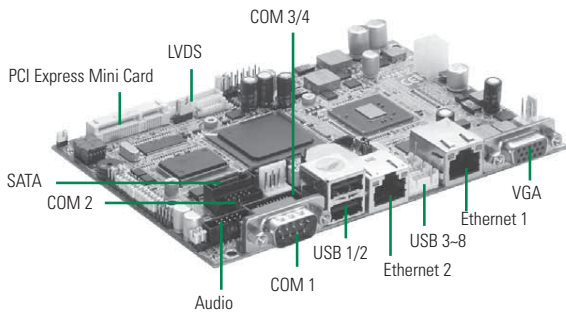
CAPA801VGGA-N455 (fanless)	3.5" SBC with Intel® Atom™ processor N455, VGA/LVDS, 2 10/100/1000Mbps Ethernet, 4 COM, 6 USB and audio (P/N: E38E801100)
CAPA801VGGA-D525 (heatsink fan included)	3.5" SBC with Intel® Atom™ processor D525, VGA/LVDS, 2 10/100/1000Mbps Ethernet, 4 COM, 6 USB and audio (P/N: E38E801102)

Optional/MOQ

CAPA801VGGA-D425 (heatsink fan included)	3.5" SBC with Intel® Atom™ processor D425, VGA/LVDS, 2 10/100/1000Mbps Ethernet, 4 COM, 6 USB and audio (P/N: E38E801101)
AX95601 (P/N: E395601100)	LVDS converter for scale up to 1920 x 1080 48bit
AX95601 (P/N: E395601101)	LVDS converter for pixel compensated to 1280 x 1024 48bit

CAPA800

Intel® Atom™ N450/ D410/ D510 3.5" Embedded SBC with Intel® ICH8M Chipset, LVDS/VGA, Dual LANs and Audio



System


CPU	Intel® Atom™ processor N450/ D410 1.66 GHz single core & D510 1.66 GHz dual core onboard
System Memory	1 x 200-pin SO-DIMM supports DDR2-667/800 max. up to 4 GB (N450 supports DDR2-667 max. up to 2 GB)
Chipset	Intel® ICH8M
BIOS	AMI
SSD	1 x CompactFlash™
Watchdog Timer	255 levels, 1~255 sec.
Expansion Interface	1 x PCI Express Mini Card V1.2
Battery	Lithium 3V/220mAH
Power Input	2 x 2-pin connector +12V DC-in only AT Auto Power ON function supported
Power Requirements	*Intel® Atom™ N450 @1.66 GHz, 1GB DDR2 Max. RMS: +12V @ 907mA *Intel® Atom™ D410 @1.66 GHz, 1GB DDR2 Max. RMS: +12V @ 1.02A *Intel® Atom™ D510 @1.66 GHz, 1GB DDR2 Max. RMS: +12V @ 1.207A
Size	146 x 104 mm
Board Thickness	1.6 mm
Operating Temperature	Standard: 0° ~ +60°C (32°F ~ 140°F)
Temperature	Optional: -20°C ~ +70°C (-4°F ~ +158°F)
Relative Humidity	10% ~ 95% relative humidity, non-condensing

I/O


MIO	3 x RS-232 (COM 2-4); with +5V/+12V powered 1 x RS-232/422/485 (COM1); with +5V/+12V powered
SATA	2 x SATA-300
Hardware Monitoring	Detect system temperature, voltage and fan speed
Ethernet	1st port 10/100/1000 Mbps supports Wake-on-LAN, PXE Boot ROM with Intel® 82567V 2nd port 10/100/1000 Mbps supports Wake-on-LAN, PXE Boot ROM with Realtek RTL8111DL
Audio	HD Codec audio as MIC-in/Line-in/Line-out/Speaker-out with Realtek ALC662
USB	8 x USB 2.0
SMBus	System Management Bus for advanced monitoring/control
Digital I/O	8 channels IN/OUT programmable

Features

- Intel® Atom™ processor N450/ D410/ D510 1.66 GHz
- Intel® ICH8M chipset
- 1 DDR2 SO-DIMM supports up to 2 GB memory capacity
- 8 USB 2.0 ports
- 4 COM ports
- PCI Express Mini Card expansion



▲ Top view



▲ Rear view

Display

Chipset	Intel® GMA 3150 graphics core
Memory Size	Intel® DVM 4.0 compliant
Display Interface	1 x VGA 1 x LVDS; 18-bit single channel

Packing List

Standard

Quick installation guide, user's manual/utility CD, cable

Cable

Part Number	Description	Qty
5938000300E	2 x COM w/ bracket P=1.27 x 2.54 L=300mm	1
59384500100E	Audio cable w/ bracket P=2,450mm	1
59382631000E	2 x USB 2.0 wafer cable w/ bracket 180mm	1

Ordering Information

Standard

CAPA800VGA-N450 (fanless)	3.5" SBC with Intel® Atom™ processor N450, VGA/LVDS, 2 10/100/1000Mbps Ethernet, 4 COM, 8 USB and audio (P/N: E38E800100)
CAPA800VGA-D510 (heatsink fan included)	3.5" SBC with Intel® Atom™ processor D510, VGA/LVDS, 2 10/100/1000Mbps Ethernet, 4 COM, 8 USB and audio (P/N: E38E800103)

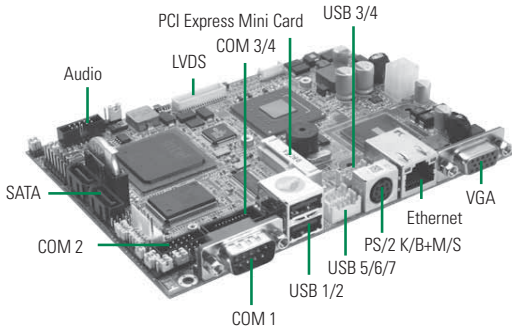
Optional/MOQ

CAPA800VGA-D410 (heatsink fan included)	3.5" SBC with Intel® Atom™ processor D410, VGA/LVDS, 2 10/100/1000Mbps Ethernet, 4 COM, 8 USB and audio (P/N: E38E800102)
AX95601 (P/N: E395601100)	LVDS converter for scale up to 1920 x 1080 48bit
AX95601 (P/N: E395601101)	LVDS converter for pixel compensated to 1280 x 1024 48bit

* All specifications and photos are subject to change without notice.
© 2013 Axiomtek Co., Ltd. All rights reserved.

SBC84833

Intel® Atom™ N270 3.5" Embedded SBC with Intel® 945GSE + ICH7M Chipset, LVDS/VGA, DualView, 4 COM and Single LAN



System


CPU	Intel® Atom™ processor N270 1.6 GHz onboard with FSB 533 MHz
System Memory	1 x 200-pin SO-DIMM supports DDR2-400/533 max. up to 2 GB
Chipset	Intel® 945GSE + ICH7M
BIOS	AMI
SSD	1 x CompactFlash™ type-II
Watchdog Timer	255 levels, 1~255 sec.
Expansion Interface	1 x PCI Express Mini Card V1.2
Battery	Lithium 3V/220 mAh
Power Input	2 x 2-pin connector +12V DC-in only AT Auto Power ON function supported
Power Requirements	Intel® Atom™ N270 @1.6 GHz, 1GB DDR2 Max. RMS: +12V @ 978mA
Size	146 x 104 mm
Board Thickness	1.6 mm
Operating Temperature	Standard: 0° ~ +60°C (32°F ~ 140°F) Optional: -20°C ~ +70°C (-4°F ~ +158°F)
Relative Humidity	10% ~ 95% relative humidity, non-condensing

I/O


MIO	1 x PS/2 keyboard and mouse 3 x RS-232 (COM 2/3/4); with +5V/+12V powered 1 x RS-232/422/485 (COM 1); with +5V/+12V powered
SATA	2 x SATA-150
Hardware Monitoring	Detect CPU/system temperature and voltage
Ethernet	1 port as 10/100/1000Mbps supports Wake-on-LAN, RPL/PXE Boot ROM with Realtek RTL8111DL
Audio	HD Codec audio as MIC-in/Line-in/Line-out/Speaker-out with Realtek ALC662
USB	7 x USB 2.0
SMBus	System Management Bus for advanced monitoring/control
Digital I/O	8 channels IN/OUT programmable

Features

- Intel® Atom™ processor N270 1.6 GHz with FSB 533 MHz
- Intel® 945GSE + ICH7M chipset
- With Intel® Gen 3.5 high performance integrated graphic controller for VGA and LVDS
- 7 USB 2.0 ports
- 4 COM ports
- PCI Express Mini Card expansion



▲ Top view



▲ Rear view

CF type-II
DDR2 SO-DIMM

Display

Chipset	Intel® GMA 950 graphics core
Memory Size	Intel® DVMT 3.0 compliant
Display Interface	1 x VGA 1 x LVDS; 18-bit single channel (SBC84833VGA-N270 w/18-bit LVDS) 1 x LVDS; 18/24-bit single/dual channel (SBC84833VGA-N270 w/24-bit LVDS)

Packing List

Standard

Quick installation guide, user's manual/utility CD, cable

Cable

Part Number	Description	Qty
59380000300E	2 x COM w/ bracket P=1.27 x 2.54 L=300mm	1
59384500100E	Audio cable w/ bracket P=2,450mm	1
59382631000E	2 x USB 2.0 wafer cable w/ bracket 180mm	1

Ordering Information

Standard

SBC84833VGA-N270 (P/N: E384833100)	3.5" SBC with Intel® Atom™ processor N270, VGA/24-bit w/ 24-bit LVDS 10/100/1000Mbps Ethernet, audio, 4 COM, 7 USB and PCI Express Mini Card
SBC84833VGA-N270 (P/N: E384833101)	3.5" SBC with Intel® Atom™ processor N270, VGA/18-bit w/ 18-bit LVDS 10/100/1000Mbps Ethernet, audio, 4 COM, 7 USB and PCI Express Mini Card

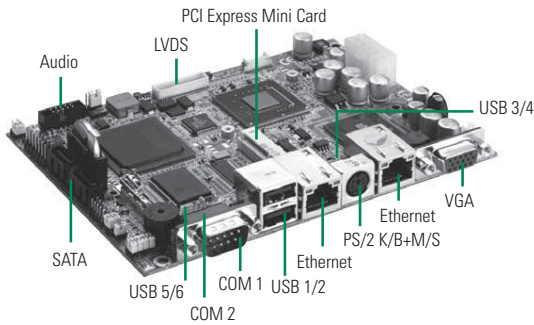
Optional/MOQ

SBC84833VGA-N270 (P/N: E384833102)	3.5" SBC with Intel® Atom™ processor N270, VGA/18-bit w/18-bit LVDS & WT 10/100/1000Mbps Ethernet, audio, 4 COM, 7 USB and W.T. (-20°C ~ +70°C)
------------------------------------	--

* W.T.: Wide Temperature

SBC84832

Intel® Atom™ N270 3.5" Embedded SBC with Intel® 945GSE + ICH7M Chipset, LVDS/VGA, DualView, 2 COM and Dual LANs



Fanless Low Power DualView PCIe Mini

System


CPU	Intel® Atom™ processor N270 1.6 GHz onboard with FSB 533 MHz
System Memory	1 x 200-pin SO-DIMM supports DDR2-400/533 max. up to 2 GB
Chipset	Intel® 945GSE + ICH7M
BIOS	AMI
SSD	1 x CompactFlash™ type-II
Watchdog Timer	255 levels, 1-255 sec.
Expansion Interface	1 x PCI Express Mini Card V1.2
Battery	Lithium 3V/220 mAH
Power Input	2 x 5-pin connector ATX standard power source AT Auto Power ON function supported
Power Requirements	Intel® Atom™ N270 @1.6 GHz, 1GB DDR2 Max. RMS: +5VSB @ 25.12mA, +5V @ 1.677A, +12V @ 184mA
Size	146 x 104 mm
Board Thickness	1.6 mm
Operating Temperature	0° ~ +60°C (32°F ~ 140°F), operation
Relative Humidity	10% ~ 95% relative humidity, non-condensing

I/O


MIO	1 x PS/2 keyboard and mouse 2 x RS-232; with +5V/+12V powered
SATA	2 x SATA-150
Hardware Monitoring	Detect CPU/system temperature and voltage
Ethernet	2 ports as 10/100/1000Mbps support Wake-on-LAN, RPL/PXE Boot ROM with Realtek RTL8111B (Standard version supports single LAN)
Audio	HD Codec audio as MIC-in/Line-in/Line-out/speaker-out with Realtek ALC662
USB	6 x USB 2.0
SMBus	System Management Bus for advanced monitoring/control
Digital I/O	3 channels IN and 5 channels OUT

Features

- Intel® Atom™ processor N270 1.6 GHz with FSB 533 MHz
- Intel® 945GSE + ICH7M chipset
- With Intel® Gen 3.5 high performance integrated graphics controller for VGA and LVDS
- 6 USB 2.0 ports
- 2 COM ports
- PCI Express Mini Card expansion



▲ Top view



▲ Rear view

CF type-II

DDR2 SO-DIMM

Display

Chipset	Intel® GMA 950 graphics core
Memory Size	Intel® DVMT 3.0 compliant
Display Interface	1 x VGA 1 x LVDS; 18-bit single channel (SBC84832VGA-N270 w/18-bit LVDS) 1 x LVDS; 18/24-bit single/dual channel (SBC84832VGA-N270 w/24-bit LVDS; SBC84832VGA-N270 w/24-bit LVDS)

Packing List

Standard		
Quick installation guide, user's manual/utility CD, cable		
Cable		
Part Number	Description	Qty
593826A0000E	SATA single cable 500mm/ced	1
59384500100E	Audio cable w/ bracket P=2,450mm	1
59382631000E	2 x USB 2.0 wafer cable w/ bracket 180mm	1
59402010000E	ATX power cable 10P L=150mm	1
Optional		
59382620000E	1 x COM cable w/ bracket P=2.0mm, L=300mm	

Ordering Information

Standard	
SBC84832VGA-N270	3.5" SBC with Intel® Atom™ processor N270, VGA/18-bit LVDS, 10/100/1000Mbps Ethernet, 2 COM, 6 USB audio and PCI Express Mini Card (P/N: E384832102)
SBC84832VGA-N270	3.5" SBC with Intel® Atom™ processor N270, VGA/24-bit LVDS, 10/100/1000Mbps Ethernet, 2 COM, 6 USB audio and PCI Express Mini Card (P/N: E384832101)
Optional	
SBC84832VGA-N270	3.5" SBC with Intel® Atom™ processor N270, VGA/24-bit LVDS, 2 10/100/1000Mbps Ethernet, 2 COM, 6 USB audio and PCI Express Mini Card (P/N: E384832100)

SBC Services and Solutions

Systems on Modules

Embedded SBCs >EPIC

Embedded SBCs >3.5" Capa

Embedded SBCs >Nano-ITX

Embedded SBCs >Pico-ITX

Embedded SBCs >PC/104

Industrial Motherboards

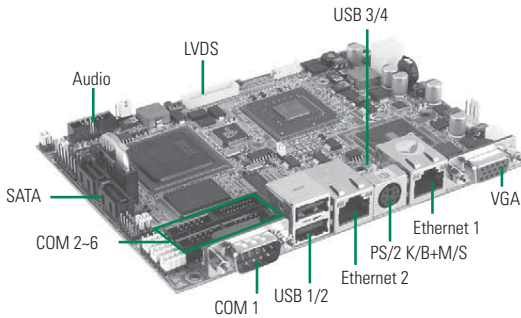
Slot CPU Cards

Accessories

Appendix

SBC84831

Intel® Atom™ N270 3.5" Embedded SBC with Intel® 945GSE + ICH7M Chipset, VGA/LVDS, DualView, 6 COM and Dual LANs



System


CPU	Intel® Atom™ processor N270 1.6 GHz onboard with FSB 533 MHz
System Memory	1 x 200-pin SO-DIMM supports DDR2-400/533 max. up to 2 GB
Chipset	Intel® 945GSE + ICH7M
BIOS	AMI
SSD	1 x CompactFlash™ type-II
Watchdog Timer	255 levels, 1-255 sec.
Expansion Interface	N/A
Battery	Lithium 3V/220 mAh
Power Input	2 x 2-pin connector +12V DC-in only AT Auto Power ON function supported
Power Requirements	Intel® Atom™ N270 @1.6 GHz, 1GB DDR2 Max. RMS: +12V @ 1.11A
Size	146 x 104 mm
Board Thickness	1.6 mm
Operating Temperature	Standard: 0° ~ +60°C (32°F ~ 140°F) Optional: -20°C ~ +70°C (-4°F ~ +158°F)
Relative Humidity	10% ~ 95% relative humidity, non-condensing

I/O


MIO	1 x PS/2 keyboard and mouse 6 x RS-232; with +5V/+12V powered
SATA	2 x SATA-150
Hardware Monitoring	Detect CPU/system temperature and voltage
Ethernet	2 ports as 10/100/1000Mbps support Wake-on-LAN, RPL/PXE Boot ROM with Realtek RTL8111B
Audio	AC'97 Codec audio as MIC-in/Line-in/Line-out/speaker-out with Realtek ALC203
USB	4 x USB 2.0
SMBus	System Management Bus for advanced monitoring/control
Digital I/O	3 channels IN and 5 channels OUT

Features

- Intel® Atom™ processor N270 1.6 GHz onboard with FSB 533 MHz
- Intel® 945GSE + ICH7M chipset
- With Intel® Gen 3.5 high performance integrated graphics controller for VGA and LVDS
- 4 USB 2.0 ports
- 6 COM ports



▲ Top view



▲ Rear view

CF type-II
DDR2 SO-DIMM

Display

Chipset	Intel® GMA 950 graphics core
Memory Size	Intel® DVM T 3.0 compliant
Display Interface	1 x VGA 1 x LVDS; 18-bit single channel (SBC84831VGA-N270 w/18-bit LVDS) 1 x LVDS; 18/24-bit single/dual channel (SBC84831VGA-N270 w/24-bit LVDS)

Packing List

Standard

Quick installation guide, user's manual/utility CD, cable

Cable

Part Number	Description	Qty
593826A0000E	SATA single cable 500mm/red	1
59384500100E	Audio cable w/ bracket P=2,450mm	1
59382631000E	2 x USB 2.0 wafer cable w/ bracket 180mm	1
59384500200E	2 x COM cable w/ bracket P=2.0mm, L=250mm	1

Ordering Information

Standard

SBC84831VGA-N270	3.5" SBC with Intel® Atom™ processor N270, VGA/18-bit LVDS, 2 10/100/1000Mbps Ethernet, 6 COM, 4 USB audio and CF (P/N: E384831100)
SBC84831VGA-N270	3.5" SBC with Intel® Atom™ processor N270, VGA/24-bit LVDS, 2 10/100/1000Mbps Ethernet, 6 COM, 4 USB audio and CF (P/N: E384831101)

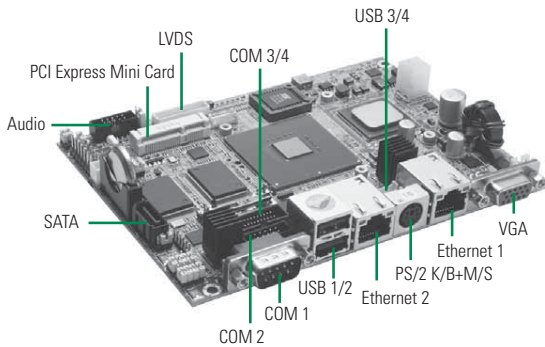
Optional/MOQ

SBC84831VGA-N270	3.5" SBC with Intel® Atom™ processor N270, VGA/24-bit w/ 24-bit LVDS & WT (P/N: E384831111)
SBC84831VGA-N270	3.5" SBC with Intel® Atom™ processor N270, VGA/18-bit w/ 18-bit LVDS & WT (P/N: E384831110)

* W.T.: Wide Temperature

SBC84826

Intel® Atom™ Z510PT 3.5" Embedded SBC with Intel® System Control Hub US15WPT Chipset, VGA/LVDS, Dual LANs and PCI Express Mini Card (-40°C ~ +85°C)



System


CPU	Intel® Atom™ processor Z510PT 1.1 GHz onboard with FSB 400 MHz
System Memory	1 x 200-pin SO-DIMM supports DDR2-400/533 max. up to 2 GB
Chipset	Intel® system control Hub US15WPT
BIOS	Phoenix-Award
SSD	1 x CompactFlash™ type-II socket
Watchdog Timer	255 levels, 0-255 sec.
Expansion Interface	1 x PCI Express Mini Card V1.2 (USB only, PCIe x1 optional)
Battery	Lithium 3V/195mAh
Power Input	2 x 2-pin connector +12V DC-in only AT Auto Power ON function supported
Power Requirement	Intel® Atom™ Z510PT @1.1 GHz, 1GB DDR2 Max. RMS: +12V @ 651mA
Size	146 x 102 mm
Board thickness	1.6 mm
Operating Temperature	-40°C ~ +85°C (-40°F ~ +185°F), operation
Relative Humidity	10% ~ 95% relative humidity, non-condensing

I/O


MIO	1 x PS/2 keyboard and mouse 4 x RS-232; with +5V/+12V powered
SATA	1 x SATA-300
Hardware Monitoring	Detect CPU/system temperature and voltage
Ethernet	1st port as 10/100/1000Mbps supports Wake-on-LAN, RPL/PXE Boot ROM with Intel® 82574IT 2nd port as 10/100Mbps with AX88772B
Audio	HD Codec audio as MIC-in/Line-in/Line-out/Speaker-out with Realtek ALC662
USB	4 x USB 2.0
SMBus	System Management Bus for advanced monitoring/control
Digital I/O	3 channels IN and 5 channels OUT

Features

- Intel® Atom™ processor Z510PT 1.1 GHz with FSB 400 MHz
- Intel® system control hub US15WPT chipset
- Integrated graphics controller for VGA and LVDS
- 4 USB 2.0 ports
- 4 COM ports
- PCI Express Mini Card expansion (USB only)
- Supports wide range temperature of -40°C ~ +85°C



▲ Top view



▲ Rear view

CF type-II
DDR2 SO-DIMM

Display

Chipset	Intel® GMA 500 graphics core
Memory Size	Max. up to 256 MB
Display Interface	1 x VGA 1 x LVDS; 18/24-bit single channel

Packing List

Standard		
Quick installation guide, user's manual/utility CD, cable		
Cable		
Part Number	Description	Qty
5938000300E	2 x COM w/ bracket P=1.27 x 2.54 L=300mm	1
59384500100E	Audio cable w/ bracket P=2,450mm	1
59382620000E	1 x COM cable w/ bracket P=2.0mm, L=300mm	1

Ordering Information

Standard		
SBC84826VGEA	3.5" SBC with Intel® Atom™ processor Z510PT 1.1 GHz, -Z510PT-RC w/WT	VGA/LVDS, 1 10/100/100 Mbps & 1 10/100Mbps Ethernet, (P/N: E384826100)
		4 COM, 4 USB, audio and W.T. (-40°C ~ +85°C)

* W.T.: Wide Temperature

SBC Services and Solutions

Systems on Modules

Embedded SBCs >EPIC

Embedded SBCs >3.5" Capa

Embedded SBCs >Nano-ITX

Embedded SBCs >Pico-ITX

Embedded SBCs >PC/104

Industrial Motherboards

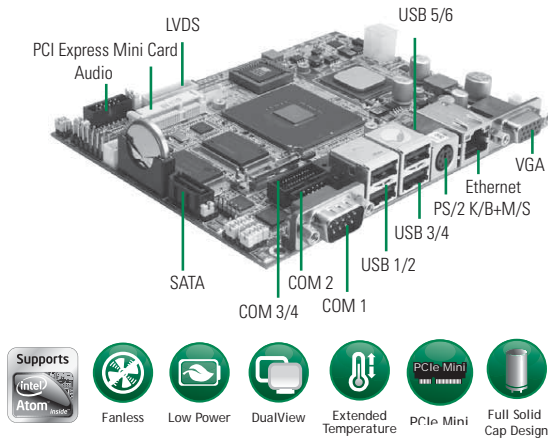
Slot CPU Cards

Accessories

Appendix

SBC84823

Intel® Atom™ Z510PT/ Z520PT 3.5" Embedded SBC with Intel® System Control Hub US15WPT Chipset, VGA/LVDS, DualView and PCI Express Mini Card (-40°C ~ +85°C)



System


CPU	Intel® Atom™ processor Z510PT 1.1 GHz and Z520PT 1.33 GHz onboard with FSB 400/533 MHz
System Memory	1 x 200-pin SO-DIMM supports DDR2-400/533 max. up to 2 GB
Chipset	Intel® System Controller Hub US15WPT
BIOS	Phoenix-Award
SSD	1 x CompactFlash™ type-II
Watchdog Timer	255 levels, 1-255 sec.
Expansion Interface	1 x PCI Express Mini Card V1.2 (USB only, PCIe x1 optional)
Battery	Lithium 3V/195 mAh
Power Input	2 x 2-pin connector +8V/+24V DC-in (+12V powered COM and LVDS inverter are supported with DC-in over +12V) AT Auto Power ON function supported
Power Requirements	*Intel® Atom™ Z520PT @1.33 GHz, 1GB DDR2 Max. RMS: +12V @ 736mA *Intel® Atom™ Z510PT @1.1 GHz, 1GB DDR2 Max. RMS: +12V @ 732mA
Size	146 x 104 mm
Board Thickness	1.6 mm
Operating Temperature	-40°C ~ +85°C (-40°F ~ +185°F), operation
Relative Humidity	10% ~ 95% relative humidity, non-condensing

I/O


MIO	1 x PS/2 keyboard and mouse 4 x RS-232; with +5V/+12V powered
SATA	1 x SATA-300
Hardware Monitoring	Detect CPU/system temperature and voltage
Ethernet	1 port as 10/100/1000Mbps supports Wake-on-LAN, RPL/PXE Boot ROM with Intel® 82574IT
Audio	HD Codec audio as MIC-in/Line-in/Line-out/Speaker-out with Realtek ALC886
USB	6 x USB 2.0
SMBus	System Management Bus for advanced monitoring/control
Digital I/O	3 channels IN & 5 channels OUT

Features

- Intel® Atom™ processor Z510PT (1.1 GHz)/ Z520PT (1.3 GHz) series with FSB 533 MHz
- Intel® system control hub US15WPT chipset
- Integrated graphics controller for VGA and LVDS
- 6 USB 2.0 ports
- 4 COM ports
- PCI Express Mini Card expansion (USB only)
- Supports wide range temperature of -40°C ~ +85°C



▲ Top view



▲ Rear view

CF type-II

DDR2 SO-DIMM

Display

Chipset	Intel® GMA 500 graphics core
Memory Size	Max. up to 256 MB
Display Interface	1 x VGA 1 x LVDS; 18/24-bit single channel

Packing List

Standard

Quick installation guide, user's manual/utility CD, cable

Cable

Part Number	Description	Qty
59380000300E	2 x COM w/ bracket P=1.27 x 2.54 L=300mm	1
59384500100E	Audio cable w/ bracket P=2, 450mm	1
59382620000E	1 x COM cable w/ bracket P=2.0mm, L=300mm	1

Ordering Information


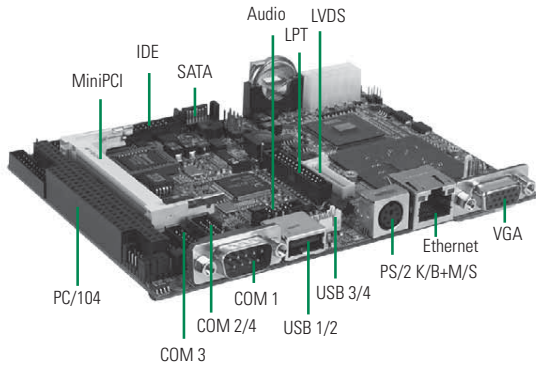
Standard

SBC84823VGA-Z510PT -RC w/WT (P/N: E384823100)	3.5" SBC with Intel® Atom™ processor Z510PT 1.1 GHz, VGA/LVDS, 10/100/1000Mbps Ethernet, 4 COM, 6 USB, audio and W.T. (-40°C ~ +85°C)
SBC84823VGA-Z520PT -RC w/WT (P/N: E384823102)	3.5" SBC with Intel® Atom™ processor Z520PT 1.3 GHz, VGA/LVDS, 10/100/1000Mbps Ethernet, 4 COM, 6 USB, audio and W.T. (-40°C ~ +85°C)

* W.T.: Wide Temperature

SBC84710

VIA V4 3.5" Embedded SBC with VIA CX700M Chipset, VGA/LVDS, DualView, 4 COM and PC/104



System


CPU	VIA V4 compliant Eden/C7 processor onboard with FSB 400/533 MHz
System Memory	1 x 200-pin SO-DIMM supports DDR2-400/533 max. up to 1 GB
Chipset	VIA CX700M
BIOS	Phoenix-Award
SSD	1 x CompactFlash™ type-II
Board Unique ID	Board Unique ID (optional)
Watchdog Timer	255 levels, 1-255 sec.
Expansion Interface	1 x MiniPCI 1 x PC/104 for 16-bit ISA bus
Battery	Lithium 3V/220 mAh
Power Input	2 x 5-pin connector ATX standard power source Optional DC-12V in only Optional DC-5V in only (+12V is required for +12V powered COM and LVDS inverter) AT Auto Power on function supported
Power Requirements	*VIA Eden @ 1.0 GHz, 1GB DDR2 Max. RMS: +5V @ 1.77A, +12V @ 130.7mA *VIA Eden @ 500 MHz, 1GB DDR2 Max. RMS: +5VSB @ 92.7mA, +5V @ 1.575A, +12V @ 67.99mA
Size	146 x 104 mm
Board Thickness	1.6 mm
Operating Temperature	0° ~ +60°C (32°F ~ 140°F), operation
Relative Humidity	10% ~ 95% relative humidity, non-condensing

I/O

MIO	1 x IDE; PATA-133 1 x PS/2 keyboard and mouse 1 x RS-232/422/485 (COM 1); with +5V/+12V powered 3 x RS-232 (COM 2/3/4); with +5V/+12V powered 1 x LPT; with SPP/EPP/ECP supported
SATA	1 x SATA-150
Hardware Monitoring	Detect CPU/system temperature, voltage and fan speed
Ethernet	1 port as 10/100Mbps supports Wake-on-LAN, RPL/PXE Boot ROM with Realtek RTL8139DL
Audio	HD Codec audio as MIC-in/Line-in/Line-out/speaker-out with VIA VT1708B
USB	4 x USB 2.0
Digital I/O	N/A

Features

- Low power fanless VIA V4 Eden/C7 processor onboard
- VIA CX700M chipset
- DualView with different content & resolution
- 4 COM ports and 4 USB 2.0 ports
- PC/104 and MiniPCI slots for expansion



Display

Chipset	VIA CX700M integrated
Memory Size	Max. up to 128 MB
Display Interface	1 x VGA 1 x LVDS; 18/24-bit single/dual channel

Packing List

Standard		
Quick installation guide, user's manual/utility CD, cable		
Cable		
Part Number	Description	Qty
59484500010E	44-44-40 pin IDE cable L=200mm+200mm	1
59402010000E	ATX power cable 10P L=150mm	1
59384500000E	COM + printer cable w/ bracket P=2.0, L=250mm	1
59384500100E	Audio cable w/ bracket P=2.0 L=450mm	1
59382631000E	2 x USB 2.0 wafer cable w/ bracket L=180mm	1
59380000300E	COM port x 2 w/ bracket, P=1.27 x 2.54 L=300mm	1
593826A0000E	SATA singal cable 500mm	1

Ordering Information

Standard	
SBC84710VEA-1GE (P/N: E384710119)	3.5" SBC with V4 Eden 1 GHz CPU, VGA/ LVDS, 10/100Mbps Ethernet, 4 COM, 4 USB, audio and 4 COM ports

SBC
Services
and Solutions

Systems
on
Modules

Embedded
SBCs
>EPIC

Embedded
SBCs
>3.5" Capa

Embedded
SBCs
>Nano-ITX

Embedded
SBCs
>Pico-ITX

Embedded
SBCs
>PC/104

Industrial
Mother-
boards

Slot
CPU
Cards

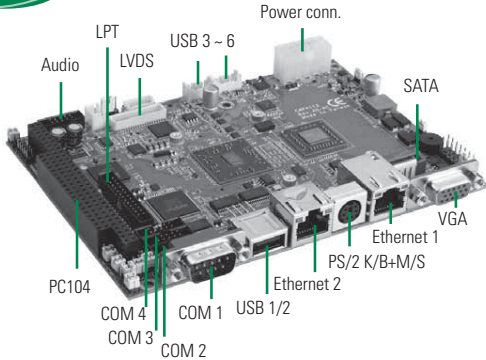
Accessories

Appendix

CAPA112

AMD G-Series APU 3.5" Embedded SBC with AMD A55E FCH, LVDS/VGA, Dual LANs and Audio

NEW



System

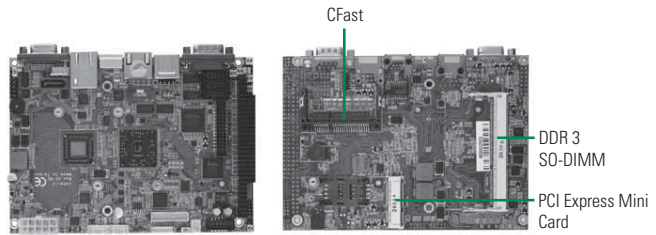
CPU	AMD G-Series APU T16R 615 MHz/ T40R 1.0 GHz single core/ T40E 1.0 GHz onboard
System Memory	1 x 204-pin SO-DIMM supports DDR3-1066 max. up to 4 GB
Chipset	AMD FCH A55E
BIOS	AMI UEFI BIOS
SSD	1 x CFast™
Watchdog Timer	255 levels, 1~255 sec.
Expansion Interface	1 x PCI Express Mini Card w/ mSATA support 1 x PC/104 for 16bit ISA bus
Battery	Lithium 3V/220mAh
Power Input	2 x 5-pin connector ATX standard power source DC+5V only (+12V is required for +12V powered COM and LVDS inverter) AT Auto Power ON function supported
Power Requirement	TBD
Size	146 x 104 mm
Board Thickness	1.6 mm
Operating Temperature	Standard: 0°C ~ +60°C (32°F ~ 140°F) Optional: -25°C ~ +70°C (-13°F ~ +158°F)
Operation Humidity	10% ~ 95% relative humidity, non-condensing

I/O

MIO	1 x RS-232/422/485 (COM 1); with +5V/+12V powered 3 x RS-232 (COM 2/3/4); with +5V/+12V powered 1 x PS/2 keyboard and mouse 1 x LPT; with SPP/EPP/ECP supported
SATA	1 x SATA-600
Hardware Monitoring	Detect CPU/system temperature and voltage
Ethernet	2 port 10/100/1000 Mbps supports Wake-on-LAN, RPL/PXE Boot ROM with Realtek RTL8111E
Audio	HD Codec audio as MIC-in/Line-in/Line-out with Realtek ALC662
USB	6 x USB 2.0
SMBus	System Management Bus for advanced monitoring/control
Digital I/O	8 channels IN/OUT programmed

Features

- AMD G-Series APU T16R (615 MHz)/ T40R (1.0 GHz)/ T40E (1.0 GHz)
- AMD A55E FCH
- 1 DDR3 SO-DIMM supports up to 4 GB memory capacity
- 6 USB 2.0 ports
- 4 COM ports



▲ Top view

▲ Rear view

Display

Chipset	AMD G-Series APU integrated graphic engine – Radeon™ HD6250
Memory Size	Max. up to 2 GB in 4 GB DDR3 module
Display Interface	1 x VGA 1 x LVDS; 18/24-bit single/dual channel

Packing List

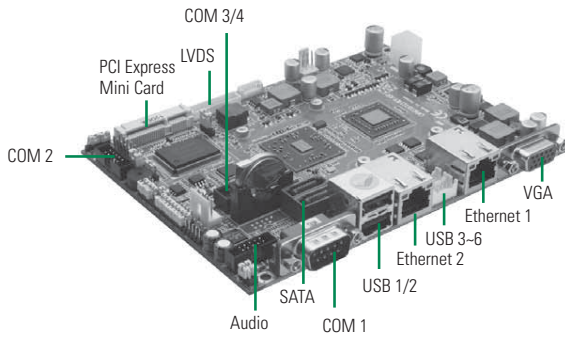
Standard		
Quick installation guide, user's manual/utility CD and cable		
Cable		
Part Number	Description	Qty
59382620000E	1 x COM w/bracket P=2.0mm, L=300mm	1
59384500100E	Audio cable w/bracket P=2,450mm	1
59382631000E	2 x USB 2.0 wafer cable w/bracket	1

Ordering Information

Standard	
CAPA112VGGA-T16R	3.5" SBC with AMD G-Series APU T16R 615 MHz and FCH A55E chipset, VGA/LVDS, 2 10/100/1000Mbps Ethernet and audio
CAPA112VGGA-T40R	3.5" SBC with AMD G-Series APU T40R 1.0 GHz and FCH A55E chipset VGA/LVDS, 2 10/100/1000Mbps Ethernet and audio
CAPA112VGGA-T40E	3.5" SBC with AMD G-Series APU T40E 1.0 GHz and FCH A55E chipset VGA/LVDS, 2 10/100/1000Mbps Ethernet and audio

CAPA111

AMD G-Series APU 3.5" Embedded SBC with AMD A50M FCH, LVDS/VGA, Dual LANs and Audio



System


CPU	AMD G-Series APU T40R 1.0 GHz single core and T40E 1.0 GHz dual core onboard
System Memory	1 x 204-pin SO-DIMM supports DDR3-1066 max. up to 4 GB
Chipset	AMD A50M FCH
BIOS	AMI UEFI BIOS
SSD	1 x CompactFlash™
Watchdog Timer	255 levels, 1~255 sec.
Expansion Interface	1 x PCI Express Mini Card V1.2
Battery	Lithium 3V/220mAH
Power Input	2 x 2-pin connector +12V DC-in only AT Auto Power ON function supported
Power Requirement	AMD G-Series APU T40E @ 1.0 GHz, 1GB DDR3 Max. RMS: +12V @ 1.06A AMD G-Series APU T40R @ 1.0 GHz, 1GB DDR3 Max. RMS: +12V @ 0.96A
Size	146 x 104mm
Board Thickness	1.6 mm
Operating Temperature	0° ~ +60°C (32°F ~ 140°F), operation
Operation Humidity	10% ~ 95% relative humidity, non-condensing

I/O


MIO	1 x RS-232/422/485 (COM 1); with +5V/+12V powered 3 x RS-232 (COM 2/3/4); with +5V/+12V powered
SATA	2 x SATA-600
Hardware Monitoring	Detect CPU/system temperature, voltage and fan speed
Ethernet	2 ports 10/100/1000 Mbps support Wake-on-LAN, RPL/PXE Boot ROM with Realtek RTL8111E
Audio	HD Codec audio as MIC-in/Line-in/Line-out/Speaker-out with Realtek ALC662
USB	6 x USB 2.0
SMBus	System Management Bus for advanced monitoring/control (optional)
Digital I/O	8 channels IN/OUT programmable

Features

- AMD G-Series APU T40R (1.0 GHz)/ T40E (1.0 GHz)
- AMD A50M FCH
- 1 DDR3 SO-DIMM supports up to 4 GB memory capacity
- 2 SATA-600 supported
- 6 USB 2.0 ports
- 4 COM ports
- DirectX 11 support



▲ Top view



▲ Rear view

Display

Chipset	AMD G-Series APU integrated graphic engine T40E/T40R - Radeon™ HD6250
Memory Size	Max. up to 2 GB in 4 GB DDR3 module
Display Interface	1 x VGA 1 x LVDS; 18/24-bit single/dual channel

Packing List

Standard

Quick installation guide, user's manual/utility CD, cable

Cable

Part Number	Description	Qty
59382620000E	1 x COM w/ bracket P=2.0mm, L=300mm	1
59384500100E	Audio cable w/ bracket P=2,450mm	1
59382631000E	2 x USB 2.0 wafer cable w/ bracket 180mm	1

Optional

59380000300E	2 x COM w/ bracket P=1.27 x 2.54 L=300mm
--------------	--

Ordering Information

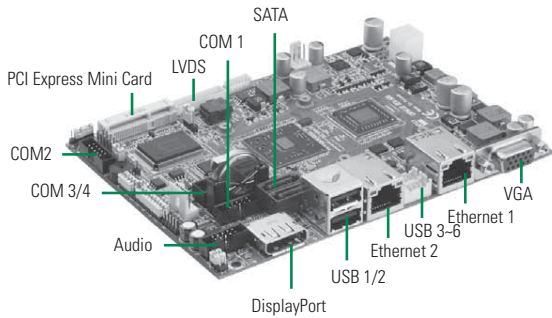
Standard

CAPA111VGGA-T40R (P/N: E38E111101)	3.5" SBC with AMD G-Series APU T40R 1.0 GHz, A50M chipset, VGA/LVDS, 2 10/100/1000Mbps Ethernet, 2 SATA-600, 4 COM, 6 USB and audio
CAPA111VGGA-T40E (P/N: E38E111100)	3.5" SBC with AMD G-Series APU T40E 1.0 GHz and A50M chipset VGA/LVDS, 2 10/100/1000Mbps Ethernet, 2 SATA-600, 4 COM, 6 USB and audio

* All specifications and photos are subject to change without notice.
© 2013 Axiomtek Co., Ltd. All rights reserved.

CAPA110

AMD G-Series APU 3.5" Embedded SBC with AMD A50M FCH, LVDS/DisplayPort/VGA, Dual LANs and Audio



System

CPU	AMD G-Series APU T56N 1.65 GHz dual core onboard
System Memory	1 x 204-pin SO-DIMM supports DDR3 1333 max. up to 4 GB
Chipset	AMD A50M FCH
BIOS	AMI UEFI BIOS
SSD	1 x CompactFlash™
Watchdog Timer	255 levels, 1–255 sec.
Expansion Interface	1 x PCI Express Mini Card V1.2
Battery	Lithium 3V/220mAH
Power Input	3. 2 x 2-pin connector +12V DC-in only AT Auto Power ON function supported
Power Requirement	AMD G-Series APU T56N @ 1.65 GHz, 1GB DDR3 Max. RMS: +12V @ 1.5A
Size	146 x 104mm
Board Thickness	1.6 mm
Operating Temperature	0° ~ +60°C (32°F ~ 140°F), operation
Operation Humidity	10% ~ 95% relative humidity, non-condensing

I/O


MIO	1 x RS-232/422/485 (COM1); with +5V/+12V powered 3 x RS-232 (COM2/3/4); with +5V/+12V powered
SATA	2 x SATA-600
Hardware Monitoring	Detect CPU/system temperature, voltage and fan speed
Ethernet	2 port 10/100/1000 Mbps supports Wake-on-LAN, RPL/PXE Boot ROM with Realtek RTL8111E
Audio	HD Codec audio as MIC-in/Line-in/Line-out/Speaker-out with Realtek ALC662
USB	6 x USB 2.0
SMBus	System Management Bus for advanced monitoring/control (optional)
Digital I/O	8 channels IN/OUT programmable

Display


Chipset	AMD G-series APU integrated graphic engine T56N - Radeon™ HD6320
Memory Size	Max. up to 2 GB in 4 GB DDR3 module
Display Interface	1 x VGA 1 x DisplayPort 1 x LVDS; 18/24-bit single/dual channel

Features

- AMD G-Series APU dual core T56N (1.65 GHz)
- AMD A50M FCH
- 1 DDR3 SO-DIMM supports up to 4 GB memory capacity
- 2 SATA-600 supported
- 6 USB 2.0 ports
- 4 COM ports
- DirectX 11 support



▲ Top view



▲ Rear view

CF type-II

DDR
SO-DIMM

Packing List

Standard

Quick installation guide, user's manual/utility CD, cable

Cable

Part Number	Description	Qty
59382620000E	1 x COM w/ bracket P=2.0mm, L=300mm	1
59384500100E	Audio cable w/ bracket P=2, 450mm	1
59382631000E	2 x USB 2.0 wafer cable w/ bracket 180mm	1

Optional

59380000300E	2 x COM w/ bracket P=1.27 x 2.54 L=300mm
59070213000E	DisplayPort to VGA cable, L=100mm
59040131000E	DisplayPort to DVI cable, L=220mm
59050203000E	DisplayPort to HDMI cable, L=185mm
59091501000E	DisplayPort to DisplayPort cable, L=1500mm

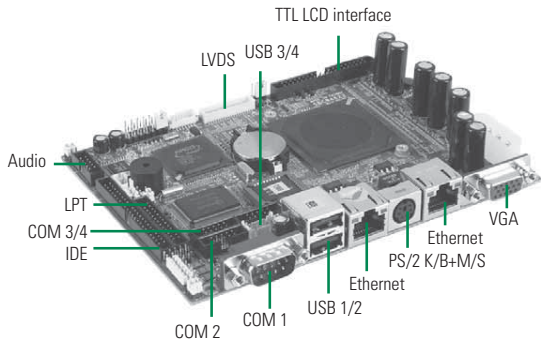
Ordering Information

Standard

CAPA110VPGGA-T56N (P/N: E38E110105)	3.5" SBC with AMD G-Series APU T56N 1.65 GHz, VGA/ DisplayPort/LVDS, 2 10/100/1000Mbps Ethernet 2 SATA-600, 4 COM, 6 USB and audio
--	--

SBC84622

AMD LX800 3.5" Embedded SBC with Dual LANs, 4 COM, 4 USB 2.0 and VGA/LVDS/TTL



Low Power DualView

System


CPU	AMD LX800 processor onboard
System Memory	1 x 200-pin SO-DIMM supports DDR-333/400 max. up to 1 GB
Chipset	AMD CS5536AD
BIOS	Phoenix-Award
SSD	1 x CompactFlash™ type-II
Watchdog Timer	255 levels, 1~255 sec.
Expansion Interface	N/A
Battery	Lithium 3V/220 mAH
Power Input	1 x 4-pin connector +5V DC-in only (+12V is required for +12V powered COM and LVDS inverter) AT Auto Power On function supported
Power Requirements	AMD LX800 @ 500 MHz, 1GB DDR Max. RMS: +5V @ 1.544A, +12V @ 33mA
Size	146 x 104 mm
Board Thickness	1.6 mm
Operating Temperature	Standard: 0° ~ +60°C (32°F ~ 140°F) Optional: -25°C ~ +70°C (-13°F ~ +158°F)
Relative Humidity	10% ~ 95% relative humidity, non-condensing

I/O


MIO	1 x IDE PATA-100 1 x PS/2 keyboard and mouse 4 x RS-232; with +5V/+12V powered 1 x LPT; with SPP/EPP/ECP supported
SATA	N/A
Hardware Monitoring	Detect CPU/system temperature and voltage
Digital I/O	3 channel IN and 5 channel OUT
Ethernet	2 ports as 10/100Mbps support Wake-on-LAN, RPL/PXE Boot ROM with Realtek RTL8139DL
Audio	AC'97 Codec audio as MIC-in/Line-in/Line-out/speaker-out with Realtek ALC203
USB	4 x USB 2.0
SMBus	System Management Bus for advanced monitoring/control

Features

- Low power fanless AMD LX800 processor
- AMD CS5536AD chipset
- Dual 10/100Mbps Ethernet supported
- 4 COM ports and 4 USB 2.0 ports
- VGA and LVDS/TTL LCD



▲ Top view



▲ Rear view

Display

Chipset	AMD LX integrated
Memory Size	Max. up to 254 MB
Display Interface	1 x VGA 1 x LCD interface for TTL (max. up to 24-bit) or LVDS (18/24-bit single channel)

Packing List

Standard		
Quick installation guide, user's manual/utility CD, cable		
Cable		
Part Number	Description	Qty
59384500200E	COM w/ bracket P=2.0mm L=250mm	1

Ordering Information

Standard	
SBC84622VEEA-500 W/TTL LCD (P/N: E384622100)	3.5" SBC with AMD LX800, VGA/TTL LCD, 2 10/100Mbps Ethernet 4 COM, 4 USB and AC'97 audio
SBC84622VEEA-500 w/ 24-bit LVDS LCD (P/N: E384622102)	3.5" SBC with AMD LX800, VGA/24-bit LVDS LCD, 2 10/100Mbps Ethernet 4 COM, 4 USB and AC'97 audio
SBC84622VEEA-500 w/ 18-bit LVDS LCD (P/N: E384622101)	3.5" SBC with AMD, VGA/18-bit LVDS LCD, 2 10/100Mbps Ethernet 4 COM, 4 USB and AC'97 audio

* W.T.: Wide Temperature

SBC Services and Solutions

Systems on Modules

Embedded SBCs >EPIC

Embedded SBCs >3.5" Capa

Embedded SBCs >Nano-ITX

Embedded SBCs >Pico-ITX

Embedded SBCs >PC/104

Industrial Motherboards



Slot CPU Cards

Accessories

Appendix

SBC84621

AMD LX800 3.5" Embedded SBC with Dual LANs, 4 COM, 4 USB 2.0 and VGA/LVDS (-40°C ~ +85°C)



System

CPU	AMD LX800 processor onboard
System Memory	1 x 200-pin SO-DIMM supports DDR-333/400 max. up to 1 GB
Chipset	AMD CS5536AD
BIOS	Phoenix-Award
SSD	1 x CompactFlash™ type-II
Board Unique ID	Board unique ID (optional)
Watchdog Timer	255 levels, 1~255 sec.
Expansion Interface	1 x Mini PCI 1 x PC/104 for 16-bit ISA bus
Battery	Lithium 3V/196 mAH
Power Input	2 x 5-pin connector +5V DC-in only (+12V is required for +12V powered COM and LVDS inverter) AT Auto Power ON function supported
Power Requirements	AMD LX800 @ 500 MHz, 512MB DDR Max. RMS: +5VSB @ 62.91mA, +3.3V @ 24.31mA, +5V @ 1.071A, +12V @ 24mA, -12V @ 25mA
Size	146 x 104 mm
Board Thickness	1.6 mm
Operating Temperature	Standard: 0° ~ +60°C (32°F ~ 140°F) Optional: -40°C ~ +85°C (-40°F ~ +185°F) -25°C ~ +70°C (-13°F ~ +158°F)
Relative Humidity	10% ~ 95% relative humidity, non-condensing

I/O

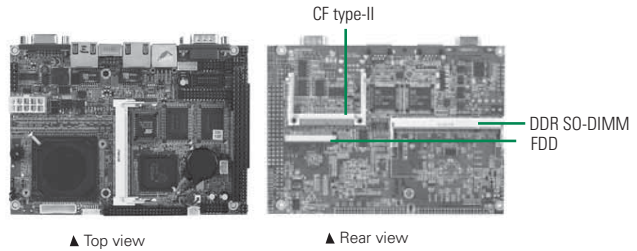
MIO	1 x IDE; PATA-100 1 x FDD (optional) 1 x PS/2 keyboard and mouse 1 x RS-232/422/485 (COM 1); with +5V/+12V powered 3 x RS-232 (COM 2/3/4); with +5V/+12V powered 1 x LPT; with SPP/EPP/ECP supported
SATA	N/A
Hardware Monitoring	Detect CPU/system temperature and voltage
Ethernet	2 ports as 10/100Mbps support Wake-on-LAN, RPL/PXE Boot ROM with Realtek RTL8139DL
Audio	AC'97 Codec audio as MIC-in/Line-in/Line-out/speaker-out with Realtek ALC203
USB	4 x USB 2.0
SMBus	System Management Bus for advanced monitoring/control
Digital I/O	Refer to Ordering information

Display

Chipset	AMD LX integrated
Memory Size	Max. up to 254 MB
Display Interface	1 x VGA 1 x LVDS; 18/24-bit single channel

Features

- Low power fanless AMD LX800 processor
- AMD CS5536AD chipset
- Dual 10/100Mbps Ethernet
- 4 COM ports and 4 USB 2.0 ports
- PC/104 and MiniPCI slots for expansion
- VGA and LVDS LCD



Packing List

Standard

Quick installation guide, user's manual/utility CD, cable

Cable

Part Number	Description	SBC84621	SBC84621	SBC84621
		VEEA-500	VEA-500	VEE-500
		Qty	Qty	Qty
59484500010E	44-44-40 pin IDE cable	1	1	1
59402010000E	ATX power cable 10P	1	1	1
59384500000E	COM + printer cable	1	1	
59384500100E	Audio cable w/ bracket	1	1	
59382631000E	2 x USB 2.0 wafer cable	1	1	1
59380000300E	COM port x 2 w/ bracket	1	1	
59380010300E	COM port x 1 w/ bracket			1

Ordering Information

Standard

Models	CPU	LCD	Ethernet	Audio	COM	PC/104	D I/O
SBC84621 VEEA-500 (P/N: E384621100)	LX800 500 MHz	VGA/18-bit LVDS	2	Yes	4	Yes	8-In and 8-Out
SBC84621 VEA-500 (P/N: E384621101)	LX800 500 MHz	VGA/18-bit LVDS	1	Yes	4	Yes	8-In and 8-Out
SBC84621 VEE-500 (P/N: E384621102)	LX800 500 MHz	VGA/18-bit LVDS	2	N/A	2	N/A	3-In and 5-Out
SBC84621 VEA-500 (P/N: E384621106)	LX800 500 MHz	VGA/24-bit LVDS	2	Yes	4	Yes	8-In and 8-Out
SBC84621 VEA-500 (P/N: E384621107)	LX800 500 MHz	VGA/24-bit LVDS	1	Yes	4	Yes	8-In and 8-Out


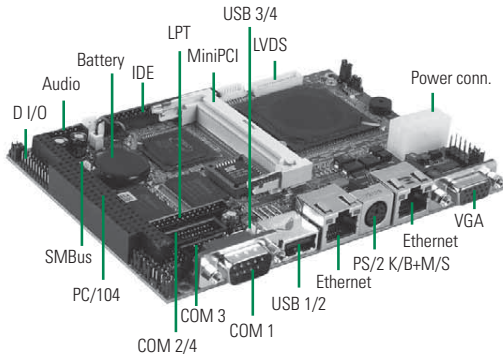
Optional

Models	CPU	LCD	Ethernet	Audio	COM	PC/104	D I/O	W.T.
SBC84621 VEA-500 (P/N: E384621109)	LX800 500 MHz	VGA/18-bit LVDS	1	Yes	4	Yes	8-In and 8-Out	-25°C~ +70°C
SBC84621 VEA-500 (P/N: E384621123)	LX800 500 MHz	VGA/24-bit LVDS	1	Yes	4	Yes	8-In and 8-Out	-25°C~ +70°C

* All specifications and photos are subject to change without notice.

SBC84620

AMD LX800 3.5" Embedded SBC with Dual LANs, 4 COM, 4 USB 2.0 and VGA/TTL (-40°C ~ +85°C)



System

CPU	AMD LX800 processor onboard
System Memory	1 x 200-pin SO-DIMM supports DDR-333/400 max. up to 1 GB
Chipset	AMD CS5536AD
BIOS	Phoenix-Award
SSD	1 x CompactFlash™ type-II
Board Unique ID	Board unique ID (optional)
Watchdog Timer	255 levels, 1~255 sec.
Expansion Interface	1 x MiniPCI 1 x PC/104 for 16-bit ISA bus
Battery	Lithium 3V/196 mA/H
Power Input	2 x 5-pin connector +5V DC-in only (+12V is required for +12V powered COM and LVDS inverter) AT Auto Power ON function supported
Power Requirements	AMD LX800 @ 500 MHz, 1GB DDR Max. RMS: +5VSB @ 98mA, +5V @ 1.295A, +12V @ 21mA, -12V @ 21mA
Size	146 x 104 mm
Board Thickness	1.6 mm
Operating Temperature	Standard: 0° ~ +60°C (32°F ~ 140°F) Optional: -40°C ~ +85°C (-40°F ~ +185°F) -25°C ~ +70°C (-13°F ~ +158°F)
Relative Humidity	10% ~ 95% relative humidity, non-condensing

I/O

MIO	1 x IDE; PATA-100 1 x FDD 1 x PS/2 keyboard and mouse 1 x RS-232/422/485 (COM 1); with +5V/+12V powered 3 x RS-232 (COM 2/3/4); with +5V/+12V powered 1 x LPT; with SPP/EPP/ECP supported
SATA	N/A
Hardware Monitoring	Detect CPU/system temperature and voltage
Ethernet	2 ports as 10/100Mbps support Wake-on-LAN, RPL/PXE Boot ROM with Realtek RTL8139DL
Audio	AC'97 Codec audio as MIC-in / Line-in/ Line-out/ Speaker-out with Realtek ALC203
USB	4 x USB 2.0
SMBus	System Management Bus for advanced monitoring/control
Digital I/O	Refer to ordering information


Display

Chipset	AMD LX integrated
Memory Size	Max. up to 254 MB
Display Interface	1 x VGA 1 x TTL LCD; max. up to 24-bit

* All specifications and photos are subject to change without notice.
© 2013 Axiomtek Co., Ltd. All rights reserved.

Features

- Low power fanless AMD LX800 processor
- AMD CS5536AD chipset
- Dual 10/100 Mbps Ethernet
- 4 COM ports and 4 USB 2.0 ports
- PC/104 and MiniPCI slots for expansion
- VGA and TTL LCD



Packing List

Standard

Quick installation guide, user's manual/utility CD, cable

Cable

Part Number	Description	SBC84620	SBC84620	SBC84620
		VEEA-500	VEA-500	VEE-500
		Qty	Qty	Qty
59484500010E	44-44-40 pin IDE cable	1	1	1
59402010000E	ATX power cable 10P	1	1	1
59384500000E	COM + printer cable	1	1	
59384500100E	Audio cable w/ bracket	1	1	
59382631000E	2 x USB 2.0 wafer cable	1	1	1
59380000300E	COM port x 2 w/ bracket	1	1	
59380010300E	COM port x 1 w/ bracket			1

Ordering Information

Standard

Models	CPU	LCD	Ethernet	Audio	COM	PC/104	D I/O
SBC84620	LX800	VGA/TTL	2	Yes	4	Yes	8-In and 8-out
VEEA-500	500 MHz						
(P/N: E384620100)							
SBC84620	LX800	VGA/TTL	1	Yes	4	Yes	8-In and 8-out
VEA-500	500 MHz						
(P/N: E384620101)							
SBC84620	LX800	VGA/TTL	2	N/A	2	N/A	3-In and 5-out
VEE-500	500 MHz						
(P/N: E384620102)							

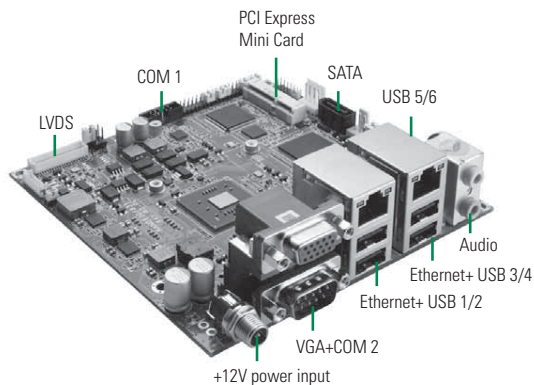
Optional

Models	CPU	LCD	Ethernet	Audio	COM	PC/104	D I/O	W.T.
SBC84620	LX800	VGA/TTL	2	N/A	2	N/A	3-In and 5-out	-25°C~ +70°C
VEE-500	500 MHz							
(P/N: E384620114)								
SBC84620	LX800	VGA/TTL	2	Yes	4	Yes	8-In and 8-out	-25°C~ +70°C
VEEA-500	500 MHz							
(P/N: E384620113)								

* W.T.: Wide Temperature

NANO831

Intel® Atom™ N2600 Nano-ITX SBC with Intel® NM10 Chipset, LVDS/VGA, Dual LANs and Audio



System

CPU	Intel® Atom™ processor N2600 1.6 GHz dual core onboard
System Memory	1 x 204-pin SO-DIMM supports DDR3-800 max. up to 2 GB
Chipset	Intel® NM10
BIOS	AMI UEFI BIOS
SSD	1 x CFast™
Watchdog Timer	255 levels, 1~255 sec.
Expansion Interface	1 x PCI Express Mini Card V1.2
Battery	Lithium 3V/220mAH
Power Input	DC power jack connector +12V DC-in only AT Auto Power ON function supported
Power Requirement	Intel® Atom™ N2600 @1.6 GHz, 1GB DDR3 Max. RMS: +12V @ 0.995A
Size	120 x 120 mm
Board Thickness	1.6 mm
Operating Temperature	0° ~ +60°C (32°F ~ 140°F), operation
Operation Humidity	10% ~ 95% relative humidity, non-condensing

I/O


MIO	1 x RS-232/422/485 (COM 1); with +5V/+12V powered 1 x RS-232 (COM 2); with +5V/+12V powered
SATA	1 x SATA-300
Hardware Monitoring	Detect CPU/system temperature, voltage and fan speed
Ethernet	2 ports as 10/100/1000 Mbps support Wake-on-LAN, RPL/PXE Boot ROM with Intel® 82583V
Audio	HD Codec audio as MIC-in/Line-out with Realtek ALC662
USB	6 x USB 2.0
SMBus	System Management Bus for advanced monitoring/control
Digital I/O	8 channels IN/OUT programmable
TPM	Infineon SLB9635 with TPM 1.2 compliant

Display


Chipset	Intel® GMA 3600 graphics core
Memory Size	Share system memory
Display Interface	1 x VGA 1 x LVDS; 18/24-bit single/dual channel

Features

- Intel® Atom™ processor N2600 (1.6 GHz)
- Intel® NM10 chipset
- 1 DDR3 SO-DIMM supports up to 2 GB memory capacity
- 6 USB 2.0 ports
- 2 COM ports
- Supports CFast™



▲ Top view



▲ Rear view



▲ Internal power connector (Optional)



Packing List

Standard

Quick installation guide, user's manual/utility CD, cable

Cable

Part Number	Description	Qty
59382620000E	1 x COM cable w/ bracket P=2.0 mm, L=300mm	1

Optional

59382631000E	2 x USB 2.0 wafer cable w/ bracket 180mm	
--------------	--	--

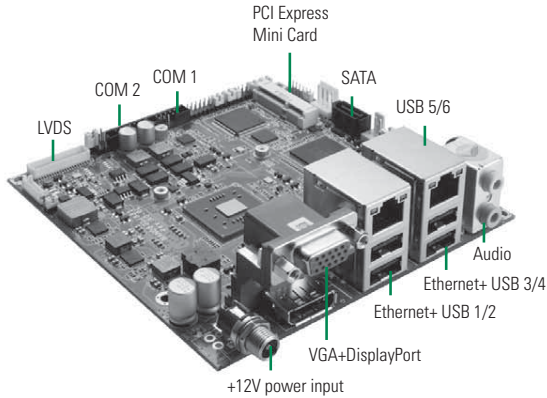
Ordering Information

Standard

NANO831VGA-N2600	Nano-ITX SBC with Intel® Atom™ processor N2600, VGA/LVDS, 2 10/100/1000Mbps Ethernet 2 COM, 6 USB, CFast and audio
(P/N: E38K831100)	

NANO830

Intel® Atom™ D2550 Nano-ITX SBC with Intel® NM10 Chipset, LVDS/DisplayPort/VGA, Dual LANs and Audio



System

CPU	Intel® Atom™ processor D2550 1.86 GHz dual core onboard
System Memory	1 x 204-pin SO-DIMM supports DDR3-1066 max. up to 4 GB
Chipset	Intel® NM10
BIOS	AMI UEFI BIOS
SSD	1 x CFast™
Watchdog Timer	255 levels, 1~255 sec.
Expansion Interface	1 x PCI Express Mini Card V1.2
Battery	Lithium 3V/220mAh
Power Input	DC power jack connector +12V DC-in only AT Auto Power ON function supported
Power Requirement	Intel® Atom™ D2550 @1.86 GHz, 1GB DDR3 Max. RMS: +12V @ 1.25A
Size	120 x 120 mm
Board Thickness	1.6 mm
Operating Temperature	-20° ~ +70°C (-4°F ~ +158°F), operation
Operation Humidity	10% ~ 95% relative humidity, non-condensing

I/O


MIO	1 x RS-232/422/485 (COM 1); with +5V/+12V powered 1 x RS-232 (COM 2); with +5V/+12V powered
SATA	1 x SATA-300
Hardware Monitoring	Detect CPU/system temperature, voltage and fan speed
Ethernet	2 ports as 10/100/1000 Mbps support Wake-on-LAN, RPL/PXE Boot ROM with Intel® 82583V
Audio	HD Codec audio as MIC-in/Line-out with Realtek ALC662
USB	6 x USB 2.0
SMBus	System Management Bus for advanced monitoring/control
Digital I/O	8 channels IN/OUT programmable
TPM	Infineon SLB9635 with TPM 1.2 compliant

Display


Chipset	Intel® GMA 3650 graphics core
Memory Size	Share system memory
Display Interface	1 x VGA 1 x DisplayPort 1 x LVDS; 18/24-bit single/dual channel

Features


- Intel® Atom™ processor D2550 (1.86 GHz)
- Intel® NM10 chipset
- 1 DDR3 SO-DIMM supports up to 4 GB memory capacity
- 6 USB 2.0 ports
- 2 COM ports
- Supports CFast™



▲ Top view



▲ Rear view



▲ Internal power connector (Optional)

Packing List

Standard

Quick installation guide, user's manual/utility CD, cable

Cable

Part Number	Description	Qty
59382620000E	1 x COM cable w/ bracket P=2.0 mm, L=300mm	1

Optional

59382631000E	2 x USB 2.0 wafer cable w/ bracket 180mm	
59070213000E	DisplayPort to VGA cable, L=100mm	
59040131000E	DisplayPort to DVI cable, L=220mm	
59050203000E	DisplayPort to HDMI cable, L=185mm	
59091501000E	DisplayPort to DisplayPort cable, L=1500mm	

Ordering Information

Standard

NANO830VPGA-D2550 (heatsink fan included) (P/N: E38K830100)	Nano-ITX SBC with Intel Atom processor D2550 1.86 GHz, VGA/DisplayPort/LVDS, 2 10/100/1000Mbps Ethernet 2 COM, 6 USB, CFast and audio
---	---

SBC Services and Solutions

Systems on Modules

Embedded SBCs >EPIC

Embedded SBCs >3.5" Capa

Embedded SBCs >Nano-ITX

Embedded SBCs >Pico-ITX

Embedded SBCs >PC/104

Industrial Motherboards

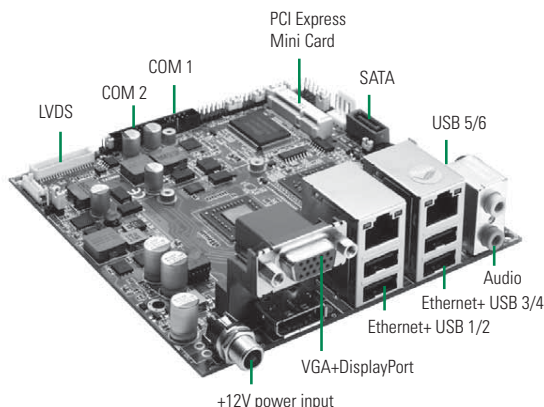
Slot CPU Cards

Accessories

Appendix

NANO100

AMD G-Series APU Nano-ITX SBC with AMD A50M FCH, LVDS/DisplayPort/VGA, Dual LANs and Audio



System

CPU	AMD G-Series APU T56N 1.65 GHz dual core onboard
System Memory	1 x 204-pin SO-DIMM supports DDR3-1333 max. up to 4 GB
Chipset	AMD A50M FCH
BIOS	AMI UEFI BIOS
SSD	1 x CFast™
Watchdog Timer	255 levels, 1~255 sec.
Expansion Interface	1 x PCI Express Mini Card V1.2
Battery	Lithium 3V/220mAH
Power Input	DC power jack connector +12V DC-in only AT Auto Power ON function supported
Power Requirement	AMD G-Series APU T56N @1.65 GHz, 1GB DDR3 Max. RMS: +12V @ 1.65A
Size	120 x 120mm
Board Thickness	1.6 mm
Operating Temperature	0° ~ +60°C (32°F ~ 140°F), operation
Relative Humidity	10% ~ 95% relative humidity, non-condensing

I/O


MIO	1 x RS-232/422/485 (COM 1); with +5V/+12V powered 1 x RS-232 (COM 2); with +5V/+12V powered
SATA	1 x SATA-600
Hardware Monitoring	Detect CPU/system temperature, voltage and fan speed
Ethernet	2 ports as 10/100/1000Mbps support Wake-on-LAN, RPL/PXE Boot ROM with Realtek RTL8111E
Audio	HD Codec audio as MIC-in/Line-out with Realtek ALC662
USB	6 x USB 2.0
SMBus	System Management Bus for advanced monitoring/control
Digital I/O	8 channels IN/OUT programmable

Display


Chipset	AMD G-Series APU integrated graphic engine T56N-Radeon™ HD6320
Memory Size	Max. up to 2 GB in 4 GB DDR3 module
Display Interface	1 x VGA 1 x DisplayPort 1 x LVDS; 18/24-bit single/dual channel

Features

- AMD G-Series APU T56N (1.65 GHz)
- AMD A50M FCH
- 1 DDR3 SO-DIMM supports up to 4 GB memory capacity
- 6 USB 2.0 ports
- Supports CFast™
- DirectX 11 supported



▲ Top view



▲ Rear view



▲ Internal power connector (Optional)

Packing List

Standard

Quick installation guide, user's manual/utility CD, cable

Cable

Part Number	Description	Qty
5938262000E	1 x COM cable w/ bracket P=2.0 mm, L=300mm	1

Optional

59382631000E	2 x USB 2.0 wafer cable w/ bracket 180mm	
59070213000E	DisplayPort to VGA cable, L=100mm	
59040131000E	DisplayPort to DVI cable, L=220mm	
59050203000E	DisplayPort to HDMI cable, L=185mm	
59091501000E	DisplayPort to DisplayPort cable, L=1500mm	

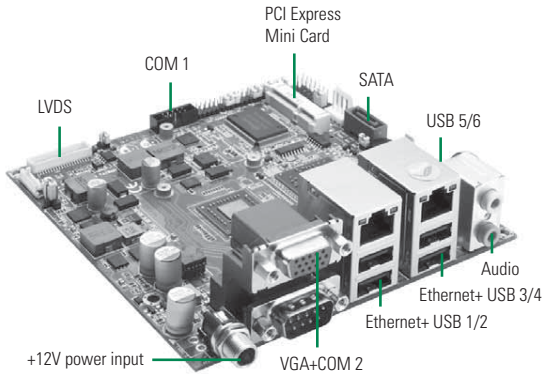
Ordering Information

Standard

NANO100VPGGA -T56N (P/N: E38K100100)	Nano-ITX SBC with AMD G-Series APU T56N 1.65 GHz, A50M FCH, VGA/DisplayPort/ LVDS, 2 10/100/1000Mbps Ethernet, 2 COM, 6 USB, CFast and audio
--	--

NANO101

AMD G-Series APU Nano-ITX SBC with AMD A50M FCH, LVDS/VGA, Dual LANs and Audio



System

CPU	AMD G-Series APU T40R 1.0 GHz single core or T40E 1.0 GHz dual core onboard
System Memory	1 x 204-pin SO-DIMM supports DDR3-1066 max. up to 4 GB
Chipset	AMD A50M FCH
BIOS	AMI UEFI BIOS
SSD	1 x CFast™
Watchdog Timer	255 levels, 1~255 sec.
Expansion Interface	1 x PCI Express Mini Card V1.2
Battery	Lithium 3V/220mAh
Power Input	DC power jack connector +12V DC-in only AT Auto Power ON function supported
Power Requirement	AMD G-Series APU T40E @1.0 GHz, 1GB DDR3 Max. RMS: +12V @ 1.11A AMD G-Series APU T40R @1.0 GHz, 1GB DDR3 Max. RMS: +12V @ 1.06A
Size	120 x 120mm
Board Thickness	1.6 mm
Operating Temperature	0° ~ +60°C (32°F ~ 140°F), operation
Relative Humidity	10% ~ 95% relative humidity, non-condensing

I/O

MIO	1 x RS-232/422/485 (COM 1); with +5V/+12V powered 1 x RS-232 (COM 2); with +5V/+12V powered
SATA	1 x SATA-600
Hardware Monitoring	Detect CPU/system temperature and voltage
Ethernet	2 ports as 10/100/1000 Mbps support Wake-on-LAN, RPL/PXE Boot ROM with Realtek RTL8111E
Audio	HD Codec audio as MIC-in/Line-out with Realtek ALC662
USB	6 x USB 2.0
SMBus	System Management Bus for advanced monitoring/control
Digital I/O	8 channels IN/OUT programmable


Display

Chipset	AMD G-Series APU integrated graphic engine T40E/ T40R-Radeon™ HD6250
Memory Size	Max. up to 2 GB in 4 GB DDR3 module
Display Interface	1 x VGA 1 x LVDS; 18/24-bit single/dual channel

* All specifications and photos are subject to change without notice.
© 2013 Axiomtek Co., Ltd. All rights reserved.

Features

- AMD G-Series APU T40R (1.0 GHz)/ T40E (1.0 GHz)
- AMD A50M FCH
- 1 DDR3 SO-DIMM supports up to 4 GB memory capacity
- 6 USB 2.0 ports
- Supports CFast™
- DirectX 11 supported



▲ Top view

▲ Rear view



▲ Internal power connector (Optional)

Packing List

Standard		
Quick installation guide, user's manual/utility CD, cable		
Cable		
Part Number	Description	Qty
59382620000E	1 x COM cable w/ bracket P=2.0 mm, L=300mm	1
Optional		
59382631000E	2 x USB 2.0 wafer cable w/ bracket 180mm	

Ordering Information

Standard	
NANO101VGA-T40R (P/N: E38K101100)	Nano-ITX SBC with AMD G-Series APU T40R 1.0 GHz, A50M FCH, VGA/LVDS, 2 10/100/1000Mbps Ethernet, 2 COM, 6 USB, CFast and audio
NANO101VGA-T40E (P/N: E38K101101)	Nano-ITX SBC with AMD G-Series APU T40E 1.0 GHz, A50M FCH, VGA/LVDS, 2 10/100/1000Mbps Ethernet, 2 COM, 6 USB, CFast and audio

SBC Services and Solutions

Systems on Modules

Embedded SBCs >EPIC

Embedded SBCs >3.5" Capa

Embedded SBCs >Nano-ITX

Embedded SBCs >Pico-ITX

Embedded SBCs >PC/104

Industrial Motherboards



Slot CPU Cards

Accessories

Appendix

PICO100

AMD G-Series APU Pico-ITX SBC with AMD A50M FCH, LVDS/DisplayPort (VGA), LAN and Audio



System

CPU	AMD G-Series APU T40E 1.0 GHz dual core or T40R 1.0 GHz single core onboard
System Memory	1 x 204-pin SO-DIMM supports DDR3-1066 max. up to 4 GB
Chipset	AMD A50M FCH
BIOS	AMI UEFI BIOS
SSD	1 x CompactFlash™
Watchdog Timer	255 levels, 1 ~ 255 sec.
Expansion Interface	N/A
Battery	Lithium 3V/220mAH
Power Input	DC power jack connector +5V DC-in only AT Auto Power On function supported
Power Requirements	*AMD G-Series APU T40E @1.0 GHz, 1GB DDR3 Max. RMS: +5V @ 3.16A *AMD G-Series APU T40R @1.0 GHz, 1GB DDR3 Max. RMS: +5V @ 2.93A
Size	100 x 72 mm
Board Thickness	1.6 mm
Operating Temperature	0° ~ +60°C (32°F ~ 140°F), operation
Relative Humidity	10% ~ 95% relative humidity, non-condensing

I/O


MIO	1 x PS/2 keyboard and mouse 2 x RS-232
SATA	1 x SATA-600
Hardware Monitoring	Detect CPU/system temperature and voltage
Ethernet	1 port 10/100/1000 Mbps supports Wake-on-LAN, RPL/PXE Boot ROM with Realtek RTL8111E
Audio	HD Codec audio as MIC-in/Line-out with Realtek ALC662
USB	4 x USB 2.0
SMBus	System Management Bus for advanced monitoring/control
Digital I/O	N/A

Display


Chipset	AMD G-Series APU integrated graphics engine T40E/ T40R - Radeon™ HD6250
Memory Size	Max. up to 2 GB in 4 GB DDR3 module
Display Interface	1 x VGA or 1 x DisplayPort 1 x LVDS; 18 bit single channel

Features


- AMD G-Series APU T40E (1.0 GHz)/ T40R (1.0 GHz)
- AMD A50M FCH
- 1 DDR3 SO-DIMM supports up to 4 GB memory capacity
- 4 USB 2.0 ports
- 2 COM ports




▲ Side view



▲ Rear view



▲ Internal power connector (Optional)



▲ Assembly view

Packing List

Standard

Quick installation guide, user's manual/utility CD, cable and accessories

Accessories

Part Number	Description	Qty
E393238101	AX93238 I/O board	1
594PICO8200E	DC power cable	1
59411208000E	SATA cable	1
59405300610E	SATA power cable	1

Ordering Information

Standard


PICO100VGA-T40E (P/N: E38H100109)	Pico-ITX SBC with AMD G-Series APU T40E 1.0 GHz processor, VGA/LVDS, 1 10/100/1000Mbps Ethernet, 2 COM, SATA-600 and audio
PICO100PGA-T40E (P/N: E38H100111)	Pico-ITX SBC with AMD G-Series APU T40E 1.0 GHz processor, DisplayPort/LVDS, 1 10/100/1000Mbps Ethernet, 2 COM, SATA-600 and audio
PICO100VGA-T40R (fanless) (P/N: E38H100110)	Pico-ITX SBC with AMD G-Series APU T40R 1.0 GHz processor, VGA/LVDS, 1 10/100/1000Mbps Ethernet, 2 COM, SATA-600 and audio
PICO100PGA-T40R (fanless) (P/N: E38H100112)	Pico-ITX SBC with AMD G-Series APU T40R 1.0 GHz processor, DisplayPort/LVDS, 1 10/100/1000Mbps Ethernet, 2 COM, SATA-600 and audio

Optional

5938H820010E	COM x 2 + audio cable
5938H820000E	USB x 4 + Mini DIN cable
5948H823000E	DC power cable (for internal power connector)
59040131000E	DisplayPort to DVI cable, L=220mm
59050203000E	DisplayPort to HDMI cable, L=185mm
59091501000E	DisplayPort to DisplayPort cable, L=1500mm

PICO831

Intel® Atom™ N2600/ N2800 Pico-ITX SBC with Intel® NM10 Chipset, LVDS/VGA, LAN and Audio



System

CPU	Intel® Atom™ processor N2800 1.8 GHz, N2600 1.6 GHz dual core onboard
System Memory	1 x 204-pin DDR3-800/1066 SO-DIMM max. up to 4 GB (N2600 supports DDR3 800 max. up to 2 GB)
Chipset	Intel® NM10
BIOS	AMI UEFI BIOS
SSD	SATA SSD 16 GB (optional)
Watchdog Timer	255 levels, 1~255 sec.
Expansion Interface	1 x full-Size Mini PCI Express Mini Card with mSATA supported 1 x half-Size Mini PCI Express Mini Card
Battery	Lithium 3V/220mAH
Power Input	1 x 4-pin connector +5V DC-in only AT Auto Power On function supported
Power Requirements	Intel® Atom™ N2800 @ 1.86 GHz, 1GB DDR3 Max. RMS: +5V @ 2.9A Intel® Atom™ N2600 @ 1.6 GHz, 1GB DDR3 Max. RMS: +5V @ 2.6A
Size	100 x 72 mm
Board Thickness	1.6 mm
Temperature	0°C ~ +60°C (32°F ~ 140°F), operation
Relative Humidity	10% ~ 95% relative humidity, non-condensing

I/O

MIO	1 x RS-232/422/485 1 x RS-232
SATA	1 x SATA-300
Hardware Monitoring	Detect CPU/system temperature and voltage
Ethernet	1 port as 10/100/1000 Mbps supports Wake-on-LAN, RPL/PXE Boot ROM with Realtek RTL8111E
Audio	HD Codec audio as MIC-in/Line-in/Line-out with Realtek ALC662
USB	4 x USB 2.0
SMBus	System Management Bus for advanced monitoring/control
Digital I/O	N/A

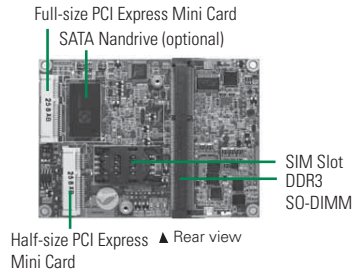
Display

Chipset	Intel® integrated Gfx graphic engine
Memory Size	Share System memory
Display Interface	1 x VGA 1 x LVDS; 18/24-bit single channel

* All specifications and photos are subject to change without notice.
© 2013 Axiomtek Co., Ltd. All rights reserved.

Features

- Intel® Atom™ processor N2800 (1.8 GHz)/ N2600 (1.6 GHz) dual core onboard
- Intel® NM10 chipset
- 1 DDR3 SO-DIMM supports up to 4 GB memory capacity
- 4 USB 2.0 ports
- 2 COM ports



▲ Assembly view

Packing List

Standard

Quick installation guide, user's manual/utility CD and accessories

Accessories

Part Number	Description	Qty
85932651000E	AX93265 I/O board	1
85932671000E	AX93267 I/O board	1
59406308010E	SATA cable	1
59405300610E	SATA power cable	1
5078H831000E	Heatspreader	1
5078H100200E	Heatsink	1

Optional

594H8302800E	USB CABLE 20x2P P=2.0 L=200mm
594H8303000E	AUDIO CABLE 20x2P P=2.0 L=200mm
594H8301600E	Power/Reset button + LED CABLE
594H8302100E	COM CABLE 10x2P P=2.0 L=200mm
59340000200E	USB+AUDIO+LED CABLE L=200mm

Ordering Information

Standard

PICO831VGA-N2600 (P/N: E38H831101)	Pico-ITX SBC with Intel® Atom™ processor N2600 1.6 GHz, VGA/LVDS, 1 10/100/1000Mbps, 2 COM, 4 USB and Audio
PICO831VGA-N2800 (P/N: E38H831100)	Pico-ITX SBC with Intel® Atom™ processor N2800 1.8 GHz, VGA/LVDS, 1 10/100/1000Mbps, 2 COM, 4 USB and Audio

SBC Services and Solutions

Systems on Modules

Embedded SBCs >EPIC

Embedded SBCs >3.5" Capa

Embedded SBCs >Nano-ITX

Embedded SBCs >PC-ITX

Embedded SBCs >PC/104

Industrial Motherboards


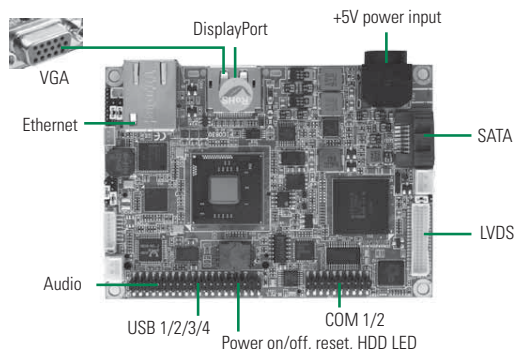
Slot CPU Cards

Accessories

Appendix

PICO830

Intel® Atom™ N2600/ N2800 Pico-ITX SBC with Intel® NM10 Chipset, LVDS/ DisplayPort or VGA, LAN and Audio



System

CPU	Intel® Atom™ processor N2800 1.86 GHz/ N2600 1.6 GHz dual core on-board
System Memory	1 x 204-pin SO-DIMM supports DDR3-800/1066 max. up to 4 GB (N2600 supports DDR3 800 max. up to 2 GB)
Chipset	Intel® NM10
BIOS	AMI UEFI BIOS
SSD	1 x CFast™
Watchdog Timer	255 levels, 1 ~ 255 sec.
Expansion Interface	N/A
Battery	Lithium 3V/220mAH
Power Input	DC power jack connector +5V DC-in only AT Auto Power On function supported
Power Requirements	Intel® Atom™ N2800 @ 1.86 GHz, 1GB DDR3 Max. RMS: +5V @ 3A Intel® Atom™ N2600 @ 1.6 GHz, 1GB DDR3 Max. RMS: +5V @ 2.7A
Size	100 x 72 mm
Board Thickness	1.6 mm
Operating Temperature	0°C ~ +60°C (32°F ~ 140°F), operation
Relative Humidity	10% ~ 95% relative humidity, non-condensing

I/O

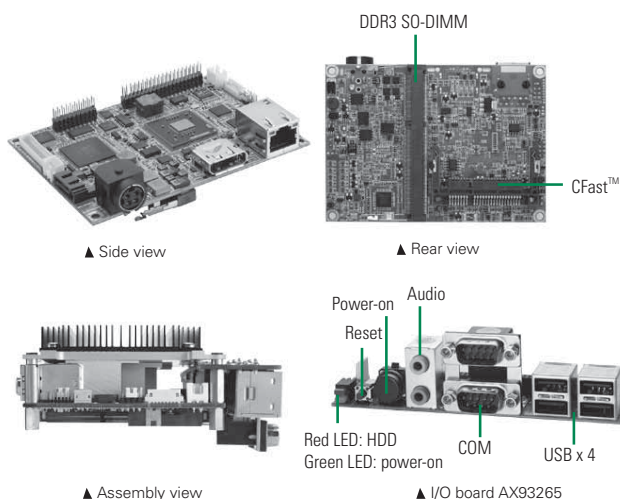
MIO	1 x RS-232/422/485 1 x RS-232
SATA	1 x SATA-300
Hardware Monitoring	Detect CPU/system temperature and voltage
Ethernet	1 port as 10/100/1000 Mbps supports Wake-on-LAN, RPL/PXE Boot ROM with Intel® 82583V
Audio	HD Codec audio as MIC-in/Line-out with Realtek ALC662
USB	4 x USB 2.0
SMBus	System Management Bus for advanced monitoring/control
Digital I/O	N/A

Display

Chipset	Intel® GMA 3650 graphics core for N2800 Intel® GMA 3600 graphics core for N2600
Memory Size	Share system memory
Display Interface	1 x VGA or 1 x DisplayPort 1 x LVDS; 18/24-bit single/dual channel

Features

- Intel® Atom™ processor N2800 (1.86 GHz)/ N2600 (1.6 GHz)
- Intel® NM10 chipset
- 1 DDR3 SO-DIMM supports up to 4 GB memory capacity
- 4 USB 2.0 ports
- 2 COM ports



Packing List

Standard

Quick installation guide, user's manual/utility CD and accessories

Accessories

Part Number	Description	Qty
85932651000E	AX93265 I/O board	1
594PICO8200E	DC power cable	1
594K5328200E	SATA+power wire cable L=60mm	1
5078H830000E	Heatspreader	1
5078H100200E	Heatsink	1

Optional

Part Number	Description
59040131000E	DisplayPort to DVI cable, L=220mm
59050203000E	DisplayPort to HDMI cable, L=185mm
59091501000E	DisplayPort to DisplayPort cable, L=1500mm
594H8302800E	USB CABLE 20x2P P=2.0 L=200mm
594H8303000E	AUDIO CABLE 20x2P P=2.0 L=200mm
594H8301600E	Power/Reset button + LED CABLE
594H8302100E	COM CABLE 10x2P P=2.0 L=200mm
59340000200E	USB+AUDIO+LED CABLE L=200mm

Ordering Information


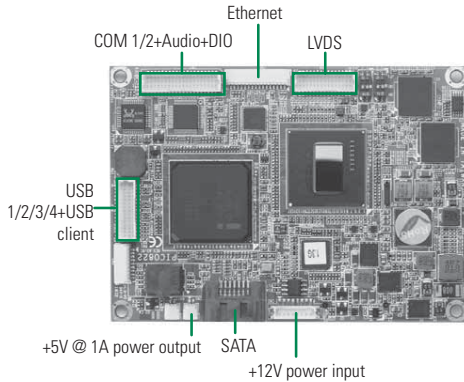
Standard

PICO830VGA-N2600 (P/N: E38H830100)	Pico-ITX SBC with Intel® Atom™ processor N2600 1.6 GHz, VGA/LVDS, 1 10/100/1000Mbps, 2 COM and audio
PICO830PGA-N2600 (P/N: E38H830102)	Pico-ITX SBC with Intel® Atom™ processor N2600 1.6 GHz, DisplayPort/LVDS, 1 10/100/1000Mbps, 2 COM and audio
PICO830VGA-N2800 (P/N: E38H830101)	Pico-ITX SBC with Intel® Atom™ processor N2800 1.8 GHz, VGA/LVDS, 1 10/100/1000Mbps, 2 COM and audio
PICO830PGA-N2800 (P/N: E38H830103)	Pico-ITX SBC with Intel® Atom™ processor N2800 1.8 GHz, DisplayPort/LVDS, 1 10/100/1000Mbps, 2 COM and audio

* All specifications and photos are subject to change without notice.

PICO822

Intel® Atom™ E620T/ E680T Pico-ITX SBC with LVDS, SATA, LAN and SSD



System

CPU	Intel® Atom™ E620T/ E680T
System Memory	1 GB DDR2-800 onboard
Chipset	Intel® EG20T PCH
BIOS	AMI UEFI BIOS
SSD	SATA SSD 8GB/16GB/32GB (optional)
Watchdog Timer	255 levels, 1~255 sec.
Expansion Interface	1 x SDVO, 1 x PCIe x1, 1 x UART, 1 x SMBus, 1 x USB (through expansion connector)
Battery	Lithium 3V/ 225mAH
Power Input	Customized connector via power cable +12V DC-in only
Power Requirements	Intel® Atom™ E620T 600 MHz, 1GB DDR2 Max RMS: +12V @ 1.8A Intel® Atom™ E680T 1.6 GHz, 1GB DDR2 Max RMS: +12V @ 2.1A
Size	100 x 72 mm
Board Thickness	1.6 mm
Operating Temperature	Refer to ordering information
Relative Humidity	10% ~ 95% relative humidity, non-condensing

I/O


MIO	2 x RS-232
SATA	1 x SATA-300
Hardware Monitoring	Detect CPU/System temperature and voltage
Ethernet	1 port as 10/100/1000Mbps supports Wake-on-LAN RPL/PXE Boot ROM with Realtek RTL8111E
Audio	HD Codec audio as Mic-in/Line-in/Line-out with Realtek ALC886
USB	4 x USB 2.0 1 x client USB 2.0
SMBus	System Management Bus for advanced monitoring/control
Digital I/O	8 channels IN/OUT

Display

Chipset	Intel® GMA 600 graphics core
Memory Size	256MB
Display Interface	1 x LVDS; 18/24-bit single channel

Features

- Ultra low power Intel® Atom™ E620T/ E680T
- Intel® EG20T PCH
- 2 COM and 4 USB 2.0 + 1 client USB 2.0 supported
- LVDS LCD and backlight brightness control
- 1 10/100/1000Mbps Ethernet
- Onboard SATA SSD (optional)




▲ Top view

▲ Rear view



▲ Side view with heatspreader



VGA ▲ AX93268

PCI Express Mini card

Packing List

Standard

Quick installation guide, user's manual/utility CD and accessories

Accessories

Part Number	Description	Qty
594H822700E	Ethernet cable w/ RJ45	1
594H8223000E	Cable for COM, audio	1
594H8222810E	USB cable w/o USB client	1
594H8220200E	Power cable	1
594H8220600E	SATA power cable	1
59406308010E	SATA power cable	1
5078H822100E	Heatsink	1
5078H822000E	Heatspreader	1

Ordering Information

Standard

Model	Display Board	Operation Temperature	PCI Express Mini Card
PICO822LGA-E620T (P/N: E38H822101)	AX93221 24bit LVDS to DVI-D	-20°C ~ +70°C (-4°F ~ +158°F)	N/A
PICO822LGA-E680T (P/N: E38H822105)	AX93221 24bit LVDS to DVI-D	-20°C ~ +70°C (-4°F ~ +158°F)	N/A
PICO822LGA-E620T w/AX93268 (P/N: E38H822107)	AX93268 VGA	0°C ~ +60°C (32°F ~ 140°F)	1
PICO822LGA-E680T w/AX93268 (P/N: E38H822108)	AX93268 VGA	0°C ~ +60°C (32°F ~ 140°F)	1

SBC Services and Solutions

Systems on Modules

Embedded SBCs >EPIC

Embedded SBCs >3.5" Capa

Embedded SBCs >Nano-ITX

Embedded SBCs >Pico-ITX

Embedded SBCs >PC/104

Industrial Motherboards

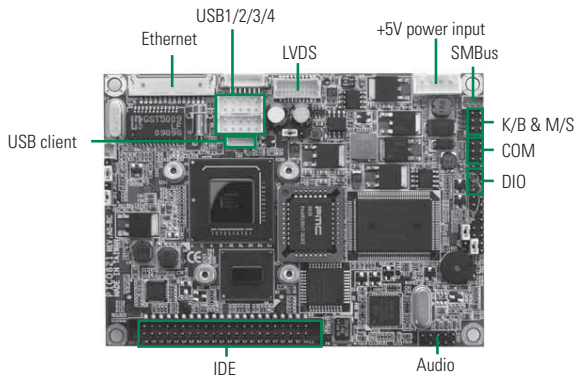
Slot CPU Cards

Accessories

Appendix

PICO821

Intel® Atom™ Z510/ Z530 Pico-ITX SBC with LVDS, PATA, LAN and CF



System


CPU	Intel® Atom™ processor Z510 1.1 GHz and Z530 1.6 GHz onboard with FSB 400/533 MHz
System Memory	1 x 200-pin SO-DIMM supports DDR2-400/533 max. up to 2 GB
Chipset	Intel® System Controller Hub US15W
BIOS	Phoenix-Award
SSD	1 x CompactFlash™ type-II
Watchdog Timer	255 levels, 1-255 sec.
Expansion Interface	N/A
Battery	Lithium 3V/225 mAH
Power Input	1 x 4-pin connector +5V DC-in only AT Auto Power on function supported
Power Requirements	*Intel® Atom™ Z530 @1.6 GHz, 1GB DDR2 Max. RMS: +5V @ 1.59A *Intel® Atom™ Z510 @1.1 GHz, 1GB DDR2 Max. RMS: +5V @ 1.387A
Size	100 x 72 mm
Board Thickness	1.6 mm
Operating Temperature	0° ~ +60°C (32°F ~ 140°F), operation
Relative Humidity	10% ~ 95% relative humidity, non-condensing

I/O

MIO	1 x IDE; PATA-100 1 x PS/2 keyboard and mouse 1 x RS-232
SATA	N/A
Hardware Monitoring	Detect CPU/system temperature and voltage
Ethernet	1 port as 10/100/1000Mbps supports Wake-on-LAN RPL/PXE Boot ROM with Realtek RTL8111B
Audio	HD Codec audio as Mic-in/Line-in/Line-out with Realtek ALC886
USB	4 x USB 2.0 1 x client USB 2.0
SMBus	System Management Bus for advanced monitoring/control interface
Digital I/O	6 channels IN/OUT programmable

Features

- Ultra low power Intel® Atom™ processor Z510/ Z530
- Intel® System Controller Hub US15W
- 1 COM and 5 USB 2.0 (1 client port) supported
- LVDS LCD supported
- 1 PATA and 1 CompactFlash™
- 1 10/100/1000Mbps Ethernet
- Minimum 9 Watt power requirement



▲ Rear view

Display

Chipset	Intel® GMA 500 graphics core
Memory Size	Max. up to 256MB
Display Interface	1 x LVDS; 18/24-bit single channel

Packing List

Standard

Quick installation guide, user's manual/utility CD and accessories

Accessories

Part Number	Description	Qty
E393221101	AX93221 24bit LVDS to DVI-D Bd.	1
5938H821040E	PICO821 LVDS to AX93221 cable	1
59382631000E	2 x USB cable	2
5938H821030E	USB client port cable	1
5938H821000E	COM + KB cable	1
5938H821010E	audio cable	1
85932021000E	AX93202 RJ-45 Bd.	1
59093201000E	PICO821 to AX93202 cable	1
5938H821020E	Power in cable	1


Ordering Information

Standard

PICO821LGA-Z510 (P/N:E38H821100)	Pico-ITX SBC with Intel® Atom™ processor Z510 1.1 GHz, LVDS, PATA, 10/100/1000Mbps Ethernet, CF and DVI-D kit
PICO821LGA-Z530 (P/N:E38H821102)	Pico-ITX SBC with Intel® Atom™ processor Z530 1.6 GHz, LVDS, PATA, 10/100/1000Mbps Ethernet, CF and DVI-D kit

PICO820

Intel® Atom™ Z510/ Z530 Pico-ITX SBC with VGA/LVDS, SATA, LAN and SDIO



System

CPU	Intel® Atom™ processor Z510 1.1 GHz and Z530 1.6 GHz onboard with FSB 400/533 MHz
System Memory	1 x 200-pin SO-DIMM supports DDR2-400/533 max. up to 2 GB
Chipset	Intel System Controller Hub US15W
BIOS	Phoenix-Award
SSD	1 x CompactFlash™ type-II
Watchdog Timer	255 levels, 1~255 sec.
Expansion Interface	N/A
Battery	Lithium 3V/225 mAH
Power Input	DC power jack connector +5V DC-in only AT Auto Power On function supported
Power Requirements	*Intel® Atom™ Z530 @1.6 GHz, 1GB DDR2 Max. RMS: +5V @ 1.625A *Intel® Atom™ Z510 @1.1 GHz, 1GB DDR2 Max. RMS: +5V @ 1.451A
Size	100 x 72 mm
Board Thickness	1.6 mm
Operating Temperature	0° ~ +60°C (32°F ~ 140°F), operation
Relative Humidity	10% ~ 95% relative humidity, non-condensing

I/O

MIO	1 x PS/2 (through I/O pin-header) 2 x RS-232 (through I/O pin-header) 1 x SDIO (through I/O pin-header)
SATA	1 x SATA-300
Hardware Monitoring	Detect CPU/system temperature and voltage
Ethernet	1 port as 10/100/1000Mbps supports Wake-on-LAN, RPL/PXE Boot ROM with Realtek RTL8111B
Audio	HD Codec audio as MIC-in/Line-in/Line-out with Realtek ALC886
USB	4 x USB 2.0
SMBus	System management bus for advanced monitoring/control interface
Digital I/O	4 channels IN and 4 channels OUT


Display

Chipset	Intel® GMA 500 graphics core
Memory Size	Max. up to 256MB
Display Interface	1 x VGA 1 x LVDS; 18/24-bit single channel

* All specifications and photos are subject to change without notice.
© 2013 Axiomtek Co., Ltd. All rights reserved.

Features


- Ultra low power Intel® Atom™ processor Z510/ Z530
- Intel® System Controller Hub US15W
- Compact size: 100 x 72mm
- 2 COM and 4 USB 2.0 supported
- CRT/LVDS LCD supported
- 1 SATA-300 port
- 1 10/100/1000Mbps Ethernet
- 1 SDIO port
- Minimum 8 Watt power requirement



▲ Rear view



▲ Internal power connector (Optional)



▲ I/O board

Packing List

Standard

Quick installation guide, user's manual/utility CD and accessories

Accessories

Part Number	Description	Qty
E393238100	AX93238 I/O board	1
594PICO8200E	DC power cable	1
59411208000E	SATA cable	1
59405300610E	SATA power cable	1

Ordering Information

Standard

PICO820VGA-Z510 (P/N: E38H820100)	Pico-ITX SBC with Intel® Atom™ processor Z510 1.1 GHz, VGA/LVDS, 10/100/1000Mbps Ethernet, SATA-300 and HD audio
PICO820VGA-Z530 (P/N: E38H820101)	Pico-ITX SBC with Intel® Atom™ processor Z530 1.6 GHz, VGA/LVDS, 10/100/1000Mbps Ethernet, SATA-300 and HD audio

Optional

PICO820VGA-Z510 90D PWR Connector (P/N: E38H820109)	Pico-ITX SBC with Intel® Atom™ processor Z510 1.1 GHz, VGA/LVDS, 10/100/1000Mbps Ethernet, SATA-300, 90D power connector and HD audio
PICO820VGA-Z530 90D PWR Connector (P/N: E38H820110)	Pico-ITX SBC with Intel® Atom™ processor Z530 1.6 GHz, VGA/LVDS, 10/100/1000Mbps Ethernet, SATA-300, 90D power connector and HD audio
5938H820010E	COM x 2 + audio cable
5938H820000E	USB x 4 + Mini DIN cable
5948H823000E	DC power cable (for internal power connector)

SBC Services and Solutions

Systems on Modules

Embedded SBCs >EPIC

Embedded SBCs >3.5" Capa

Embedded SBCs >Nano-ITX

Embedded SBCs >Pico-ITX

Embedded SBCs >PC/104

Industrial Motherboards



Slot CPU Cards

Accessories

Appendix

AX12260

AMD LX PC/104 CPU Module with VGA/
TTL, USB DoM and PC/104-Plus Expansion



System

CPU	AMD LX800 processor onboard
System Memory	1 x 200-pin SO-DIMM supports DDR-333/400 max. up to 1 GB
Chipset	AMD CS5536AD
BIOS	Phoenix-Award
SSD	1 x USB DoM
Watchdog Timer	255 levels, 1~255 sec.
Expansion Interface	1 x PCI-104 for 32-bit PCI supports 3 bus masters 1 x PC/104 for 16-bit ISA bus
Battery	Lithium 3V/220 mAh
Power Input	1 x 4-pin Phoenix connector +5V DC-in only
Power Requirements	AMD LX800, 1GB DDR 400 Max. RMS: 5V @ 1.846A
Size	96 x 90 mm
Board Thickness	1.6 mm
Operating Temperature	Standard: 0° ~ +60°C (32°F ~ 140°F) Optional: -40°C ~ +85°C (-40°F ~ +185°F)
Relative Humidity	10% ~ 95% relative humidity, non-condensing

I/O


MIO	1 x IDE; PATA-100 1 x PS/2 keyboard & mouse 1 x PS/2 mouse 2 x RS-232
SATA	N/A
Hardware Monitoring	Detect CPU/system temperature and voltage
Ethernet	1 port as 10/100Mbps supports Wake-on-LAN, RPL/PXE Boot ROM with Realtek RTL8139DL
Audio	AC'97 Codec audio as MIC-in/Line-in/Line-out/speaker-out with Realtek ALC203
USB	4 x USB 2.0
SMBus	System Management Bus for advanced monitoring/control
Digital I/O	8 channels IN/OUT programmable

Display

Chipset	AMD LX intergrated
Memory Size	8 channels IN/OUT programmable
Display Interface	1 x VGA 1 x TTL LCD; Max up to 24-bit

Features

- Low power fanless AMD LX800 processor
- AMD CS5536AD
- 4 USB 2.0 ports for high speed peripherals & DoM
- PC/104-Plus slot for 16-bit ISA, 1 x 32-bit PCI expansion



Packing List

Standard

Quick installation guide, user's manual/utility CD, cable

Cable

Part Number	Description	Qty
59484500010E	44-44-40 pin IDE cable L=200mm+200mm	1
59382631000E	2xUSB 2.0 wafer cable w/ bracket, L=180mm	1
59386831000E	USB cable w/ bracket, USB x 2, 2 x 5P, P=2.54, L=175mm	1
59312260020E	Audio cable w/ bracket, P=1.25, L=450mm	1
59412260010E	PS/2 cable, P=1.25, 6P to PS/2, L=150mm	1
59312260010E	COM port x 2 w/ bracket, P=1.25, L=250mm	1
59412260000E	ATX power cable, 4P+5P+6P, L=150mm	1
59312260000E	VGA cable, DB15P, P=1.25, 12P, L=200mm	1
59093201000E	AX93201 to AX93202 LAN cable, L=200mm	1

Ordering Information

Standard

AX12260VEA-500 PC/104 CPU module with AMD LX800 500 MHz CPU, (P/N: E112260100) VGA/TTL, 10/100Mbps Ethernet, AC'97 audio and 2 COM ports


Optional

AX12260VEA-500-ET PC/104 CPU module with AMD LX800 500 MHz CPU, (P/N: E112260102) VGA/TTL, 10/100Mbps Ethernet, AC'97 audio, 2 COM ports and W.T. (-40°C ~ +85°C)

* W.T.: Wide Temperature

AX12600

VGA and LCD Display Module



Features

- VGA, TTL LCD and TFT LVDS LCD
- DualView for different resolutions & contents
- Direct 3D Acceleration
- Landscape and Portrait rotation

System

Chipset	SMI712EM+ Graphics Controller
Display Memory	4MB SDRAM integrated
Bus Interface	PCI v2.1 compliant
CRT Monitor	Interlace and non-interlace
LCD Monitor	TTL interface ~ supports for 3, 9, 12, 18, 24, 36-bit TFT and 16 or 24-bit DSTN panels up to 1280x1024 resolution
Display Mode	VGA only: Up to 1280 x 1024 24bpp colors @ 60Hz Simultaneous mode: Up to 1024 x 768 24bpp colors @ 60Hz DualView mode: Display 1 up to 1024 x 768 16bpp colors; Display 2 up to 1024 x 768 8bpp colors
OS Support	Windows 95/98/NT/2000
Expansion Interface	PC/104+

Physical/Environmental

Size/Weight	96 x 90 mm/0.15 Kg
Operating Temperature	0° ~ +60°C (32°F ~ 140°F), operation
Relative Humidity	10% ~ 95%, non-condensing

Packing List

Driver CD, 1 x VGA cable, Stand-off, screw

Ordering Information

AX12600 (P/N: E112600101)	VGA and LCD display module
------------------------------	----------------------------

SBC
Services
and Solutions

Systems
on
Modules

Embedded
SBCs
>EPIC

Embedded
SBCs
>3.5" Capa

Embedded
SBCs
>Nano-ITX

Embedded
SBCs
>Pico-ITX

Embedded
SBCs
>PC/104

Industrial
Mother-
boards

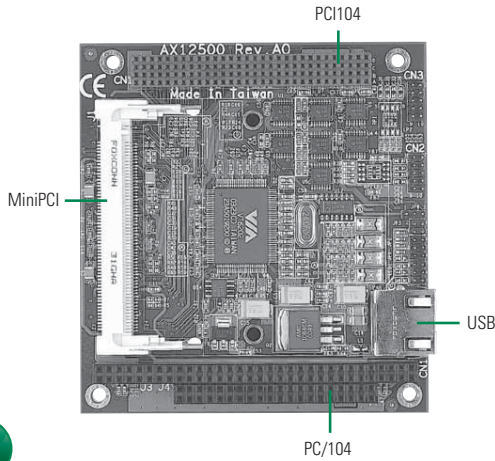
Slot
CPU
Cards

Accessories

Appendix

AX12500

PC/104-Plus to MiniPCI Carrier Module with USB 2.0



Full Solid
Cap Design

System

USB Controller	VIA VT6212
S/W Driver	Supports Windows 95/98/NT/2000/XP
USB Ports	4 x USB 2.0
Data Bus	32 bit data bus (compliant with PCI v2.1)
Mini PCI	1 slot MiniPCI Type-III socket
PCI Interface	3.3V (5V tolerance)

Physical/Environmental

Size/Weight	96 x 90 mm/0.094kg
Operating Temperature	0° ~ +60°C (32°F ~ 140°F), operation
Operating Humidity	10% ~ 95% relative humidity, non-condensing

Features

- High performance (PC/104-Plus Bus)
- Flexible expansion through MiniPCI
- 4 USB 2.0

Packing List

Quick installation guide, CD-ROM (manual, driver)

Ordering Information

AX12500	1-slot MiniPCI carrier module with USB 2.0
(P/N: E112500100)	


PC/104

Expansion Modules

AX10460

Universal Expansion Module

- PC/104 breadboard
- For custom user interface circuits
- Stack through PC/104 connector
- 50-pin mating connector




Full Solid
Cap Design

AX10461

PC/104 to ISA-bus Converter Expansion Module

- PC/104 socket onboard
- Convert PC/104 bus to 16-bit ISA-bus
- External power supply connector
- Easy to design and test PC/104 modules
- Effective saving space height
- Size: 180 x 132mm



SBC
Services
and Solutions

Systems
on
Modules

Embedded
SBCs
>EPIC

Embedded
SBCs
>3.5" Capa

Embedded
SBCs
>Nano-ITX

Embedded
SBCs
>Pico-ITX

Embedded
SBCs
>PC/104

Industrial
Mother-
boards

Slot
CPU
Cards

Accessories

Appendix

4 Industrial Motherboards

The Industrial Motherboards in Axiomtek are from Intel® Core™ i up to Core™2 Quad/ Core™2 Extreme/ Core™2 Duo/ Core™ Duo/ Pentium® M/ Pentium® D/ Pentium® 4/ Celeron® M/ Celeron® D/ Celeron® and AMD processors. The ATX form factor is aimed at multiple slot expansion demands with PCIe x16, PCIe x4, PCIe x1, PCI and ISA bus interfaces. The Micro ATX is the balanced solution to meet the system requirements of expansion and space. And Mini ITX is specially tailored for space-concerned applications with various computing ranges and thermal solutions; it comes with AMD ultra low power, Intel® laptop and Intel® desktop silicon platforms.


Selection Guide	137
Mini ITX Form Factor	
NEW MANO873 LGA1155 Socket Intel® Core™ i7/ i5/ i3/ Celeron® Mini ITX SBC with Intel® Q77 PCH, VGA/DVI-D, Dual LANs and USB 3.0	146
NEW MANO872 LGA1155 Socket Intel® Core™ i7/ i5/ i3/ Celeron® Mini ITX SBC with Intel® Q77 PCH, DisplayPort/DVI-I/LVDS, Dual LANs and USB 3.0	147
MANO871 LGA1155 Socket Intel® Core™ i7/ i5/ i3/ Celeron® Mini ITX SBC with Intel® Q77 PCH, HDMI/DVI-I/LVDS, Dual LANs and USB 3.0	148
MANO870 Socket G2 Intel® Core™ i7/ i5/ i3/ Celeron® Mini ITX SBC with Intel® QM77 PCH, HDMI/DVI-D/VGA/LVDS, PCI Express Gen3, SATA-600, Dual LANs and HD Audio	149
MANO861 LGA1155 Socket Intel® Core™ i7/ i5/ i3/ Celeron® Mini ITX SBC with Intel® H61 PCH, VGA/DVI-D/LVDS, Dual LANs and HD Audio	150
MANO860 Socket G2 Intel® Quad/Dual Core™ i7/ i5/ i3/ Celeron® Mini ITX SBC with Intel® QM67 PCH, DisplayPort/HDMI/VGA/LVDS, SATA-600, Dual LANs and RAID	151
MANO831 Intel® Atom™ D2550 Mini ITX SBC with Intel® NM10 Chipset, VGA/DVI-D/ LVDS, Dual LANs and HD Audio	152
MANO830 Intel® Atom™ D2550 Mini ITX SBC with Intel® NM10 Chipset, VGA/HDMI/LVDS, PCI Express Mini Card, PCIe x1 and HD Audio	153
MANO825 Intel® Atom™ D525 Mini ITX SBC with Intel® NM10 Chipset, VGA/LVDS, Dual LANs and 6 COM	154
MANO800 LGA1156 Intel® Core™ i7/ i5/ i3/ Pentium® Mini ITX SBC with Intel® Q57 Chipset, DVI-D/VGA, PCI Express x4 and 4 SATA RAID	155
MANO120 AMD G-Series APU Mini ITX SBC with AMD A55E FCH, HDMI/VGA/LVDS, Dual LANs and SATA-600	156
MANO111 AMD Embedded R-Series APU Mini ITX SBC with AMD A75 FCH, DDR3, USB 3.0, LVDS/DisplayPort/DVI-D and Dual LANs	157
SBC86850 Socket P Intel® Core™2 Duo Mini ITX SBC with Intel® GM45 + ICH9M Chipset, ATI M72 Graphics Chip, DualView, DVI-I/LVDS and 4 COM	158

SBC86860	LGA775 Intel® Core™2 Quad/ Core™2 Duo Mini ITX SBC with Intel® Q35 + ICH9 Chipset, DVI/LVDS, PCI Express x4 and Firewire	159
SBC86831	Socket M Intel® Core™2 Duo Mini ITX SBC with Intel® 945GME + ICH7M/-DH Chipset, VGA/LVDS, PCI Express x16 and Firewire	160
SBC86832	Socket M Intel® Core™2 Duo Mini ITX SBC with Intel® 945GME + ICH7M/-DH Chipset, DVI-I/LVDS, 4 COM and Firewire	161
SBC86836	Intel® Atom™ N270 Mini ITX SBC with Intel® 945GSE + ICH7M Chipset, VGA/LVDS, DualView, 6 COM and Dual LANs	162
SBC86822	Socket 478 Intel® Pentium® M Mini ITX SBC with Intel® 910GMLC + ICH6M Chipset, DualView, SATA and 6 COM Ports	163
SBC86620	AMD LX Mini ITX SBC with Dual LANs, 4 COM and USB 2.0	164
ATX Form Factor		
NEW	IMB211 LGA1150 Socket Intel® Core™ i7/ i5/ i3/ Celeron® ATX Industrial Motherboard with Intel® Q87 PCH, USB 3.0, SATA 3.0, Dual LAN, DisplayPort/VGA/DVI-D/HDMI and PCIe Mini Card	165
NEW	IMB210 LGA1150 Socket Intel® Xeon® E3/ Core™ i3/ Pentium®/ Celeron® ATX Industrial Motherboard with Intel® C226 PCH, ECC DDR3, USB 3.0, SATA 3.0, Dual LAN, DP/DVI-I/HDMI and CFast™	166
	IMB208 LGA1155 Socket Intel® Core™ i7/ i5/ i3/ Celeron® ATX Industrial Motherboard with Intel® C216 PCH, USB 3.0, Dual LANs, DisplayPort/ DVI-I (VGA) and CFast™	167
	IMB207 LGA1155 Socket Intel® Core™ i7/ i5/ i3/ Celeron® ATX Industrial Motherboard with Intel® Q77 PCH, USB 3.0, DisplayPort/DVI-I, Dual LANs and CFast™	168
	IMB206 LGA1155 Socket Intel® Core™ i7/ i5/ i3 ATX Industrial Motherboard with Intel® Q67 PCH Chipset, DVI-I/DisplayPort, Dual LANs and CFast™	169
	IMB205 LGA1156 Socket Intel® Core™ i7/ i5/ i3/ Pentium® ATX Industrial Motherboard with Intel® Q57 Chipset, VGA/DisplayPort and Dual LANs	170
	IMB204 LGA1155 Socket Intel® Core™ i7/ i5/ i3/ Celeron® ATX Industrial Motherboard with Intel® B75 PCH, SATA3.0, Dual LANs, DVI-D/VGA and LPT	171

Industrial Motherboards - Mini ITX Form Factor

Selection Guide

NEW



Page 146

NEW



Page 147



Page 148


Features/Models		MANO873	MANO872	MANO871	
Form Factor		Mini ITX	Mini ITX	Mini ITX	
CPU Level		Intel® Core™ i7/ i5/ i3/ Celeron®	Intel® Core™ i7/ i5/ i3/ Celeron®	Intel® Core™ i7/ i5/ i3/ Celeron®	
CPU Socket		LGA1155	LGA1155	LGA1155	
CPU FSB Frequency		N/A	N/A	N/A	
Core Logic Chipset		Intel® Q77	Intel® Q77	Intel® Q77	
Memory Type		DDR3-1333/1600	DDR3-1333/1600	DDR3-1333/1600	
Max. DRAM Capacity		16 GB	16 GB	16 GB	
Cache RAM Capacity		Integrated in CPU	Integrated in CPU	Integrated in CPU	
BIOS		AMI UEFI BIOS with OA 3.0 built	AMI UEFI BIOS with OA 3.0 built	AMI UEFI BIOS with OA 3.0 built	
Watchdog Timer		255 levels, 0-255 sec.	255 Levels, 0-255 sec.	255 levels, 0-255 sec.	
Onboard SSD		N/A	N/A	N/A	
Onboard Digital I/O		8-IN/OUT	8-IN/OUT	4-IN & 4-OUT	
I/O	IDE	N/A	N/A	N/A	
	SATA	2 x SATA-300, 2 x SATA-600	2 x SATA 3.0, 2 x SATA 2.0	2 x SATA-300, 2 x SATA-200	
	FDD	N/A	N/A	N/A	
	LPT	N/A	N/A	N/A	
	Serial	COM 1	RS-232/422/485	RS-232/422/485	RS-232/422/485
		COM 2	RS-232	RS-232	RS-232
		COM 3	N/A	RS-232	RS-232
		COM 4	N/A	RS-232	RS-232
		COM 5	N/A	N/A	N/A
		COM 6	N/A	N/A	N/A
USB	4 x USB 3.0, 4 x USB 2.0	4 x USB 3.0, 4 x USB 2.0	4 x USB 2.0, 4 x USB 3.0		
IrDA	N/A	N/A	N/A		
SIM Card Slot		N/A	N/A	N/A	
IEEE 1394a		N/A	N/A	N/A	
Display		1 x VGA 1 x DVI-D	1 x DVI-I 1 x DisplayPort 1 x LVDS	1 x DVI-I, 1 x HDMI 1 x LVDS	
Onboard Ethernet		2 x 10/100/1000Mbps Ethernet	2 x 10/100/1000Mbps Ethernet	2 x 10/100/1000Mbps Ethernet	
Onboard Audio		HD Codec	HD Codec	HD Codec	
Hardware Monitoring		Yes	Yes	Yes	
SMBus		N/A	Yes	N/A	
Expansion Interface		1 x PCIe x16 1 x PCI Express Mini Card	1 x PCIe x16 1 x PCI Express Mini Card	1 x PCIe x16 1 x PCI Express Mini Card	
Power Management		ACPI 3.0	ACPI	ACPI 3.0	
Battery		Lithium	Lithium	Lithium	
Operating Temperature		0° ~ +60°C (32°F- 140°F)	0° ~ +60°C (32°F- 140°F)	0° ~ +60°C (32°F- 140°F)	
Relative Humidity		10% to 95%, non-condensing	10% to 95%, non-condensing	10% to 95%, non-condensing	
EMI Compliance		CE	CE	CE	
Wide Temperature		N/A	0°C ~ +60°C (32°F ~ 140°F)	By request	



Page 149



Page 150




Page 151

Features/Models	MANO870	MANO861	MANO860		
Form Factor	Mini ITX	Mini ITX	Mini ITX		
CPU Level	Intel® Core™ i7/ i5/ i3/ Celeron®	Intel® Core™ i7/ i5/ i3/ Celeron®	Intel® Core™ i7/ i5/ i3/ Celeron®		
CPU Socket	rPGA 988 (socket G2)	LGA1155	rPGA 988 (socket G2)		
CPU FSB Frequency	N/A	N/A	N/A		
Core Logic Chipset	Intel® QM77	Intel® H61	Intel® QM67		
Memory Type	DDR3-1333/1600	DDR3-1066/1333	DDR3-1066/1333		
Max. DRAM Capacity	16 GB	16 GB	16 GB		
Cache RAM Capacity	Integrated in CPU	Integrated in CPU	Integrated in CPU		
BIOS	AMI UEFI BIOS with OA 3.0 built	AMI UEFI BIOS	AMI UEFI BIOS		
Watchdog Timer	255 levels, 0~255 sec.	255 levels, 0~255 sec.	255 levels, 0~255 sec.		
Onboard SSD	1 x CFast™	N/A	N/A		
Onboard Digital I/O	4-IN & 4-OUT	4-IN & 4-OUT	N/A		
IDE	N/A	N/A	N/A		
SATA	2 x SATA-600, 3 x SATA-300	3 x SATA-300	2 x SATA3.0, 3 x SATA2.0		
FDD	N/A	N/A	N/A		
LPT	N/A	N/A	N/A		
I/O	Serial	COM 1	RS-232	RS-232/422/485	RS-232
		COM 2	RS-232	RS-232	RS-232
		COM 3	RS-232	RS-232	RS-232
		COM 4	N/A	RS-232	RS-232
		COM 5	N/A	RS-232	N/A
		COM 6	N/A	RS-232	N/A
	USB	8 x USB 2.0, 4 x USB 3.0	6 x USB 2.0	12 x USB 2.0	
IrDA	N/A	N/A	N/A		
SIM Card Slot	N/A	N/A	N/A		
IEEE 1394a	N/A	N/A	N/A		
Display	1 x VGA 1 x DVI-D 1 x HDMI 1 x LVDS	1 x VGA 1 x DVI-D 1 x LVDS	1 x VGA 1 x DP 1 x HDMI 1 x LVDS		
Onboard Ethernet	2 x 10/100/1000Mbps Ethernet	2 x 10/100/1000Mbps Ethernet	2 x 10/100/1000Mbps Ethernet		
Onboard Audio	HD Codec	HD Codec	HD Codec		
Hardware Monitoring	Yes	Yes	Yes		
SMBus	N/A	N/A	N/A		
Expansion Interface	1 x PCIe x16 1 x PCI Express Mini Card	1 x PCIe x4 1 x PCI Express Mini Card	1 x PCIe x16 1 x PCI Express Mini Card		
Power Management	ACPI 3.0	ACPI 3.0	ACPI 3.0		
Battery	Lithium	Lithium	Lithium		
Operating Temperature	0° ~ +60°C (32°F~ 140°F)	0° ~ +60°C (32°F~ 140°F)	0° ~ +60°C (32°F~ 140°F)		
Relative Humidity	10% to 95%, non-condensing	10% to 95%, non-condensing	10% to 95%, non-condensing		
EMI Compliance	CE	CE	CE		
Wide Temperature	By request	By request	N/A		


* All specifications and photos are subject to change without notice.
© 2013 Axiomtek Co., Ltd. All rights reserved.

Industrial Motherboards - Mini ITX Form Factor


Selection Guide



Page 152




Page 153




Page 154


Features/Models	MANO831	MANO830	MANO825		
Form Factor	Mini ITX	Mini ITX	Mini ITX		
CPU Level	Intel® Atom™ D2550	Intel® Atom™ D2550	Intel® Atom™ D525		
CPU Socket	Onboard	Onboard	Onboard		
CPU FSB Frequency	N/A	N/A	up to 800 MHz		
Core Logic Chipset	Intel® NM10	Intel® NM10	Intel® NM10		
Memory Type	DDR3-1066	DDR3-1066	DDR3-800		
Max. DRAM Capacity	4 GB	4 GB	4 GB		
Cache RAM Capacity	Integrated in CPU	Integrated in CPU	Integrated in CPU		
BIOS	AMI	AMI UEFI BIOS	AMI		
Watchdog Timer	N/A	255 levels, 1-255 sec.	255 levels, 0-255 sec.		
Onboard SSD	1 x CF	N/A	N/A		
Onboard Digital I/O	4-IN & 4-OUT	4-IN & 4-OUT	N/A		
I/O	IDE	N/A	N/A		
	SATA	2 x SATA-300	2 x SATA-300	2 x SATA-300	
	FDD	N/A	N/A	N/A	
	LPT	N/A	1 x LPT	1 x LPT	
	Serial	COM 1	RS-232	RS-232	
		COM 2	RS-232	RS-232	
		COM 3	RS-232/422/485	RS-232	RS-232
		COM 4	RS-232/422/485	RS-232	RS-232
		COM 5	N/A	N/A	RS-232
		COM 6	N/A	N/A	RS-232
	USB	7 x USB 2.0	8 x USB 2.0	7 x USB 2.0	
IrDA	N/A	N/A	N/A		
SIM Card Slot	N/A	N/A	N/A		
IEEE 1394a	N/A	N/A	N/A		
Display	1 x VGA 1 x DVI-D 1 x LVDS	1 x VGA 1 x HDMI 1 x LVDS	1 x VGA 1 x LVDS		
Onboard Ethernet	2 x 10/100/1000Mbps Ethernet	2 x 10/100/1000Mbps Ethernet	2 x 10/100/1000Mbps Ethernet		
Onboard Audio	HD Codec	HD Codec	HD Codec		
Hardware Monitoring	Yes	Yes	Yes		
SMBus	N/A	N/A	Yes		
Expansion Interface	1 x PCI 1 x PCI Express Mini Card	1 x PCIe x1 1 x PCI Express Mini Card	1 x PCI 1 x PCI Express Mini Card		
Power Management	ACPI 3.0	ACPI	ACPI		
Battery	Lithium	Lithium	Lithium		
Operating Temperature	0° ~ +60°C (32°F~ 140°F)	0° ~ +60°C (32°F~ 140°F)	0° ~ +60°C (32°F~ 140°F)		
Relative Humidity	10% to 95%, non-condensing	10% to 95%, non-condensing	10% to 95%, non-condensing		
EMI Compliance	CE	CE	CE		
Wide Temperature	By request	0°C ~ +60°C (32°F ~ 140°F)	By request		



Page 155



Page 156



Page 157

Features/Models		MANO800	MANO120	MANO111	
Form Factor		Mini ITX	Mini ITX	Mini ITX	
CPU Level		Intel® Core™ i7/ i5/ i3/ Pentium®	AMD G-Series APU T56N	AMD Embedded R-Series APU	
CPU Socket		LGA1156	Onboard	FS1r2 socket	
CPU FSB Frequency		N/A	N/A	N/A	
Core Logic Chipset		Intel® Q57	AMD A55E	AMD A75 PCH	
Memory Type		DDR3-1066/1333	DDR3-1333	DDR3-1333/1600	
Max. DRAM Capacity		8 GB	4 GB	16 GB	
Cache RAM Capacity		Integrated in CPU	Integrated in CPU	Integrated in CPU	
BIOS		AMI UEFI BIOS	AMI	AMI UEFI BIOS with OA 3.0 built	
Watchdog Timer		255 levels, 0-255 sec.	255 levels, 0-255 sec.	255 levels, 0-255 sec.	
Onboard SSD		1 x CompactFlash™ or 1 x CFast™ (optional)	1 x CFast™	1 x CFast™	
Onboard Digital I/O		8-IN/OUT	8-IN/OUT	4-IN & 4-OUT	
I/O	IDE	N/A	N/A	N/A	
	SATA	4 x SATA-300	5 x SATA-600	4 x SATA-600	
	FDD	N/A	N/A	N/A	
	LPT	N/A	N/A	N/A	
	Serial	COM 1	RS-232/422/485	RS-232	RS-232/422/485
		COM 2	RS-232	RS-232	RS-232
		COM 3	N/A	RS-232	RS-232
		COM 4	N/A	RS-232	RS-232
		COM 5	N/A	RS-232 with TTL box header	RS-232 with TTL box header
		COM 6	N/A	N/A	N/A
	USB	10 x USB 2.0	8 x USB 2.0	7 x USB 2.0, 4 x USB 3.0	
	IrDA	N/A	N/A	N/A	
SIM Card Slot		N/A	N/A	Yes	
IEEE 1394a		N/A	N/A	N/A	
Display		1 x DVI-D 1 x VGA	1 x VGA 1 x HDMI 1 x LVDS	2 x DVI-D 2 x DisplayPort 1 x LVDS	
Onboard Ethernet		2 x 10/100/1000Mbps Ethernet	2 x 10/100/1000Mbps Ethernet	2 x 10/100/1000Mbps Ethernet	
Onboard Audio		HD Codec	HD Codec	HD Codec	
Hardware Monitoring		Yes	Yes	Yes	
SMBus		Yes	Yes	N/A	
Expansion Interface		1 x PCIe x4	1 x PCIe x4 1 x PCI Express Mini Card	1 x PCI 1 x PCI Express Mini Card	
Power Management		ACPI	ACPI	ACPI	
Battery		Lithium	Lithium	Lithium	
Operating Temperature		0° ~ +60°C (32°F~ 140°F)	0° ~ +60°C (32°F~ 140°F)	0° ~ +60°C (32°F~ 140°F)	
Relative Humidity		10% to 95%, non-condensing	10% to 95%, non-condensing	10% to 95%, non-condensing	
EMI Compliance		CE	CE	CE	
Wide Temperature		N/A	N/A	By request	

SBC
Services
and Solutions

Systems
on
Modules

Embedded
SBCs
>EPIC

Embedded
SBCs
>3.5" Capa

Embedded
SBCs
>Nano-ITX

Embedded
SBCs
>Pico-ITX

Embedded
SBCs
>PC/104

Industrial
Mother-
boards


Slot
CPU
Cards

Accessories

Appendix

Industrial Motherboards - Mini ITX Form Factor


Selection Guide



Page 158




Page 159



Page 160

Features/Models		SBC86850	SBC86860	SBC86831
Form Factor		Mini ITX	Mini ITX	Mini ITX
CPU Level		Intel® Core™2 Duo	Intel® Core™2 Quad	Intel® Core™2 Duo
CPU Socket		Socket P	Socket P	Socket M
CPU FSB Frequency		667/800/1067 MHz	800/1066/1333 MHz	533/667 MHz
Core Logic Chipset		Intel® GM45 + ICH9M + ATI M72	Intel® Q35 + ICH9	Intel® 945GME + ICH7M/-DH
Memory Type		DDR2-667/800	DDR2-800/1066	DDR2-533/667
Max. DRAM Capacity		4 GB	8 GB	4 GB
Cache RAM Capacity		Integrated in CPU	Integrated in CPU	Integrated in CPU
BIOS		AMI	Phoenix-Award	Phoenix-Award
Watchdog Timer		255 levels, 0-255 sec.	255 levels, 0-255 sec.	255 levels, 0-255 sec.
Onboard SSD		N/A	1 x CompactFlash™ (optional)	1 x USB DiskOnModule
Onboard Digital I/O		8-IN/OUT	8-IN/OUT	3-IN & 5-OUT
I/O	IDE	N/A	N/A	1 x PATA-100
	SATA	2 x SATA-300	4 x SATA-300	2 x SATA-150
	FDD	N/A	Optional	Optional
	LPT	N/A	1 x LPT	1 x LPT
	Serial COM 1	RS-232	RS-232/422/485	RS-232/422/485
	Serial COM 2	RS-232	RS-232	RS-232
	Serial COM 3	RS-232	RS-232	RS-232
	Serial COM 4	RS-232	RS-232	RS-232
	Serial COM 5	N/A	N/A	N/A
	Serial COM 6	N/A	N/A	N/A
USB	8 x USB 2.0	8 x USB 2.0	8 x USB 2.0	
IrDA	N/A	N/A	N/A	
SIM Card Slot		N/A	N/A	N/A
IEEE 1394a		N/A	Yes	Yes
Display		1 x DVI-I (w/ ATI M72) 1 x LVDS 1 x VGA	1 x DVI-I 1 x LVDS	1 x VGA 1 x LVDS
Onboard Ethernet		2 x 10/100/1000Mbps Ethernet	2 x 10/100/1000Mbps Ethernet	2 x 10/100/1000Mbps Ethernet
Onboard Audio		HD Codec	HD Codec	AC'97 Codec
Hardware Monitoring		Yes	Yes	Yes
SMBus		Yes	Yes	Yes
Expansion Interface		1 x PCIe x4	1 x PCIe x4	1 x PCIe x16 1 x PCI
Power Management		ACPI	ACPI	ACPI
Battery		Lithium	Lithium	Lithium
Operating Temperature		0° ~ +60°C (32°F- 140°F)	0° ~ +60°C (32°F- 140°F)	0° ~ +60°C (32°F- 140°F)
Relative Humidity		10% to 95%, non-condensing	10% to 95%, non-condensing	10% to 95%, non-condensing
EMI Compliance		CE	CE	CE
Wide Temperature		N/A	N/A	N/A



Page 161



Page 162



Page 163

Features/Models		SBC86832	SBC86836	SBC86822	
Form Factor		Mini ITX	Mini ITX	Mini ITX	
CPU Level		Intel® Core™2 Duo	Intel® Atom™ N270	Intel® Pentium® M	
CPU Socket		Socket M	Onboard	Socket 478	
CPU FSB Frequency		533/667 MHz	533 MHz	400/533 MHz	
Core Logic Chipset		Intel® 945GME + ICH7M	Intel® 945GSE + ICH7M	Intel® 910GML E + ICH6M	
Memory Type		DDR2-533/667	DDR2-400/533	DDR2-400/533	
Max. DRAM Capacity		4 GB	2 GB	1 GB	
Cache RAM Capacity		Integrated in CPU	Integrated in CPU	Integrated in CPU	
BIOS		Phoenix-Award	Phoenix-Award	Phoenix-Award	
Watchdog Timer		255 levels, 0-255 sec.	255 levels, 0-255 sec.	255 levels, 0-255 sec.	
Onboard SSD		1 x USB DiskOnModule	1 x CompactFlash™	1 x CompactFlash™	
Onboard Digital I/O		3-IN & 5-OUT	4-IN & 4-OUT	4-IN & 4-OUT	
I/O	IDE	1 x PATA-100	N/A	1 x PATA-100	
	SATA	2 x SATA-150	2 x SATA-150	2 x SATA-150	
	FDD	Optional	N/A	N/A	
	LPT	1 x LPT	N/A	N/A	
	Serial	COM 1	RS-232/422/485	RS-232	RS-232
		COM 2	RS-232	RS-232	RS-232
		COM 3	RS-232	RS-232	RS-232
		COM 4	RS-232	RS-232	RS-232
		COM 5	N/A	RS-232	RS-232
		COM 6	N/A	RS-232	RS-232
	USB	8 x USB 2.0	8 x USB 2.0	8 x USB 2.0	
	IrDA	N/A	N/A	N/A	
SIM Card Slot		N/A	N/A	N/A	
IEEE 1394a		Yes	N/A	N/A	
Display		1 x DVI-I 1 x LVDS	1 x VGA 1 x LVDS	1 x VGA 1 x LVDS	
Onboard Ethernet		2 x 10/100/1000Mbps Ethernet	2 x 10/100/1000Mbps Ethernet	2 x 10/100/1000Mbps Ethernet	
Onboard Audio		AC'97 Codec	AC'97 Codec	AC'97 Codec	
Hardware Monitoring		Yes	Yes	Yes	
SMBus		Yes	Yes	Yes	
Expansion Interface		1 x PCI	1 x PCI	N/A	
Power Management		ACPI	ACPI	ACPI	
Battery		Lithium	Lithium	Lithium	
Operating Temperature		0° ~ +60°C (32°F- 140°F)	0° ~ +60°C (32°F- 140°F)	0° ~ +60°C (32°F- 140°F)	
Relative Humidity		10% to 95%, non-condensing	10% to 95%, non-condensing	10% to 95%, non-condensing	
EMI Compliance		CE	CE	CE	
Wide Temperature		N/A	N/A	N/A	

SBC Services and Solutions
Systems on Modules

Embedded SBCs >EPIC

Embedded SBCs >3.5" Capa

Embedded SBCs >Nano-ITX

Embedded SBCs >Pico-ITX

Embedded SBCs >PC/104

Industrial Motherboards

Slot CPU Cards


Accessories

Appendix

* All specifications and photos are subject to change without notice.
© 2013 Axiomtek Co., Ltd. All rights reserved.

Industrial Motherboards - Mini ITX Form Factor

Selection Guide



Page 164

Features	Models	SBC86620	
Form Factor		Mini ITX	
CPU Level		AMD LX800	
CPU Socket		Onboard	
CPU FSB Frequency		N/A	
Core Logic Chipset		AMD LX800 + CS5536AD	
Memory Type		DDR-333/400	
Max. DRAM Capacity		1 GB	
Cache RAM Capacity		Integrated in CPU	
BIOS		Phoenix-Award	
Watchdog Timer		255 levels, 0-255 sec.	
Onboard SSD		1 x CompactFlash™	
Onboard Digital I/O		8-IN/OUT	
I/O	IDE	2 x PATA-100	
	SATA	N/A	
	FDD	1 x FDD	
	LPT	1 x LPT	
	Serial	COM 1	RS-232/422/485
		COM 2	RS-232
		COM 3	RS-232
		COM 4	RS-232
		COM 5	N/A
		COM 6	N/A
		USB	4 x USB 2.0
	IrDA	N/A	
SIM Card Slot		N/A	
IEEE 1394a		N/A	
Display		1 x VGA/TTL 1 x LVDS	
Onboard Ethernet		2 x 10/100Mbps Ethernet	
Onboard Audio		AC'97 Codec	
Hardware Monitoring		Yes	
SMBus		Yes	
Expansion Interface		1 x PCI	
Power Management		ACPI	
Battery		Lithium	
Operating Temperature		0° ~ +60°C (32°F~ 140°F)	
Relative Humidity		10% to 95%, non-condensing	
EMI Compliance		CE	
Wide Temperature		N/A	

Industrial Motherboards - ATX Form Factor

Selection Guide

NEW




Page 165

NEW



Page 166



Page 167

Features/Models	IMB211	IMB210	IMB208	
Form Factor	ATX	ATX	ATX	
CPU Level	LGA1150 socket Intel® Core™ i7/ i5/ i3/ Celeron®	LGA1150 socket Intel® Xeon® E3/ Core™ i3/ Pentium® / Celeron®	Intel® Core™ i7/ i5/ i3/ Celeron®	
CPU Socket	LGA1150	LGA1150	LGA1155	
CPU FSB Frequency	N/A	N/A	N/A	
Core Logic Chipset	Intel® Q87	Intel® C226	Intel® C216	
Memory Type	DDR3-1333/1600	DDR3-1333/1600	DDR3-1333/1600	
Max. DRAM Capacity	32 GB	32 GB	32 GB	
Cache RAM Capacity	Integrated in CPU	Integrated in CPU	Integrated in CPU	
BIOS	AMI UEFI BIOS with OA 3.0 built	AMI UEFI BIOS with OA 3.0 built	AMI UEFI BIOS with OA 3.0 built	
Watchdog Timer	255 levels, 0-255 sec.	255 levels, 0-255 sec.	255 levels, 0-255 sec.	
Onboard SSD	N/A	1 x CFast™	1 x CFast™	
Onboard Digital I/O	4-IN & 4-OUT	4-IN & 4-OUT	4-IN & 4-OUT	
I/O	IDE	N/A	N/A	
	SATA	4 x SATA-300	5 x SATA-300	2 x SATA-600, 3 x SATA-300
	FDD	N/A	N/A	N/A
	LPT	1 x LPT	N/A	N/A
	Serial	COM 1	RS-232/422/485	RS-232/422/485
		COM 2	RS-232	RS-232
		COM 3	RS-232	RS-232
		COM 4	RS-232	RS-232
		COM 5	RS-232	RS-232
		COM 6	RS-232	RS-232
USB	8 x USB 2.0, 5 x USB 3.0	6 x USB 2.0, 4 x USB 3.0	4 x USB 2.0, 8 x USB 3.0	
IrDA	N/A	N/A	N/A	
SIM Card Slot	N/A	N/A	N/A	
IEEE 1394a	N/A	N/A	N/A	
Display	1 x DVI-D 1 x VGA 1 X DisplayPort 1 x HDMI	1 x DVI-I 1 x DisplayPort 1 x HDMI	1 x DVI-I 2 x DisplayPort	
Onboard Ethernet	2 x 10/100/1000Mbps Ethernet	2 x 10/100/1000Mbps Ethernet	2 x 10/100/1000Mbps Ethernet	
Onboard Audio	HD Codec Realtek ALC892	HD Codec Realtek ALC662	HD Codec	
Hardware Monitoring	Yes	Yes	Yes	
SMBus	N/A	Yes	N/A	
Expansion Interface	4 x PCI 1 x PCIe x1 1 x PCIe x4 1 x PCIe x16 1 x PCI Express Mini Card	3 x PCI 1 x PCIe x1 1 x PCIe x4 2 x PCIe x16	1 x PCIe x16 1 x PCIe x4 2 x PCIe x1 3 x PCI	
Power Management	ACPI	ACPI	ACPI 3.0	
Battery	Lithium	Lithium	Lithium	
Operating Temperature	0° ~ +60°C (32°F~ 140°F)	0° ~ +60°C (32°F~ 140°F)	0° ~ +60°C (32°F~ 140°F)	
Relative Humidity	10% to 95%, non-condensing	10% to 95%, non-condensing	10% to 95%, non-condensing	
EMI Compliance	CE	CE	CE	
Wide Temperature	By request	By request	By request	

SBC
Services
and Solutions

Systems
on
Modules

Embedded
SBCs
>EPIC

Embedded
SBCs
>3.5" Capa

Embedded
SBCs
>Nano-ITX

Embedded
SBCs
>Pico-ITX

Embedded
SBCs
>PC/104

Industrial
Mother-
boards

Slot
CPU
Cards

Accessories

Appendix

Industrial Motherboards - ATX Form Factor

Selection Guide




Page 168



Page 169



Page 170




Page 171

Features/Models	IMB207	IMB206	IMB205	IMB204	
Form Factor	ATX	ATX	ATX	ATX	
CPU Level	Intel® Core™ i7/ i5/ i3/ Celeron®	Intel® Core™ i7/ i5/ i3/ Celeron®	Intel® Core™ i7/ i5/ i3/ Pentium®	Intel® Core™ i7/ i5/ i3/ Celeron®	
CPU Socket	LGA1155	LGA1155	LGA1156	LGA115 1333/1600 MHz	
CPU FSB Frequency	N/A	N/A	1066/1333 MHz	N/A	
Core Logic Chipset	Intel® Q77	Intel® Q67	Intel® Q57	Intel® B75	
Memory Type	DDR3-1333/1600	DDR3-1066/1333	DDR3-1066/1333	DDR3-1333/1600	
Max. DRAM Capacity	32 GB	16 GB	32 GB	32 GB	
Cache RAM Capacity	Integrated in CPU	Integrated in CPU	Integrated in CPU	Integrated in CPU	
BIOS	AMI UEFI BIOS with OA 3.0 built	AMI UEFI BIOS with OA 3.0 built	AMI UEFI BIOS	AMI	
Watchdog Timer	255 levels, 0~255 sec.	255 levels, 0~255 sec.	255 levels, 0~255 sec.	255 levels, 0~255 sec.	
Onboard SSD	1 x CFast™	1 x CFast™	USB DOM	N/A	
Onboard Digital I/O	4-IN & 4-OUT	8 IN/OUT or 4 IN/OUT	8 IN/OUT	4-IN & 4-OUT	
I/O	IDE	N/A	N/A	N/A	
	SATA	2 x SATA-600, 3 x SATA-300	3 x SATA-300, 2 x SATA 2.0	6 x SATA-300	1 x SATA-600; 5 x SATA-300
	FDD	N/A	N/A	1 x FDD	N/A
	LPT	N/A	N/A	1 x LPT	1 x LPT
	Serial	COM 1	RS-232/422/485	RS-232/422/485	RS-232/422/485
		COM 2	RS-232	RS-232	RS-232
		COM 3	RS-232	RS-232	RS-232
		COM 4	RS-232	RS-232	RS-232
		COM 5	N/A	N/A	N/A
		COM 6	N/A	N/A	N/A
USB	4 x USB 2.0, 8 x USB 3.0	12 x USB 2.0	12 x USB 2.0	12 x USB 2.0	
IrDA	N/A	N/A	N/A	N/A	
SIM Card Slot	N/A	N/A	N/A	N/A	
IEEE 1394a	N/A	N/A	N/A	N/A	
Display	1 x DVI-I 2 x DisplayPort	1 x DVI-I 2 x DisplayPort	1 x VGA 1 x DisplayPort	1 x VGA 1 x DVI-D	
Onboard Ethernet	2 x 10/100/1000Mbps Ethernet	2 x 10/100/1000Mbps Ethernet	2 x 10/100/1000Mbps Ethernet	2 x 10/100/1000Mbps Ethernet	
Onboard Audio	HD Codec	HD Codec	HD Codec	HD Codec	
Hardware Monitoring	Yes	Yes	Yes	Yes	
SMBus	N/A	Yes	Yes	N/A	
Expansion Interface	1 x PCIe x16 1 x PCIe x4 2 x PCIe x1 3 x PCI	1 x PCIe x16 1 x PCIe x4 2 x PCIe x1 3 x PCI	1 x PCIe x16 1 x PCIe x4 2 x PCIe x1 3 x PCI	1 x PCIe x16 1 x PCIe x4 1 x PCIe x1 4 x PCI	
Power Management	ACPI 3.0	ACPI	ACPI	ACPI	
Battery	Lithium	Lithium	Lithium	Lithium	
Operating Temperature	0° ~ +60°C (32°F~ 140°F)	0° ~ +60°C (32°F~ 140°F)	0° ~ +60°C (32°F~ 140°F)	0° ~ +60°C (32°F~ 140°F)	
Relative Humidity	10% to 95%, non-condensing	10% to 95%, non-condensing	10% to 95%, non-condensing	10% to 95%, non-condensing	
EMI Compliance	CE	CE	CE	CE	
Wide Temperature	N/A	N/A	N/A	0°C ~ +60°C (32°F ~ 140°F)	

MANO873

LGA1155 Socket Intel® Core™ i7/ i5/ i3/ Celeron® Mini ITX SBC with Intel® Q77 PCH, VGA/DVI-D, Dual LANs and USB 3.0



System


CPU	LGA1155 socket 3rd Generation Intel® core™ i7/ i5/ i3/ Celeron® processor
System Memory	2 x 204-pin SO-DIMM dual channel DDR3-1333/1600 max. up to 16 GB
Chipset	Intel® Q77
BIOS	AMI UEFI BIOS with OA 3.0 built
SSD	N/A
Watchdog Timer	255 level, 1 ~ 255 sec
Expansion Interface	1 x PCIe x16 Gen3 1 x PCI Express Mini Card
Battery	Lithium 3V/220 mAH
Power Requirements	TBD
Size	170 x 170 mm
Board Thickness	1.6 mm
Temperature	0° ~ +60°C (32°F ~ 140°F), operation
Operation Humidity	10% ~ 95% relative humidity, non-condensing

I/O


MIO	1 x RS-232/422/485 (COM 1); with 5V/12V power 1 x RS-232 (COM 2) 1 x PS/2 keyboard and mouse
SATA	2 x SATA-300; 1 SATA-300 supports SATA DOM 2 x SATA-600 support RAID 0/1
Hardware Monitoring	Detect CPU/System temperature, voltage and fan speed
Ethernet	1st port as 10/100/1000 Mbps support WOL, PXE with Intel® 82579LM/V (LAN 1) 2nd port as 10/100/1000 Mbps support WOL, PXE with Intel® 82583V (LAN 2)
Audio	HD Audio as Mic-in/Line-out with Realtek ALC662
USB	4 x USB 3.0 (2 USB 3.0 from PCH Q77; 2 USB 3.0 from Renesas uPD720202 with WinXP driver) 4 x USB 2.0
TPM	Infineon TPM 1.2 SLB9635
Digital I/O	8 Channels (4-IN & 4-OUT)
SM BUS	N/A

Features

- LGA1155 socket 3rd Generation Intel® Core™ i7/ i5/ i3/ Celeron® processors
- Intel® Q77 PCH
- 2 DDR3-1333/1600 MHz max. up to 16 GB memory capacity
- PCIe x16 Gen3 support
- 2 SATA-600 with RAID 0,1
- 2 SATA-300 with 1 SATADOM supported
- 4 USB 3.0
- iAMT 8.0 supported
- TPM 1.2 supported



▲ Rear view



▲ Side view

Display

Chipset	Intel® HD 2000/3000/4000 Graphics
Memory Size	Shared Memory
Display Interface	1 x VGA 1 x DVI-D

Packing List

Standard	
MANO873	User's manual/utility CD, cable

Ordering Information

Standard	
MANO873	LGA1155 socket Mini ITX SBC with Intel® Core™ i7/ i5/ i3/ Celeron®, VGA/DVI-D, 2 10/100/1000Mbps and USB 3.0

SBC
Services
and Solutions

Systems
on
Modules

Embedded
SBCs
>EPIC

Embedded
SBCs
>3.5" Capa

Embedded
SBCs
>Nano-ITX

Embedded
SBCs
>Pico-ITX

Embedded
SBCs
>PC/104

Industrial
Mother-
boards

Slot
CPU
Cards

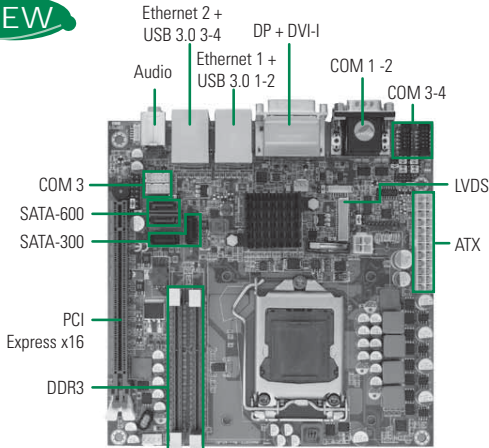
Accessories

Appendix

MANO872

LGA1155 Socket Intel® Core™ i7/ i5/ i3/ Celeron® Mini ITX SBC with Intel® Q77 PCH, DisplayPort/DVI-I/LVDS, Dual LANs and USB 3.0

NEW



System


CPU	LGA1155 Socket 3rd Generation Intel® Core™ i7/ i5/ i3/ Celeron® processor
System Memory	2 x 204-pin SO-DIMM dual channel DDR3-1333/1600 max up 16 GB
Chipset	Intel® Q77
BIOS	AMI UEFI BIOS with OA 3.0 built
SSD	N/A
Watchdog Timer	255 level, 1 ~ 255 sec.
Expansion Interface	1 x PCIe x16 Gen3 1 x PCI Express Mini Card
Battery	Lithium 3V/220 mAh
Power Requirements	TBD
Size	170 x 170 mm
Board Thickness	1.6 mm
Temperature	0° ~ +60°C (32°F ~ 140°F), operation
Operation Humidity	10% ~ 95% relative humidity, non-condensing

I/O


MIO	1 x RS-232/422/485 (COM 1) 3 x RS-232 (COM 2-4); COM 1 and COM 3 with 5V/12V power
SATA	2 x SATA-300; 1 SATA-300 supports SATA DOM 2 x SATA-600 support RAID 0/1/5/10
Hardware Monitoring	Detect CPU/System temperature, voltage and fan speed
Ethernet	1st port as 10/100/1000 Mbps support WOL, PXE with Intel® 82579LM/V (LAN 1) 2nd port as 10/100/1000 Mbps support WOL, PXE with Intel® 82583V (LAN 2)
Audio	HD Audio as Mic-in/Line-out with Realtek ALC662
USB	4 x USB 3.0 4 x USB 2.0
TPM	Infineon TPM1.2 SLB9635
Digital I/O	8 Channels (4-IN & 4-OUT)
SM BUS	N/A

Features

- LGA1155 socket 3rd Generation Intel® Core™ i7/ i5/ i3/ Celeron® processors
- Intel® Q77 PCH
- 2 DDR3-1333/1600 MHz max. up to 16 GB memory capacity
- PCIe x16 Gen3 support
- 2 SATA-600 with RAID 0,1, 5 and 10
- 2 SATA-300 with 1 SATA DOM supported
- 4 USB 3.0
- iAMT 8.0 supported
- TPM 1.2 supported
- Triple view display



▲ Rear view



▲ Side view

Display

Chipset	Intel® HD 2000/3000/4000 Graphics
Memory Size	Shared Memory
Display Interface	1 x DisplayPort 1 x DVI-I 1 x LVDS

Packing List

Standard

User's manual/utility CD, cable, I/O bracket

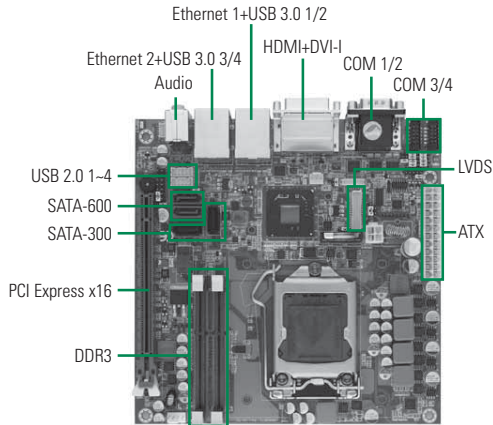
Ordering Information

Standard

MANO872	LGA1155 socket Mini ITX SBC with Intel® Core™ i7/ i5/ i3/ Celeron®, DisplayPort/DVI-I/LVDS, 2 10/100/1000Mbps and 4 USB 3.0
---------	---

MANO871

LGA1155 Socket Intel® Core™ i7/ i5/ i3/ Celeron® Mini ITX SBC with Intel® Q77 PCH, HDMI/DVI-I/LVDS, Dual LANs and USB 3.0



System

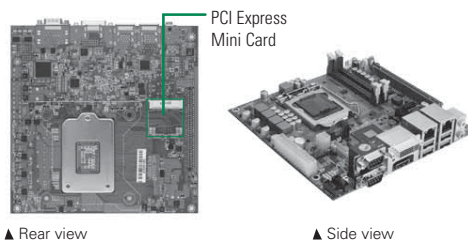
CPU	LGA1155 socket 3rd Generation Intel® Core™ i7/ i5/ i3/ Celeron® processors
System Memory	2 x 204-pin SO-DIMM dual channel DDR3-1333/1600 max. up to 16 GB
Chipset	Intel® Q77
BIOS	AMI UEFI BIOS with OA 3.0 built
SSD	N/A
Watchdog Timer	255 level, 1 ~ 255 sec
Expansion Interface	1 x PCIe x16 Gen3 1 x PCI Express Mini card
Battery	Lithium 3V/220 mAH
Power Requirements	Intel® Core™ i7-2700K 3.5 GHz, 8 GB DDR3 1333 x 2 +5V @ 1.5A, +12V @ 6.8A, -12V @ 0.1A, +5VSB @ 0.5A, +3.3V @ 1.0A
Size	170 x 170 mm
Board Thickness	1.6 mm
Temperature	0° ~ +60°C (32°F ~ 140°F), operation
Operation Humidity	10% ~ 95% relative humidity, non-condensing

I/O

MIO	1 x RS-232/422/485 (COM 1) 3 x RS-232 (COM2-4); COM 1 and COM 3 with 5V/12V power
SATA	2 x SATA-300; 1 SATA-300 supports SATA DOM 2 x SATA-600 support RAID 0/1/5/10
Hardware Monitoring	Detect CPU/System temperature, voltage and fan speed
Ethernet	1st port as 10/100/1000 Mbps supports WOL, PXE with Intel® 82579LM/V (LAN1) 2nd port as 10/100/1000 Mbps supports WOL, PXE with Intel® 82583V (LAN2)
Audio	HD Audio as Mic-in/Line-out with Realtek ALC662
USB	4 x USB 3.0 4 x USB 2.0
TPM	Infineon TPM1.2 SLB9635
SMBUS	N/A
Digital IO	4 Channels IN & 4 Channels OUT

Features

- LGA1155 socket 3rd Generation Intel® Core™ i7/ i5/ i3/ Celeron® processors
- Intel® Q77 PCH
- 2 DDR3-1333/1600 MHz up to 16 GB
- PCIe x16 Gen 3 supported
- 2 SATA-600 with RAID 0,1, 5 and 10 supported
- 2 SATA-300 with 1 SATADOM supported
- 4 USB 3.0 supported
- iAMT 8.0 supported
- TPM 1.2 supported
- Dual view display



▲ Rear view

▲ Side view

Display

Chipset	Intel® HD 4000/2500 Graphics
Memory Size	Shared memory
Display Interface	1 x HDMI 1 x DVI-I 1 x LVDS

Packing List

Quick installation guide, user's manual/utility CD, cable

Ordering Information

Standard	
MANO871	LGA1155 socket Mini ITX SBC with Intel® Core™ i7/ i5/ i3/ Celeron®, HDMI/DVI-I/LVDS, 2 10/100/1000Mbps Ethernet and USB 3.0

SBC
Services
and Solutions

Systems
on
Modules

Embedded
SBCs
>EPIC

Embedded
SBCs
>3.5" Capa

Embedded
SBCs
>Nano-ITX

Embedded
SBCs
>Pico-ITX

Embedded
SBCs
>PC/104

Industrial
Mother-
boards

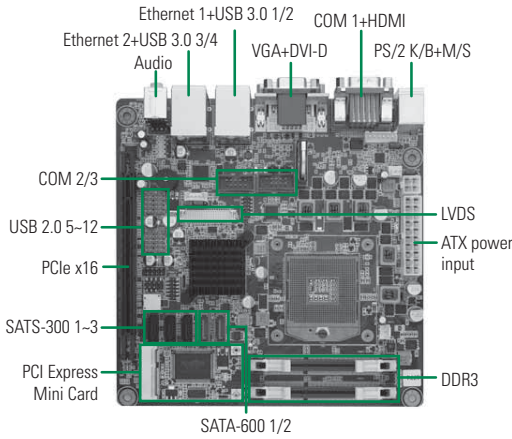
Slot
CPU
Cards

Accessories

Appendix

MANO870

Socket G2 Intel® Core™ i7/ i5/ i3/ Celeron® Mini ITX SBC with Intel® QM77 PCH, HDMI/ DVI-D/VGA/LVDS, PCI Express Gen3, SATA-600, Dual LANs and HD Audio



System


CPU	Socket G2 (rPGA 988B) for 3rd Generation Intel® Core™ i7/ i5/ i3/ Celeron® processors
System Memory	2 x 204-pin SO-DIMM dual channel DDR3-1333/1600 max. up to 16 GB
Chipset	Intel® QM77
BIOS	AMI UEFI BIOS with OA 3.0 built
SSD	1 x CFast™
Watchdog Timer	255 level, 1 ~ 255 sec
Expansion Interface	1 x PCIe x16 Gen3 1 x PCI Express mini card
Battery	Lithium 3V/220 mA
Power Requirements	Intel® Core™ i5-3610ME 2.7 GHz, 4GB DDR3 1333 x 2 +5V @ 1.4A, +12V @ 6.7A, -12V @ 0.1A, +5VSB @ 0.4A, +3.3V @ 1.0A
Size	170 x 170 mm
Board Thickness	1.6 mm
Temperature	0° ~ +60°C (32°F ~ 14°F), operation
Operation Humidity	10% ~ 95% relative humidity, non-condensing

I/O


MIO	1 x PS/2 keyboard/mouse 3 x RS-232 (COM1-3) with 5V/12V power
SATA	2 x SATA-600; 3 x SATA-300; with RAID 0,1,5,10
Hardware Monitoring	Detect CPU/System temperature, voltage and fan speed
Ethernet	1st port as 10/100/1000 Mbps supports WOL, PXE with Intel® 82579LM (LAN1) 2nd port as 10/100/1000 Mbps supports WOL, PXE with Intel® 82583V (LAN2)
Audio	HD Audio as Mic-in/Line-out with Realtek ALC892
USB	4 x USB 3.0 8 x USB 2.0
TPM	Infineon TPM 1.2 SLB9635
Digital I/O	8 Channels (4-IN & 4-OUT)
SM BUS	N/A

Features

- Socket G2 (rPGA 988B) for 3rd Generation Intel® Core™ i7/ i5/ i3/ Celeron® processors
- Intel® QM77 PCH
- 2 DDR3-1333/1600 MHz up to 16 GB
- PCIe x16 Gen 3 supported
- 4 USB 3.0 supported
- 2 SATA-600 supported
- CFast™ supported
- iAMT 8.0 supported
- TPM 1.2 supported
- Dual view display



▲ Rear view CFast™



▲ Side view

Display

Chipset	Intel® Integrated GMA
Memory Size	Shared memory
Display Interface	1 x HDMI 1 x DVI-D 1 x VGA 1 x LVDS

Packing List

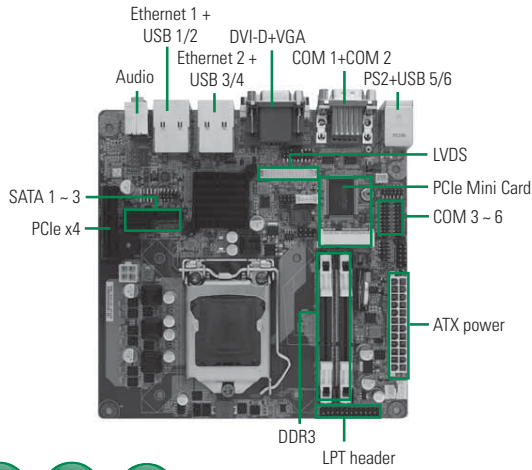
User's manual/utility CD, cable

Ordering Information

Standard	
MANO870	Socket G2 Mini ITX SBC with Intel® Core™ i7/ i5/ i3/ Celeron®, HDMI/DVI-D/VGA/LVDS, PCI Express Gen3, SATA-600, 2 10/100/1000Mbps and audio

MANO861

LGA1155 Socket Intel® Core™ i7/ i5/ i3/ Celeron® Mini ITX SBC with Intel® H61 PCH, VGA/DVI-D/LVDS, Dual LANs and HD Audio



System


CPU	LGA1155 socket 3rd Generation Intel® Core™ i7/ i5/ i3/ Celeron® processors
System Memory	2 x 204-pin SO-DIMM dual channel DDR3-1333/1600 max. up to 16 GB
Chipset	Intel® H61
BIOS	AMI UEFI BIOS
SSD	N/A
Watchdog Timer	255 levels, 1 – 255 sec.
Expansion Interface	1 x PCIe x4 1 x PCI Express Mini Card
Battery	Lithium 3V/ 220 mAH
Power Requirements	TBD
Size	170 x 170 mm
Board Thickness	1.6 mm
Temperature	0° ~ +60°C (32°F~ 140°F), operation
Operation Humidity	10% ~ 95% relative humidity, non-condensing

I/O

MIO	1 x RS-232/422/485 (COM 1) 5 x RS-232 (COM 2-6)
SATA	3 x SATA-300
Hardware Monitoring	Detect CPU/System temperature, voltage and fan speed
Ethernet	1st port as 10/100/1000 Mbps supports WOL, PXE with Realtek 8111E (LAN1) 2nd port as 10/100/1000 Mbps supports WOL, PXE with Realtek 8111E (LAN2)
Audio	HD audio as MIC-in/Line-out with Realtek ALC892
USB	6 x USB 2.0
TPM	N/A
SMBus	N/A
Digital IO	8 Channels (4-IN & 4-OUT)

Features

- LGA1155 socket 3rd Generation Intel® Core™ i7/ i5/ i3/ Celeron® processors
- Intel® H61 chipset
- 2 DDR3-1066/1333 MHz max. up to 16 GB
- 1 PCIe x4 supported
- 3 SATA-300 supported
- 6 USB 2.0 supported
- 6 COM ports supported
- Dual view display



▲ Side view

Display

Chipset	Intel® Integrated Graphics
Memory Size	Shared memory
Display Interface	1 x VGA 1 x DVI-D 1 x LVDS

Packing List

User's manual/utility CD, cable

Ordering Information

Standard	
MANO861	LGA1155 socket Mini ITX SBC with Intel® Core™ i7/ i5/ i3/ Celeron®, VGA/DVI-D/LVDS, 2 10/100/1000Mbps, 6 COM and audio

SBC
Services
and Solutions

Systems
on
Modules

Embedded
SBCs
>EPIC

Embedded
SBCs
>3.5" Capa

Embedded
SBCs
>Nano-ITX

Embedded
SBCs
>Pico-ITX

Embedded
SBCs
>PC/104

Industrial
Mother-
boards

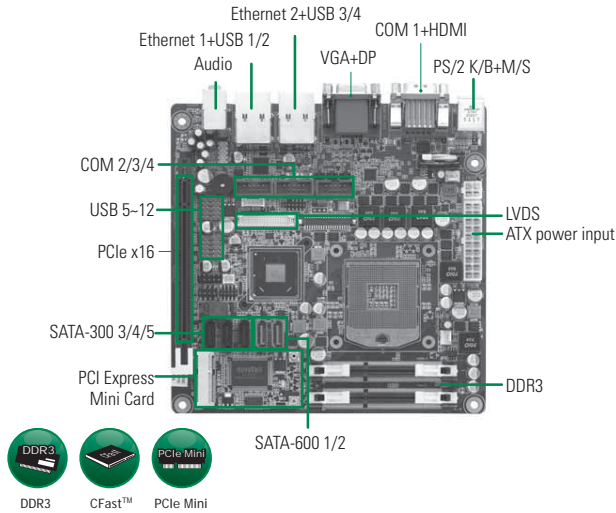
Slot
CPU
Cards

Accessories

Appendix


MANO860

Socket G2 Intel® Quad/Dual Core™ i7/ i5/ i3/ Celeron® Mini ITX SBC with Intel® QM67 PCH, DisplayPort/HDMI/VGA/LVDS, SATA-600, Dual LANs and RAID




Features

- Socket G2 (rPGA 988B) 2nd Generation Intel® Quad/ Dual Core™ i7/i5/ i3/ Celeron® processors
- Intel® QM67 PCH
- 2 DDR3-1066/1333 MHz, max. up to 16 GB
- PCIe x16 Gen. 2 supported
- SATA-600 with RAID 0/1/5/10 supported
- CFast™ supported
- iAMT supported
- TPM supported



▲ Rear view CFast



▲ Side view

System

CPU	Socket G2 (rPGA 988B) for 2nd Generation Intel® Core™ i7/ i5/ i3/ Celeron® processors
System Memory	2 x 204-pin SO-DIMM support DDR3-1066/1333 max. up to 16 GB
Chipset	Intel® QM67 PCH
BIOS	AMI UEFI BIOS
SSD	1 x CFast™
Watchdog Timer	255 levels, 1-255 sec.
Expansion Interface	1 x PCIe x16 Gen. 2 1 x PCI Express Mini Card
Battery	Lithium 3 V/ 220 mAh
Power Requirements	+12V @ 4.86A, +5V @ 1.28A, +3.3V @ 1.05A, +5VSB @ 0.36A, -12V @ 0.41A
Size	170 x 170 mm
Board Thickness	1.6 mm
Temperature	0° ~ +60°C (32°F ~ 140°F), operation
Operation Humidity	10% ~ 95% relative humidity, non-condensing

Display

Chipset	Intel® HD Graphics 2000/3000
Memory Size	1.7 GB
Display Interface	1 x DP 1 x HDMI 1 x LVDS 1 x VGA

Packing List

User's manual/utility CD, SATA cable, I/O bracket

Ordering Information

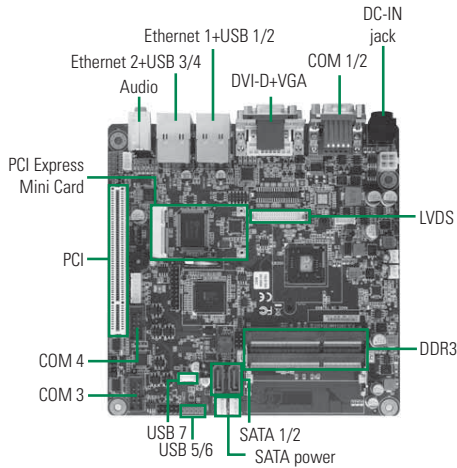
Standard	
MANO860PHGGA (P/N: E38M860100)	Socket G2 Mini ITX SBC with Intel® Core™ i7/ i5/ i3, VGA/ DisplayPort/HDMI/LVDS, 2 10/100/1000Mbps Ethernet, HD audio, 4 COM, 5 SATA and CFast

I/O

MIO	1 x PS/2 keyboard 1 x PS/2 mouse 4 x RS-232 (COM 2/3/4); with +5V/+12V powered
SATA	2 x SATA-600 & 3 x SATA-300 with RAID 0/1/5/10
Hardware Monitoring	Detect CPU/system temperature, voltage and support Smart fan control
Ethernet	1st port as 10/100/1000 Mbps supports Wake-on-LAN, PXE Boot ROM with Intel® 82579LM 2nd port as 10/100/1000 Mbps supports Wake-on-LAN, PXE Boot ROM with Intel® 82583V
Audio	HD Codec audio as MIC-in/Line-in/Line-out speaker-out with Realtek ALC892
USB	12 x USB 2.0 port
TPM	Infineon SLB9625 for trusted platform
SMBus	System Management Bus for advanced monitoring/control
Digital I/O	8 channels (4-IN & 4-OUT)

MANO831

Intel® Atom™ D2550 Mini ITX SBC with Intel® NM10 Chipset, VGA/DVI-D/LVDS, Dual LANs and HD Audio



System


CPU	Intel® Atom™ processor D2550 onboard
System Memory	2 x 204-pin SO-DIMM, support DDR3-1066 max. up to 4 GB
Chipset	Intel® NM10 PCH
BIOS	AMI 16Mb flash ROM
SSD	N/A
Watchdog Timer	Reset: 1 to 255 sec/min per step
Expansion Interface	1 x PCI 1 x mini PCIe
Battery	Lithium 3V/220 mAH
Power Requirements	TBD
Size	170 x 170 mm
Board Thickness	1.6 mm
Temperature	0° ~ +60°C (32°F ~ 140°F), operation
Operation Humidity	10% ~ 95% relative humidity, non-condensing

I/O

MIO	2 x RS-232 (COM 1 ~ 2) 2 x RS-232/422/485 (COM 3 ~ 4)
SATA	2 x SATA-300
Hardware Monitoring	Detect CPU/system temperature, voltage and support Smart fan control
Ethernet	2 x Realtek RTL8111E for Gigabit LAN
Audio	HD Codec audio as MIC-in/Line-in/Line-out speaker-out with Realtek ALC892
USB	7 x USB 2.0
SMBus	N/A
Digital I/O	8 Channels (4-IN & 4-OUT)
TPM	Infineon TPM1.2 SLB9635

Features

- Intel® Atom™ processor D2550 onboard
- 2 DDR3 1066 MHz up to 4 GB
- Dual view display via DVI-D/VGA/LVDS
- PCI/Mini PCIe expansion slot
- 2 x SATA-300 supported
- 7 USB 2.0 supported
- TPM 1.2 supported



▲ Side view

Display

Chipset	Intel® Graphics Media Accelerator (GMA) 3650
Memory Size	Share memory
Display interface	1 x VGA 1 x DVI-D 1 x LVDS

Packing List

User's manual/utility CD, cable

Ordering Information

Standard	
MANO831	Mini ITX SBC with Intel® Atom™ D2550, VGA/DVI-D/LVDS, 2 10/100/1000Mbps Ethernet, 4 COM, 7 USB and HD audio

SBC
Services
and Solutions

Systems
on
Modules

Embedded
SBCs
>EPIC

Embedded
SBCs
>3.5" Capa

Embedded
SBCs
>Nano-ITX

Embedded
SBCs
>Pico-ITX

Embedded
SBCs
>PC/104

Industrial
Mother-
boards

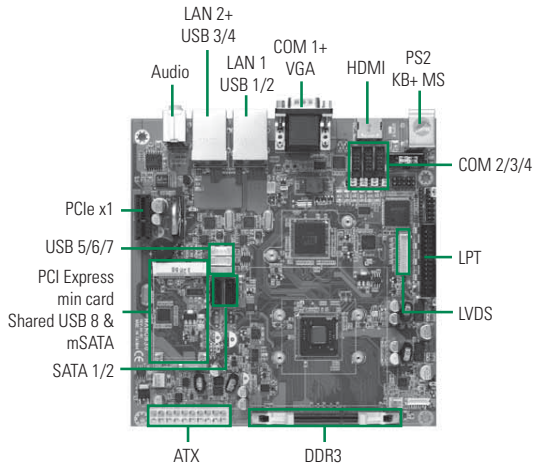
Slot
CPU
Cards

Accessories

Appendix

MANO830

Intel® Atom™ D2550 Mini ITX SBC with Intel® NM10 Chipset, VGA/HDMI/LVDS, PCI Express Mini Card, PCIe x1 and HD Audio



System

CPU	Intel® Atom™ processor D2550 onboard
System Memory	1 x 204-pin SO-DIMM dual channel DDR3-1066 max. up to 4 GB
Chipset	Intel® NM10
BIOS	AMI UEFI BIOS
SSD	N/A
Watchdog Timer	Reset: 1 ~ 255 sec.
Expansion Interface	1 x PCIe x1 1 x PCI Express Mini Card (By jumper selection for mSATA or PCIe Mini Card)
Battery	Lithium 3V/220 mAH
Power Requirements	TBD
Size	170 x 170 mm
Board Thickness	1.6 mm
Temperature	0° ~ +60°C (32°F ~ 140°F), operation
Operation Humidity	10% ~ 95% relative humidity, non-condensing

I/O


MIO	1 x PS/2 keyboard and mouse 4 x RS-232 (COM 1 ~ COM 4) with 5V/12V jumper selection 1 x LPT
SATA	2 SATA-300
Ethernet	2 x Realtek RTL8111E for Gigabit LAN
Audio	HD Audio as Mic-in/Line-out with Realtek ALC892
USB	8 x USB 2.0
TPM	N/A
Digital I/O	8 Channels (4-IN & 4-OUT)
SM BUS	N/A

Display

Display Chipset	Intel® GMA graphic core
Memory Size	Shared Memory
Display Interface	1 x VGA 1 x HDMI 1 x LVDS 24bit dual channel

Features

- Intel® Atom™ processor D2550 onboard
- 1 DDR3-1066 MHz max. up to 4 GB
- PCIe x1 support
- 8 x USB 2.0
- 2 SATA-300 supported
- PCI Express Mini Card supported
- ATX power supported
- Dual view display



▲ Side view

Packing List

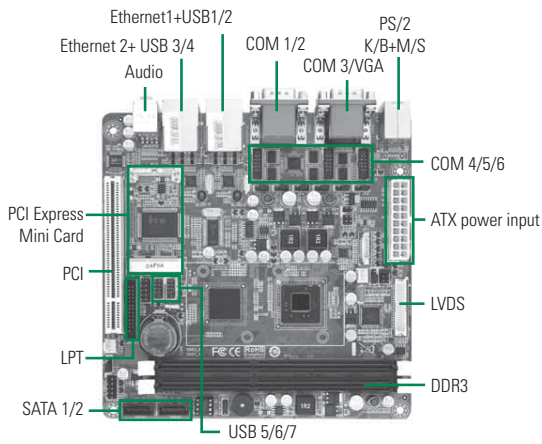
User's manual/utility CD, cable, I/O bracket

Ordering Information

Standard	
MANO830	Mini ITX SBC with Intel® Atom™ D2550, VGA/HDMI/LVDS, PCI Express Mini Card, PCIe x1, 2 10/100/1000Mbps Ethernet, 4 COM, 8 USB and HD Audio

MANO825

Intel® Atom™ D525 Mini ITX SBC with Intel® NM10 Chipset, VGA/LVDS, Dual LANs and 6 COM



System


CPU	Intel® Atom™ processor D525 1.8 GHz onboard
System Memory	2 x 240-pin DIMM support DDR3-800 max. up to 4 GB
Chipset	Intel® NM10
BIOS	AMI
SSD	N/A
Watchdog Timer	255 levels, 1~255 sec.
Expansion Interface	1 x PCI 1 x PCI Express Mini card
Battery	Lithium 3 V/ 220 mAh
Power Requirements	Intel® Atom™ D525 Dual Core Pineview-D, 2GB DDR3 x 2 Max. RMS: +5V @ 1.6A, +12V @ 0.6A, -12V @ 0.1A, +5VSB @ 0.1A, +3.3V @ 1.8A
Size	170 x 170 mm
Board Thickness	1.6 mm
Temperature	0° ~ +60°C (32°F ~ 140°F), operation
Operation Humidity	10% ~ 95% relative humidity, non-condensing

I/O

MIO	1 x PS/2 keyboard 1 x PS/2 mouse 6 x RS-232; with +5V/+12V powered by jumper selection 1 x LPT
SATA	2 x SATA-300
Hardware Monitoring	Detect CPU/system temperature, voltage and Smart fan control
Ethernet	2 ports as 10/100/1000 Mbps supports Wake-on-LAN, PXE Boot ROM with Realtek 8111E
Audio	HD Codec audio as MIC-in/Line-out with Realtek ALC662
USB	7 x USB 2.0 port
SMBus	System Management Bus for advanced monitoring/control
Digital IO	4 channels IN & 4 channels OUT

Features

- Intel® Atom™ processor D525 1.8 GHz onboard
- 2 DDR3-800 MHz 240-pin DIMM max.up to 4 GB
- DualView with VGA & 24-bit LVDS
- 2 SATA-300 supported
- 6 COM ports supported
- PCI slot and PCI Express Mini Card



▲ Side view

Display

Chipset	Intel® GMA3150 graphics core
Memory Size	Intel® DVMT 4.0 compliant
Display Interface	1 x VGA 1 x LVDS; 18/24-bit single channel

Packing List

User's manual/utility CD, SATA cable

Ordering Information

Standard	
MANO825VGGGA-D525	Mini ITX SBC with Intel® Atom™ processor D525, VGA/LVDS, 2 10/100/1000Mbps Ethernet, 6 COM, HD audio and PCI expansion

SBC
Services
and Solutions

Systems
on
Modules

Embedded
SBCs
>EPIC

Embedded
SBCs
>3.5" Capa

Embedded
SBCs
>Nano-ITX

Embedded
SBCs
>Pico-ITX

Embedded
SBCs
>PC/104

Industrial
Mother-
boards


Slot
CPU
Cards

Accessories

Appendix

MANO800

LGA1156 Intel® Core™ i7/ i5/ i3/ Pentium® Mini ITX SBC with Intel® Q57 Chipset, DVI-D/VGA, PCI Express x4 and 4 SATA RAID



System


CPU	LGA1156 socket for Intel® Core™ i7/ i5/ i3/ Pentium® processor with FSB 1066/1333 MHz
System Memory	2 x 240-pin DIMM support DDR3-1066/1333 max. up to 8 GB
Chipset	Intel® Q57
BIOS	AMI UEFI BIOS
SSD	1 x CompactFlash™ type-II or 1 x CFast™ (optional)
Watchdog Timer	255 levels, 1-255 sec.
Expansion Interface	1 x PCIe x4
Battery	Lithium 3 V/ 220 mAh
Power Requirements	Intel® Core™ i5-660 @3.33 GHz, 2GB DDR3 Max. RMS: +5V_SBY @ 0.022A, +3.3V @ 0.845A, +5V @ 1.252A, +12V @ 2.495A, -12V @ 0.034A
Size	170 x 170 mm
Board Thickness	1.6 mm
Temperature	0° ~ +60°C (32°F ~ 140°F), operation
Relative Humidity	10% ~ 95% relative humidity, non-condensing

I/O

MIO	1 x PS/2 keyboard 1 x PS/2 mouse 1 x RS-232/422/485 (COM 1); with +5V/+12V powered 1 x RS-232 (COM 2); with +5V/+12V powered
SATA	4 x SATA-300 with RAID 0/1/5/10
Hardware Monitoring	Detect CPU/system temperature, voltage and support Smart fan
Ethernet	1st port as 10/100/1000Mbps supports Wake-on-LAN, RPL/PXE Boot ROM with Intel® 82578DM 2nd port as 10/100/1000Mbps supports Wake-on-LAN, RPL/PXE Boot ROM with Intel® 82583V
Audio	HD Codec audio as MIC-in/Line-in/Line-out speaker-out with Realtek ALC662
USB	10 x USB 2.0
SMBus	System Management Bus for advanced monitoring/control
Digital IO	8 channels IN/OUT programmable

Features

- LGA1156 socket for Intel® Core™ i7/ i5/ i3/ Pentium® processor with FSB 1066/1333 MHz
- Intel® Q57 chipset
- 2 DDR3-1066/1333 MHz max. up to 8 GB
- 4 SATA-300 with RAID 0, 1, 5, 10 supported
- CompactFlash™ type-II or CFast™ (optional)



▲ Side view

Display

Chipset	Intel® HD Graphics
Memory Size	Intel® DVM 5.0 compliant
Display Interface	1 x VGA 1 x DVI-D

Packing List

Standard

Quick installation guide, user's manual/utility CD, cable

Cable

Part Number	Description	Qty
593826A0000E	SATA signal cable 500mm	1

Ordering Information

Standard

MANO800DGGA CF w/ CF (P/N: E38M800100)	LGA1156 Mini ITX SBC with DVI-D/VGA, 2 10/100/1000Mbps Ethernet, HD audio, 2 COM ports, 4 SATA and CF
MANO800DGGA (P/N: E38M800102)	LGA1156 Mini ITX SBC with DVI-D/VGA, 2 10/100/1000Mbps Ethernet, HD audio, 2 COM ports, 4 SATA

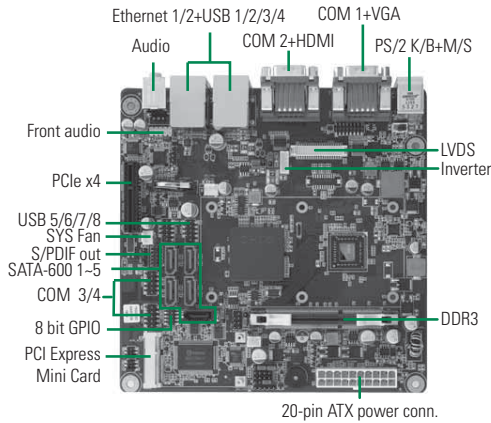
Optional

MANO800DGGA (P/N: E38M800101)	LGA1156 Mini ITX SBC with DVI-D/VGA, 2 10/100/1000Mbps Ethernet, HD audio, 2 COM ports, 4 SATA and CFast
-------------------------------	--

* Discrete graphic card is necessary for display if the chosen CPU doesn't have integrated graphics support.

MANO120

AMD G-Series APU Mini ITX SBC with AMD A55E FCH, HDMI/VGA/LVDS, Dual LANs and SATA-600



System


CPU	AMD G-Series APU T56N 1.65 GHz dual core onboard
System Memory	1 x 204-pin SO-DIMM supports DDR3-1066/1333 max. up to 4 GB
Chipset	AMD A55E FCH
BIOS	AMI EFI 16Mb SPI
SSD	1 x CFast™
Watchdog Timer	255 levels, 1~255 sec.
Expansion Interface	1 x PCIe x4 slot 1 x PCIe Mini Card 1 x CFast™
Battery	Lithium 3 V/ 220 mAh
Power Requirements	+5V @ 1.65A, +12V @ 1.7A, -12V @ 0.06A, +5VSB @ 0.09A, +3.3V @ 0.41A
Size	170 x 170 mm
Board Thickness	1.6 mm
Temperature	0° ~ +60°C (32°F ~ 140°F), operation
Relative Humidity	10% ~ 95% relative humidity, non-condensing

I/O


MIO	1 x PS/2 keyboard 1 x PS/2 mouse 4 x RS-232 (with 2 powered COM)
SATA	5 x SATA-600 (Port 5 supports SATA DOM)
Hardware Monitoring	Detect CPU/system temperature, voltage and support Smart fan control
Ethernet	2 ports as 10/100/1000 Mbps support Wake-on-LAN, PXE Boot ROM with Realtek RTL8111DL
Audio	HD Codec audio as MIC-in/Line-out 2 CH support multiple streaming with Realtek ALC892 Speaker-out 3W x 2 with TPA3005D2 amplifier Front Audio pin header
USB	8 x USB 2.0
SMBus	System Management Bus for advanced monitoring/control interface
Digital I/O	4 channels IN & 4 channels OUT

Features

- AMD G-Series APU T56N 1.65 GHz
- AMD A55E FCH
- 1 DDR3-1066/1333 MHz max. up to 4 GB
- 18 bit single channel LVDS
- Dual display combination with VGA, HDMI and LVDS
- PCIe x4 slot and PCI Express Mini Card
- SATA-600 supported
- CFast™ supported
- AT/ATX mode supported



▲ Rear view CFast



▲ Side view

Display

Chipset	AMD Radeon™ HD6320 Graphic engine
Memory Size	2 GB
Display Interface	1 x HDMI 1 x VGA 1 x LVDS

Packing List

User's manual/utility CD, SATA cable and I/O bracket

Ordering Information

Standard	
MANO120VGGA-T56N	AMD G-Series APU T56N Mini ITX SBC with A55E FCH, LVDS/HDMI/VGA, 2 10/100/1000Mbps Ethernet, HD audio, 4 COM, 8 USB ports and CFast

SBC
Services
and Solutions

Systems
on
Modules

Embedded
SBCs
>EPIC

Embedded
SBCs
>3.5" Capa

Embedded
SBCs
>Nano-ITX

Embedded
SBCs
>Pico-ITX

Embedded
SBCs
>PC/104

Industrial
Mother-
boards


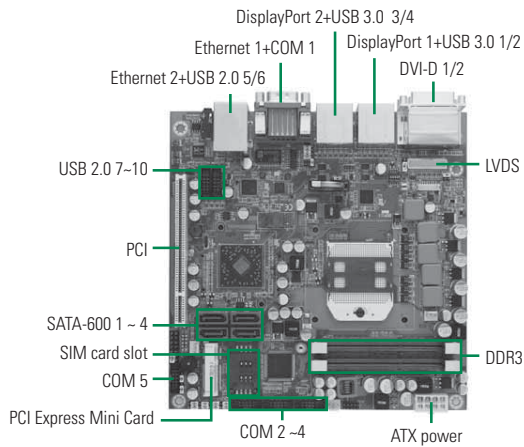
Slot
CPU
Cards

Accessories

Appendix

MANO111

AMD Embedded R-Series APU Mini ITX SBC with AMD A75 FCH, DDR3, USB 3.0, LVDS/DisplayPort/DVI-D and Dual LANs



System


CPU	FS1r2 socket AMD Embedded R-Series APU
System Memory	2 x 204-pin SO-DIMM DDR3-1333/1600 max. up to 16 GB
Chipset	AMD A75 FCH
BIOS	AMI UEFI BIOS with OA 3.0 built
SSD	CFast™
Watchdog Timer	255 level, 1 ~ 255 sec
Expansion Interface	PCI, PCIe Mini Card, SIM card
Battery	Lithium 3V/220 mAh
Power Requirements	AMD R-Series R-464L 2.3 GHz, 8 GB DDR3 1600 x 2 +12V @ 3.4A.
Size	170 x 170 mm
Board Thickness	1.6 mm
Temperature	0° ~ +60°C (32°F ~ 140°F), operation
Operation Humidity	10% ~ 95% relative humidity, non-condensing

I/O


MIO	1 x RS-232/422/485 (COM 1); with +5V/+12V. 4 x RS-232 (COM 2-5); with +5V/+12V.
SATA	4 SATA-600 with RAID 0, 1, 5 and 10
Hardware Monitoring	Detect CPU/system temperature, voltage and support Smart fan control
Ethernet	1st port as 10/100/1000Mbps supports wake-on-LAN PXE with Realtek RTL8111E. 2nd port as 10/100/1000Mbps supports wake-on-LAN, PXE and DUSH with Realtek RTL8111DP.
Audio	Supports 2.1 channel audio lineout via HD Codec ALC662
USB	4 x USB 3.0 7 x USB 2.0 (USB 11 on the PCI Express Mini Card)
TPM	1.2
SMBus	N/A
Digital IO	4 Channels IN & 4 Channels OUT

Features

- FS1r2 socket AMD Embedded R-Series APU
- AMD A75 FCH
- Integrated graphics AMD Radeon HD 7 series
- DDR3 Dual channel SO-DIMM 1333/1600 max. up to 16 GB
- 4 SATA-600 support RAID 0,1,5,10
- 4 USB 3.0 supported
- 4 independent displays
- DisplayPort 2 supports multi-stream
- TPM 1.2 supported



▲ Rear view



▲ Side view

Display

Chipset	Integrated Gfx (AMD Radeon HD7000 series)
Memory Size	Shared memory
LCD Interface	18/24 bit Dual channel LVDS
Display Interface	1 x LVDS 2 x DisplayPort 2 x DVI-D

Packing List

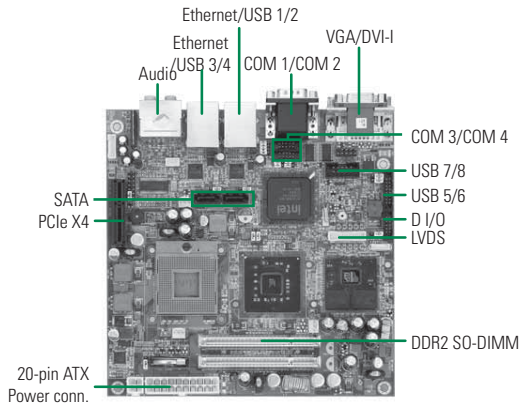
User's manual/utility CD, cable

Ordering Information

Standard	
MANO111	Mini ITX SBC with AMD R-Series APU, DDR3, USB 3.0, LVDS/DisplayPort/DVI-D, 5 COM, 4 USB 3.0 and 2 10/100/1000Mbps

SBC86850

Socket P Intel® Core™2 Duo Mini ITX SBC with Intel® GM45 + ICH9M Chipset, ATI M72 Graphics Chip, DualView, DVI-I/LVDS and 4 COM



System


CPU	Socket P for Intel® Core™2 Duo/ Celeron® M processor with FSB 667/800/1066 MHz
System Memory	2 x 200-pin SO-DIMM support DDR2-667/800 max. up to 4 GB
Chipset	Intel® GM45 + ICH9M
Graphic Chip	ATI M72 graphics controller
BIOS	AMI
SSD	N/A
Watchdog Timer	255 levels, 1~255 sec.
Expansion Interface	1 x PCIe x4 slot supports 1 x PCIe x4 or 4 x PCIe x1 devices
Battery	Lithium 3V/220 mAH
Power Requirements	Intel® Core™2 Duo T9400 2.53 GHz, 2G DDR2 Max. RMS: +5V_SBY @ 0.069A, +3.3V @ 0.827A, +5V @ 2.115A, +12V @ 1.796A, -12V @ NA
Size	170 x 170 mm
Board Thickness	1.6 mm
Temperature	0° ~ +60°C (32°F ~ 140°F), operation
Relative Humidity	10% ~ 95% relative humidity, non-condensing

I/O

MIO	1 x PS/2 keyboard and mouse 4 x RS-232; with +5V/+12V powered
SATA	2 x SATA-300
Hardware Monitoring	Detect CPU/system temperature, voltage and fan speed
Ethernet	2 ports as 10/100/1000Mbps support Wake-on-LAN, RPL/PXE Boot ROMs with Realtek RTL8111B
Audio	7.1 channel HD Codec audio as MIC-in/Line-out/ Speaker-out with Realtek ALC888
USB	8 x USB 2.0
SMBus	System Management Bus for advanced monitoring/control interface
Digital I/O	8 channels IN/OUT programmable

Features

- Socket P for Intel® Core™2 Duo/ Celeron® M processor with FSB 667/800/1066 MHz
- Intel® GM45 + ICH9M chipset
- High performance ATI M72 graphics chip onboard
- 4 COM ports for transaction terminal applications
- 8 USB 2.0 ports supported



▲ Side view

Display

Chipset	ATI Radeon HD 3200 Graphics (w/ ATI M72) Intel® GMA 4500HD graphics Core (w/o ATI M72)
Memory Size	128 MB (w/ ATI M72) Intel® DVM T 5.0 compliant (w/o ATI M72)
Display Interface	w/ ATI M72: 1 x VGA; 1 x LVDS; 18/24-bit single/dual channel; 1 x DVI-I w/o ATI M72: 1 x VGA; 1 x LVDS; 18/24-bit single/dual channel

Packing List

Standard

Quick installation guide, user's manual/utility CD, cable, CPU cooler

Cable

Part Number	Description	Qty
593826A0000E	SATA signal cables 500mm	1
59384500200E	COM x 2 w/ bracket, P=2.0, L=300mm	1

Ordering Information

Standard

SBC86850DGGA w/ ATI M72	Socket P Mini ITX SBC with DVI-I/LVDS LCD, 2 10/100/1000Mbps Ethernet, HD audio, 4 COM ports and ATI M72 graphics controller
SBC86850VGGA w/o ATI M72	Socket P Mini ITX SBC with VGA/LVDS LCD, 2 10/100/1000Mbps Ethernet, HD audio, 4 COM ports

Optional

E9C2D00016	ATP Z-U130 USB DoM 1GB 10P (RC)
E9C2D00026	ATP Z-U130 USB DoM 2GB 10P (RC)

SBC
Services
and Solutions

Systems
on
Modules

Embedded
SBCs
>EPIC

Embedded
SBCs
>3.5" Capa

Embedded
SBCs
>Nano-ITX

Embedded
SBCs
>Pico-ITX

Embedded
SBCs
>PC/104

Industrial
Mother-
boards

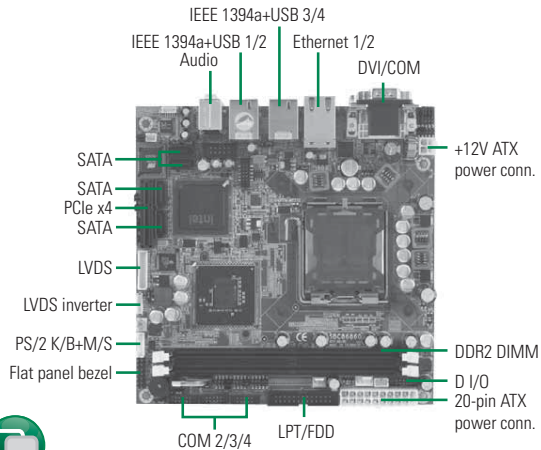
Slot
CPU
Cards

Accessories

Appendix

SBC86860

LGA775 Intel® Core™2 Quad/ Core™2 Duo Mini ITX SBC with Intel® Q35 + ICH9 Chipset, DVI-I/LVDS, PCI Express x4 and Firewire



System


CPU	LGA775 socket for Intel® Core™2 Quad/ Core™2 Duo/ Celeron® processors with FSB 800/1066/1333 MHz
System Memory	2 x 240-pin DIMM supports DDR2-667/800 max. up to 4 GB
Chipset	Intel® Q35 + ICH9/ICH9DO
BIOS	Phoenix-Award
SSD	1 x CompactFlash™ type-II (optional)
Watchdog Timer	255 levels, 1-255 sec.
Expansion Interface	1 x PCIe x4 (without CF version) or 4 x PCIe x1 devices
Battery	Lithium 3V/220 mAh
Power Requirements	Intel® Core™2 Quad Q9400 2.66 GHz, 2G DDR2 Max. RMS: +5V_SBY @ 0.022A, +3.3V @ 0.682A, +5V @ 2.967A, +12V @ 2.707A, -12V @ 0.059A
Size	170 x 170 mm
Board Thickness	1.6 mm
Temperature	0° ~ +60°C (32°F ~ 140°F), operation (differentiated by CPU)
Relative Humidity	10% ~ 95% relative humidity, non-condensing

I/O

MIO	1 x FDD/LPT; with SPP/EPP/ECP supported 1 x PS/2 keyboard 1 x PS/2 mouse 3 x RS-232 (COM 2/3/4); with +5V/+12V powered 1 x RS-232/422/485 (COM 1); with +5V/+12V powered
SATA	4 x SATA-300; with RAID 0/1/10/5 (Optional with ICH9DO)
Hardware Monitoring	Detect CPU/system temperature, voltage and fan speed
Ethernet	2 ports as 10/100/1000Mbps support Wake-on-LAN, RPL/PXE Boot ROM with Realtek RTL8111B
Audio	HD Codec audio as MIC-in/Line-out/Speaker-out with Realtek ALC262
USB	8 x USB 2.0
Firewire	2 x IEEE 1394a
TPM	Infineon SLB9365 for trusted platform (optional)
SMBus	System Management Bus for advanced monitoring/control interface
Digital I/O	8 channels IN/OUT programmable

Features

- LGA775 Intel® Core™2 Duo/ Core™2 Quad processor with FSB 800/1066/1333 MHz
- Intel® Q35 + ICH9 chipset
- 4 COM ports for transaction terminal applications
- 8 USB 2.0 ports and 2 IEEE 1394a ports
- TPM 1.2 trusted platform (optional)
- With high performance integrated graphics controller



▲ Side view

Display

Chipset	Intel® GMA 3100 graphics core
Memory Size	Intel® DVM T 4.0 compliant
Display Interface	1 x LVDS; 18/24-bit single/dual channel 1 x DVI-I

Packing List

Standard	Quick installation guide, user's manual/utility CD, cable
-----------------	---

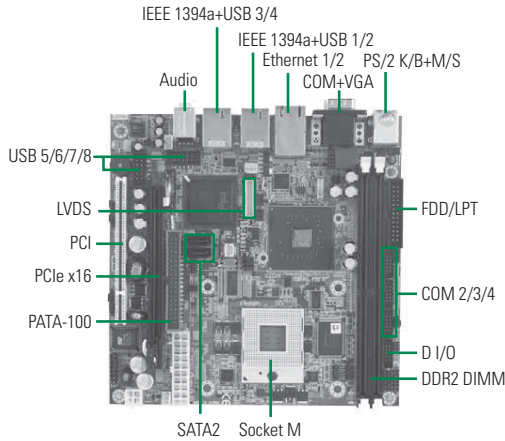
Cable		
Part Number	Description	Qty
593826A0000E	SATA signal cables 500mm	1
59384500200E	COM x 2 w/ bracket,P=2.0, L=250 mm	1
59386832000E	Wafer 2.00mm 6P to PS/2 cable, L=200 mm	1

Ordering Information

Standard	SBC86860DGGAF	LGA775 Mini ITX SBC with DVI-I/LVDS LCD,
	(P/N: E386860100)	2 10/100/1000Mbps Ethernet, HD audio, 4 COM ports and firewire

SBC86831

Socket M Intel® Core™2 Duo Mini ITX SBC with Intel® 945GME+ICH7M/-DH Chipset, VGA/LVDS, PCI Express x16 and Firewire



System


CPU	Socket M for Intel® Core™2 Duo/ Core™ Duo/ Core™ Solo/ Celeron® M processors with FSB 533/667 MHz; Intel® Celeron® M processor ULV 423 onboard
System Memory	2 x 240-pin DIMM supports DDR2-533/667 max. up to 4 GB
Chipset	Intel® 945GME + ICH7M/ICH7M-DH
BIOS	Phoenix-Award 4Mbit with RPL/PXE LAN Boot ROM, SmartView and customer CMOS backup
SSD	1 x CompactFlash™ type-II (optional)
Watchdog Timer	255 levels, 1-255 sec.
Expansion Interface	1 x PCIe x16 graphics port supports for SDVO or PCIe x1 devices 1 x PCI for 32-bit PCI supports 2 bus masters 1 x PCI Express Mini Card (optional)
Battery	Lithium 3V/220 mAH
Power Requirements	Intel® Core™2 Duo T7600 2.33 GHz, 2GB DDR2 Max. RMS: +5V_SBY @ 0.025A, +3.3V @ 0.105A, +5V @ 1.93A, +12V @ 1.583A, -12V @ NA
Size	170 x 170 mm
Board Thickness	1.6 mm
Temperature	0° ~ +60°C (32°F ~ 140°F), operation
Relative Humidity	10% ~ 95% relative humidity, non-condensing

I/O

MIO	1 x IDE; PATA-100 1 x FDD/LPT(default); with SPP/EPP/ECP supported 1 x PS/2 keyboard; 1 x PS/2 mouse 3 x RS-232 (COM 2/3/4); with +5V/+12V powered 1 x RS-232/422/485 (COM 1); with +5V/+12V powered
SATA	2 x SATA-150; with RAID 0/1 (optional with ICH7M-DH)
Hardware Monitoring	Detect CPU/system temperature, voltage and fan speed
Ethernet	2 ports as 10/100/1000Mbps support Wake-on-LAN, RPL/PXE Boot ROM with Realtek RTL8111B
Audio	AC'97 Codec audio as MIC-in/Line-out with Realtek ALC655
USB	8 x USB 2.0
Firewire	2 x IEEE 1394a
TPM	Infineon SLB9635 for trusted platform (optional)
SMBus	System Management Bus for advanced monitoring/control interface
Digital I/O	8 channels (3-IN & 5-OUT)

Features

- Socket M for Intel® Core™2 Duo/ Core™ Duo/ Core™ Solo processor with FSB 533/667 MHz
- Intel® 945GME + ICH7M/-DH chipset
- With high performance integrated graphics controller and discrete solution through PCIe x16 interface
- RAID 0/1 (optional with ICH7M-DH)
- 4 COM ports for transaction terminal applications
- 8 USB 2.0 ports and 2 IEEE 1394a ports



▲ Side view

Display

Chipset	Intel® GMA 950 graphics core
Memory Size	Intel® DVM T 3.0 compliant
Display Interface	1 x VGA 1 x LVDS; 18/24-bit single/dual channel

Packing List

Standard	Quick installation guide, user's manual/utility CD, cable, CPU cooler
-----------------	---

Part Number	Description	Qty
593826A0000E	SATA signal cable 500mm	1
59382601000E	Ultra DMA66 IDE cable 40-pin 455mm	1
59384500200E	COM x 2 w/ bracket, P=2.0, L=250mm	1
59386831000E	USB cable x 2 w/ bracket, P=2.54mm L=180mm	1

Ordering Information

Standard	SBC86831VGGAF (P/N: E386831100)	Socket M Mini ITX SBC with VGA/LVDS LCD, 2 10/100/1000Mbps Ethernet, AC'97 audio, 4 COM ports and firewire
-----------------	---------------------------------	--

SBC Services and Solutions

Systems on Modules

Embedded SBCs >EPIC

Embedded SBCs >3.5" Capa

Embedded SBCs >Nano-ITX

Embedded SBCs >Pico-ITX

Embedded SBCs >PC/104

Industrial Motherboards

Slot CPU Cards

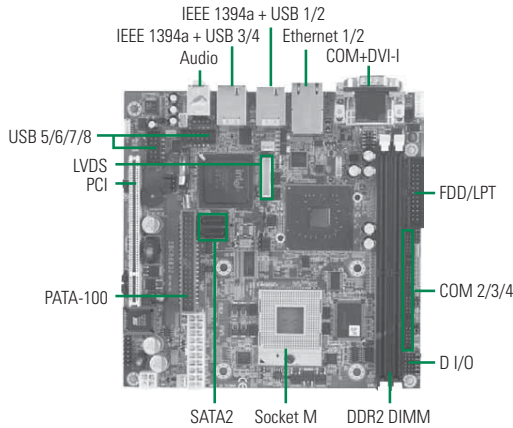
Accessories

Appendix

* All specifications and photos are subject to change without notice.
© 2013 Axiomtek Co., Ltd. All rights reserved.

SBC86832

Socket M Intel® Core™2 Duo Mini ITX SBC with Intel® 945GME + ICH7M/-DH Chipset, DVI-I/LVDS, 4 COM and Firewire



Low Power DualView PCIe Mini

System


CPU	Socket M for Intel® Core™2 Duo/ Core™ Duo/ Core™ Solo/ Celeron® M processors with FSB 533/667 MHz; Intel® Celeron® M processor ULV 423 onboard
System Memory	2 x 240-pin DIMM supports DDR2-533/667 max. up to 4 GB
Chipset	Intel® 945GME + ICH7M/ICH7M-DH
BIOS	Phoenix-Award
SSD	1 x CompactFlash™ type-II (optional)
Watchdog Timer	255 levels, 1~255 sec.
Expansion Interface	1 x PCI for 32-bit PCI supports 2 bus masters 1 x PCI Express Mini Card (optional)
Battery	Lithium 3V/220 mAh
Power Requirements	Intel® Core™2 Duo T7600 2.33 GHz, 2GB DDR2 Max. RMS: +5V, SBY @ 0.025A, +3.3V @ 0.106A, +5V @ 1.923A, +12V @ 1.584A, -12V @ NA
Size	170 x 170 mm
Board Thickness	1.6 mm
Temperature	0° ~ +60°C (32°F ~ 140°F), operation
Relative Humidity	10% ~ 95% relative humidity, non-condensing

I/O

MIO	1 x IDE; PATA-100 1 x FDD/LPT(default); with SPP/EPP/ECP supported 1 x PS/2 keyboard; 1 x PS/2 mouse 3 x RS-232 (COM 2/3/4); with +5V/+12V powered 1 x RS-232/422/485 (COM 1); with +5V/+12V powered
SATA	2 x SATA-150; with RAID 0/1 (optional with ICH7M-DH)
Hardware Monitoring	Detect CPU/system temperature, voltage and fan speed
Ethernet	2 ports as 10/100/1000Mbps support Wake-on-LAN, RPL/PXE Boot ROM with Realtek RTL8111B
Audio	AC'97 Codec audio as MIC-in/Line-out with Realtek ALC655
USB	8 x USB 2.0
Firewire	2 x IEEE 1394a
TPM	Infineon SLB9635 for trusted platform (optional)
SMBus	System Management Bus for advanced monitoring/control interface
Digital I/O	8 channels (3-IN & 5-OUT)

Features

- Socket M for Intel® Core™2 Duo/Core Duo/Core Solo processor with FSB 533/667 MHz
- Intel® 945GME + ICH7M/-DH chipset
- DVI-I interface for both VGA and DVI external display devices
- 4 COM ports for transaction terminal applications
- 8 USB 2.0 ports and 2 IEEE 1394a ports



▲ Side view

Display

Chipset	Intel® GMA 950 graphics core
Memory Size	Intel® DVMT 3.0 compliant
Display Interface	1 x LVDS; 18/24-bit single/dual channel 1 x DVI-I

Packing List

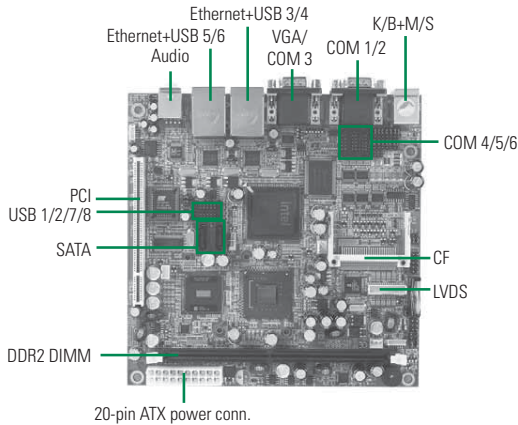
Standard		
Quick installation guide, user's manual/utility CD, cable,CPU cooler		
Cable		
Part Number	Description	Qty
593826A0000E	SATA signal cable 500mm	1
59382601000E	Ultra DMA66 IDE cable 40-pin 455mm	1
59384500200E	COM x 2 w/ bracket, P=2.0, L=250mm	1
59386831000E	USB cable x 2 w/ bracket, P=2.54mm L=180mm	1
59386832000E	Wafer 2.00mm 6P to PS/2 cable, L=200mm	1
594826A0000E	DVI to VGA adaptor	1

Ordering Information

Standard		
SBC86832DGGAF	Socket M Mini ITX SBC with LVDS/DVI-I, 10/100/1000Mbps	
(P/N: E386832100)	Ethernet, AC 97 audio, 4 COM ports and firewire	

SBC86836

Intel® Atom™ N270 Mini ITX SBC with Intel® 945GSE + ICH7M Chipset, VGA/LVDS, DualView, 6 COM and Dual LANs



System


CPU	Intel® Atom™ processor N270 1.6 GHz onboard with FSB 533 MHz
System Memory	1 x 240-pin DIMM supports DDR2-400/533 max. up to 2 GB
Chipset	Intel® 945GSE + ICH7M
BIOS	AMI
SSD	1 x CompactFlash™ type-II
Watchdog Timer	255 levels, 1~255 sec.
Expansion Interface	1 x PCI for 32-bit PCI supports 2 bus masters
Battery	Lithium 3V/220 mAH
Power Requirements	Intel® Atom™ N270 1.6 GHz, 1GB DDR2 Max. RMS: +5V_SBY @ 0.223A, +3.3V @ 0.767A, +5V @ 1.644A, +12V @ 0.123A, -12V @ 0.084A
Size	170mm x 170 mm
Board Thickness	1.6 mm
Temperature	0° ~ +60°C (32°F ~ 140°F), operation
Relative Humidity	10% ~ 95% relative humidity, non-condensing

I/O

MIO	1 x PS/2 keyboard 1 x PS/2 mouse 3 x RS-232 (COM 2/3/4); with +5V/+12V powered 1 x RS-232/422/485 (COM 1); with +5V/+12V powered
SATA	2 x SATA-150
Hardware Monitoring	Detect CPU/system temperature, voltage and fan speed
Ethernet	2 ports as 10/100/1000Mbps support Wake-on-LAN, RPL/PXE Boot ROM with Realtek RTL8111B
Audio	AC'97 Codec audio as MIC-in/Line-out/Speaker-out with Realtek ALC203
USB	8 x USB 2.0
SMBus	System Management Bus for advanced monitoring/control interface
Digital I/O	8 channels (4-IN & 4-OUT)

Features

- Intel® Atom™ processor N270 1.6 GHz onboard with FSB 533 MHz
- Intel® 945GSE + ICH7M chipset
- Intel® Gen 3.5 high performance integrated graphics controller for VGA and LVDS
- 8 USB 2.0 ports



▲ Side view

Display

Chipset	Intel® GMA 950 graphics core
Memory Size	Intel® DVM T 3.0 compliant
Display Interface	1 x VGA 1 x LVDS; 18-bit single channel (SBC86836VGA-N270 w/18-bit LVDS) 1 x LVDS; 18/24-bit single/dual channel (SBC86836VGA-N270 w/24-bit LVDS)

Packing List

Standard		
Quick installation guide, user's manual/utility CD, cable		
Cable		
Part Number	Description	Qty
593826A0000E	SATA signal cables 500mm	1

Ordering Information

Standard	
SBC86836VGA-N270	Mini ITX SBC with Intel® Atom™ processor N270, VGA, 18-bit LVDS LCD, 2 10/100/100Mbps Ethernet, audio and PCI expansion
SBC86836LVGA-N270	Mini ITX SBC with Intel® Atom™ processor N270, VGA, 24-bit LVDS LCD, 2 10/100/100Mbps Ethernet, audio and PCI expansion

SBC Services and Solutions

Systems on Modules

Embedded SBCs >EPIC

Embedded SBCs >3.5" Capa

Embedded SBCs >Nano-ITX

Embedded SBCs >Pico-ITX

Embedded SBCs >PC/104

Industrial Motherboards

Slot CPU Cards

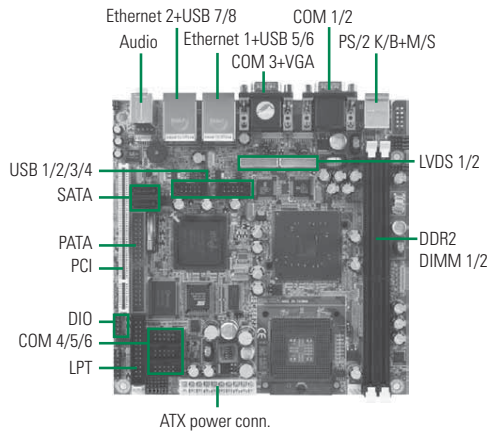
Accessories

Appendix

* All specifications and photos are subject to change without notice.
© 2013 Axiomtek Co., Ltd. All rights reserved.

SBC86822

Socket 478 Intel® Pentium® M Mini ITX SBC with Intel® 910GML E + ICH6M Chipset, DualView, SATA and 6 COM Ports



System


CPU	Socket 478 for Intel® Pentium® M/ Celeron® M processors with FSB 400 MHz; ULV Intel® Celeron® M processor 600MHz/512KB or 1GHz/ZC onboard
System Memory	2 x 240-pin DIMM supports DDR2-400/533 max. up to 2 GB
Chipset	Intel® 910GML E + ICH6M
BIOS	Phoenix-Award
SSD	1 x CompactFlash™ type-II with DMA mode support (optional)
Watchdog Timer	255 levels, 1~255 sec.
Expansion interface	1 x PCI for 32-bit PCI supports 2 bus masters
Battery	Lithium 3V/220 mAH
Power Requirements	*Intel® Celeron® 1.0 GHz/ZC, 1GB DDR2 Max. RMS: +5V_SBY @ 0.022A, +3.3V @ 0.68A, +5V @ 0.98A, +12V @ 0.579A, -12V @ 0.064A *Intel® Pentium® M 2.0 GHz, 1GB DDR2 Max. RMS: +5V_SBY @ 0.022A, +3.3V @ 0.87A, +5V @ 3.876A, +12V @ 0.759A, -12V @ 0.079A
Size	170 x 170 mm
Board Thickness	1.6 mm
Temperature	0° ~ +60°C (32°F ~ 140°F), operation
Relative Humidity	10% ~ 95% relative humidity, non-condensing

I/O

MIO	1 x IDE; PATA-100 1 x PS/2 keyboard; 1 x PS/2 mouse 6 x RS-232; with +5V/+12V powered 1 x LPT; with SPP/EPP/ECP supported
SATA	2 x SATA-150
Hardware Monitoring	Detect CPU/system temperature, voltage and fan speed
Ethernet	2 ports as 10/100/1000Mbps support Wake-on-LAN, RPL/PXE Boot ROM with Realtek RTL8111B
Audio	AC'97 Codec audio as MIC-in/Line-out/Speaker-out with Realtek ALC655
USB	8 x USB 2.0
SMBus	System Management Bus for advanced monitoring/control interface
Digital I/O	8 channels (4-IN & 4-OUT)

Features

- Socket 478 for Intel® Pentium® M/ Celeron® M processor with FSB 400 MHz
- Intel® 910GML E + ICH6M chipset
- DualView with different content & resolution
- 8 USB 2.0 ports for high speed peripherals
- 2 Serial ATA-150 supported
- 6 COM ports



▲ Side view

Display

Chipset	Intel® GMA 900 graphics core
Memory Size	Intel® DVM T 3.0 compliant
Display Interface	1 x VGA 1 x LVDS; 18/24-bit single/dual channel

Packing List

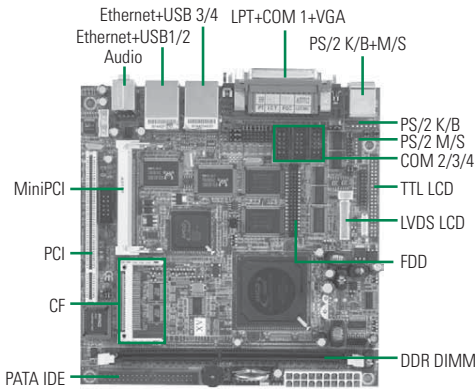
Standard		
Quick installation guide, user's manual/utility CD, cable, CPU cooler (socket type)		
Cable		
Part Number	Description	Qty
593836A0030E	SATA power cable 150mm	1
593826A0000E	SATA signal cable 500mm	1

Ordering Information

Standard	
SBC86822VGGA (P/N: E386822100)	Socket 478 Mini ITX SBC with VGA, 18-bit single/dual LVDS LCD, 2 10/100/1000Mbps Ethernet (RTL8111B), AC 97 audio and 6 COM ports
SBC86822VGGA-1GE (P/N: E386822101)	Mini ITX SBC with ULV Intel® Celeron® M 1 GHz/OK CPU onboard, VGA/LVDS LCD, 2 10/100/1000Mbps Ethernet (RTL8111B), AC 97 audio and 6 COM ports

SBC86620

AMD LX Mini ITX SBC with Dual LANs,
4 COM and USB 2.0



System


CPU	AMD LX800 processor onboard
System Memory	1 x 184-pin DIMM supports DDR-333/400 max. up to 1 GB
Chipset	AMD LX800 + CS5536AD
BIOS	Phoenix-Award
SSD	1 x CompactFlash™ type-II
Watchdog Timer	255 levels, 1~255 sec.
Expansion Interface	1 x PCI for 32-bit PCI supports 2 bus masters 1 x MiniPCI
Battery	Lithium 3V/220 mAH
Power Requirements	AMD LX800, 1GB DDR Max. RMS: +5V_SBY @ 0.07A, +3.3V @ NA, +5V @ 1.255A, +12V @ 0.046A, -12V @ NA
Size	170 x 170 mm
Board Thickness	1.6 mm
Temperature	0° ~ +60°C (32°F ~ 140°F), operation
Relative Humidity	10% ~ 95% relative humidity, non-condensing

I/O

MIO	1 x IDE; PATA-100 1 x FDD 1 x PS/2 keyboard 1 x PS/2 mouse 3 x RS-232 (COM 2/3/4); with +5V/+12V powered 1 x RS-232/422/485 (COM 1); with +5V/+12V powered 1 x LPT; with SPP/EPP/ECP supported
SATA	N/A
Hardware Monitoring	Detect CPU/system temperature and voltage
Ethernet	2 ports as 10/100Mbps support Wake-on-LAN, RPL/PXE Boot ROM with Realtek RTL8100C
Audio	AC'97 Codec audio as MIC-in/Line-out/Speaker-out with Realtek ALC203
USB	4 x USB 2.0
SMBus	System Management Bus for advanced monitoring/control interface
Digital I/O	8 channels IN/OUT programmable

Features

- Low Power Fanless AMD LX800
- AMD LX + CS5536AD chipset
- Dual 10/100 Mbps Ethernet supported
- 4 COM and 4 USB 2.0 ports
- 1 PCI slot and MiniPCI socket for expansion



▲ Side view

Display

Chipset	AMD LX intergrated
Memory Size	Max. up to 254 MB
Display Interface	1 x VGA 1 x LCD interface for TTL (Max up to 24-bit) or LVDS (18/24-bit single channel)

Packing List

Standard		
Quick installation guide, user's manual/utility CD, cable		
Cable		
Part Number	Description	Qty
59380402010E	COM port cable w/ bracket	1
593836A0010E	40-40-40 IDE cable L=310+155mm	1

Ordering Information

Standard		
SBC86620VEEA -500	Mini ITX SBC with AMD LX800 500 MHz CPU, VGA/LCD,	
(P/N: E386620101)	2 10/100Mbps Ethernet, AC 97 audio and 4 COM ports	

SBC
Services
and Solutions

Systems
on
Modules

Embedded
SBCs
>EPIC

Embedded
SBCs
>3.5" Capa

Embedded
SBCs
>Nano-ITX

Embedded
SBCs
>Pico-ITX

Embedded
SBCs
>PC/104

Industrial
Mother-
boards


Slot
CPU
Cards

Accessories

Appendix

IMB211

LGA1150 Socket Intel® Core™ i7/ i5/ i3/ Celeron® ATX Industrial Motherboard with Intel® Q87 PCH, USB 3.0, SATA 3.0, Dual LAN, DisplayPort/VGA/DVI-D/HDMI and PCIe Mini Card



System


CPU	LGA1150 socket 4th Generation Intel® Core™ i7/ i5/ i3/ Celeron® processors
System Memory	4 x 240-pin DIMM support IMB210 supports Non ECC DDR3-1333/1600 max. up to 32GB
Chipset	Intel® Q87 PCH
BIOS	AMI UEFI BIOS with OA 3.0 built
SSD	N/A
Watchdog Timer	255 levels
Expansion Interface	1 x PCIe x16 Gen. 3 slots 1 x PCIe x4 Gen. 2 1 x PCIe x1 Gen. 2 4 x PCI 1 x PCI Express Mini Card, co-layout with mSATA
Battery	Lithium 3 V/220 mAh
Power Requirements	TBD
Size	305 x 244 mm
Board Thickness	1.6 mm
Temperature	0°C ~ +60°C, operation
Operation Humidity	10% ~ 95% relative humidity, non-condensing

I/O

MIO	1 x PS/2 keyboard 1 x PS/2 mouse 5 x RS-232 (Internal box header) 1 x RS-232/422/485 (Internal box header)
SATA	4 x SATA-300 with RAID 0/1/5/10
Hardware Monitoring	Detect CPU/system temperature, voltage and support Smart fan control
Ethernet	1st port as 10/100/1000 Mbps supports Wake-on-LAN, PXE Boot ROM, iAMT with Intel® i218LM 2nd port as 10/100/1000 Mbps supports Wake-on-LAN, PXE Boot ROM with Intel® i210AT
Audio	HD Codec audio as MIC-in/Line-in/Line-out with Realtek ALC892
USB	8 x USB 2.0 ports and 5 x USB 3.0 ports
TPM	TPM header
SMBus	N/A
Digital I/O	8 channels (4-IN & 4-OUT)

Features

- LGA1150 socket 4th Generation Intel® Core™ i7/ i5/ i3/ Celeron® processors
- Intel® Q87 PCH
- 4 DDR3-1333/1600 MHz max. up to 32 GB memory capacity
- Triple view display
- PCIe x16 Gen. 3 supported
- 4 SATA-600 with RAID 0, 1, 5 and 10
- 4 USB 3.0 supported
- TPM header supported
- iAMT9.0 supported



▲ Side view

Display

Display Chipset	Intel® HD Integrated Graphics
Memory Size	TBD
Display Interface	1 x DisplayPort 1 x HDMI 1 x DVI-D 1 x VGA

Packing List


User's manual/utility CD, cable

Ordering Information

Standard	
IMB211	LGA1150 socket ATX industrial motherboard with Intel® Core™ i7/ i5/ i3/ Celeron®, USB 3.0, SATA3.0, Dual LAN, DisplayPort/VGA/DVI-D/HDMI and PCIe Mini Card

IMB210

LGA1150 Socket Intel® Xeon® E3/ Core™ i3/ Pentium®/ Celeron® ATX Industrial Motherboard with Intel® C226 PCH, ECC DDR3, USB 3.0, SATA 3.0, Dual LAN, DP/ DVI-I/HDMI and CFast™



System

CPU	LGA1150 socket 4th Generation Intel® Xeon® E3/ Core™ i3/ Pentium®/ Celeron® processors
System Memory	4 x 240-pin DIMM support IMB210 supports ECC DDR3-1333/1600 max. up to 32 GB
Chipset	Intel® C226 PCH
BIOS	AMI UEFI BIOS with OA 3.0 built
SSD	1 x CFast™
Watchdog Timer	255 levels
Expansion Interface	2 x PCIe x16 Gen. 3 slots (1 PCIe x16 or 2 PCIe x8 when use dual PCIe x8 concurrently) 1 x PCIe x4 Gen. 2 1 x PCIe x1 Gen. 2 3 x PCI
Battery	Lithium 3 V/220 mAh
Power Requirements	TBD
Size	305 x 244 mm
Board Thickness	1.6 mm
Temperature	0°C ~ +60°C, operation
Operation Humidity	10% ~ 95% relative humidity, non-condensing


I/O

MIO	1 x PS/2 keyboard 1 x PS/2 mouse 5 x RS-232 (Internal box header) 1 x RS-232/422/485 (Rear IO)
SATA	5 x SATA-300 with RAID 0/1/5/10
Hardware Monitoring	Detect CPU/system temperature, voltage and support Smart fan control
Ethernet	1st port as 10/100/1000 Mbps supports Wake-on-LAN, PXE Boot ROM, iAMT with Intel i217LM 2nd port as 10/100/1000 Mbps supports Wake-on-LAN, PXE Boot ROM with Intel i210AT
Audio	HD Codec audio as MIC-in/Line-in/Line-out with Realtek ALC662 speaker-out with 1W/8ohm x 2
USB	4 x USB 3.0 port & 6 x USB 2.0 port
TPM	Infineon SLB9635 for trusted platform
SMBus	System Management Bus for advanced monitoring/control
Digital I/O	8 channels (4-IN & 4-OUT)

* All specifications and photos are subject to change without notice.
© 2013 Axiomtek Co., Ltd. All rights reserved.

Features

- LGA1150 socket 4th Generation Intel® Xeon® E3/ Core™ i3/ Pentium®/ Celeron® processors
- Intel® C226 PCH
- 4 DDR3-1333/1600 MHz max. up to 32 GB memory capacity
- Triple view display
- PCIe x16 Gen. 3 supported
- 5 SATA-600 with RAID 0, 1, 5 and 10
- 4 USB 3.0 supported
- TPM 1.2 supported
- iAMT9.0 supported



▲ Side view

Display

Display Chipset	Intel® HD Integrated Graphics
Memory Size	TBD
Display Interface	1 x DisplayPort 1 x HDMI 1 x DVI-I

Packing List

User's manual/utility CD, cable

Ordering Information

Standard	
IMB210	LGA1150 socket ATX industrial motherboard with Intel® Xeon® E3/ Core™ i3/ Pentium®/ Celeron®, ECC DDR3, USB3.0, SATA3.0, Dual LAN, DP/DVI-I/HDMI and CFast™

SBC
Services
and Solutions

Systems
on
Modules

Embedded
SBCs
>EPIC

Embedded
SBCs
>3.5" Capa

Embedded
SBCs
>Nano-ITX

Embedded
SBCs
>Pico-ITX

Embedded
SBCs
>PC/104

Industrial
Mother-
boards

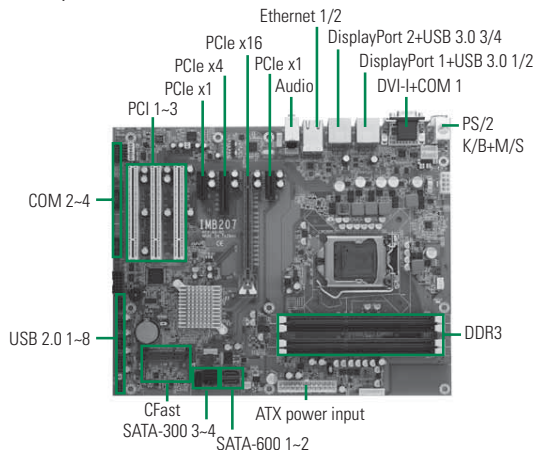
Slot
CPU
Cards

Accessories

Appendix

IMB208

LGA1155 Socket Intel® Core™ i7/ i5/ i3/ Celeron® ATX Industrial Motherboard with Intel® C216 PCH, USB 3.0, DisplayPort/DVI-I (VGA), Dual LANs and CFast™



System


CPU	LGA1155 socket 3rd Generation Intel® Core™ i7/ i5/ i3/ Celeron® processors (Ivy Bridge)
System Memory	4 x 240-pin DIMM support ECC DDR3-1333/1600 max. up to 32 GB
Chipset	Intel® C216 PCH
BIOS	AMI UEFI BIOS with OA 3.0 built
SSD	1 x CFast™
Watchdog Timer	255 levels, 1~255 sec.
Expansion Interface	1 x PCIe x16 Gen. 3 (slot 2) 1 x PCIe x4 Gen. 2 2 x PCIe x1 Gen. 2 3 x PCI
Battery	Lithium 3 V/220 mAh
Power Requirements	E3-1275V2 3.5 GHz DDR3, 8GB 1600 x 1 +5v@2.8A, +12V@9.3A, -12V@0.4A, +5VSB@0.4A, +3.3V@2.1A
Size	305 x 244 mm
Board Thickness	1.6 mm
Temperature	0° ~ +60°C (32°F ~ 140°F), operation
Operation Humidity	10% ~ 95% relative humidity, non-condensing

I/O

MIO	1 x PS/2 keyboard 1 x PS/2 mouse 3 x RS-232 (COM 2/3/4) 1 x RS-232/422/485 (COM 1)
SATA	2 x SATA-600 & 3 x SATA-300 with RAID 0/1/5
Hardware Monitoring	Detect CPU/system temperature, voltage and support Smart fan control
Ethernet	1st port as 10/100/1000 Mbps supports Wake-on-LAN, PXE Boot ROM, iAMT with Intel® 82579LM 2nd port as 10/100/1000 Mbps supports Wake-on-LAN, PXE Boot ROM with Intel® 82583V
Audio	HD Codec audio as MIC-in/Line-in/Line-out with Realtek ALC662 speaker-out with 1W/8ohm x 2
USB	4 x USB 3.0 & 8 x USB 2.0
TPM	Infineon SLB9635 for trusted platform
SMBus	System Management Bus for advanced monitoring/control
Digital I/O	8 channels (4-IN & 4-OUT)

Features

- LGA1155 socket 3rd Generation Intel® Core™ i7/ i5/ i3/ Celeron® processors (Ivy Bridge)
- Intel® C216 PCH
- 4 DDR3-1333/1600 MHz up to 32 GB
- Triple view display
- PCIe Gen. 3 supported
- 2 SATA-600 with RAID 0, 1
- 4 USB 3.0 supported
- CFast™ supported
- TPM 1.2 supported
- iAMT 8.0 supported



▲ Side view

Display

Display Chipset	Intel® HD 4000/2500 Graphics
Memory Size	Max. 1.7GB
Display Interface	2 x DisplayPort 1 x DVI-I

Packing List


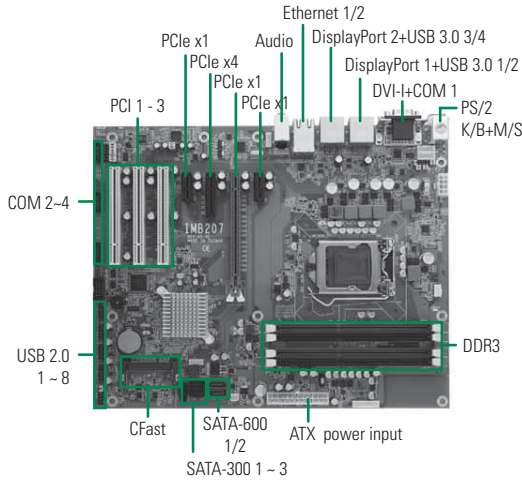
User's manual/utility CD, cable

Ordering Information

Standard	
IMB208	LGA1155 socket ATX Industrial Motherboard with Intel® Core™ i7/ i5/ i3/ Celeron, USB 3.0, 2 10/100/1000Mbps, DisplayPort/DVI-I (VGA) and CFast™

IMB207

LGA1155 Socket Intel® Core™ i7/ i5/ i3/ Celeron® ATX Industrial Motherboard with Intel® Q77 PCH, USB 3.0, DisplayPort/ DVI-I, Dual LANs and CFast™



System

CPU	LGA1155 socket 3rd Generation Intel® Core™ i7/ i5/ i3/ Celeron® processors (Ivy Bridge)
System Memory	4 x 240-pin DIMM support DDR3-1333/1600 max. up to 32 GB
Chipset	Intel® Q77 PCH
BIOS	AMI UEFI BIOS with OA 3.0 built
SSD	1 x CFast™
Watchdog Timer	255 levels, 1~255 sec.
Expansion Interface	1 x PCIe x16 Gen. 3 (Slot 2) 1 x PCIe x4 Gen. 2 2 x PCIe x1 Gen. 2 3 x PCI
Battery	Lithium 3 V/220 mAh
Power Requirements	Intel® Core™ i7-3770K 3.5 GHz, 8 GB DDR3 1600 x 1 +5V @ 2.2A, +12V @ 7.1A, -12V @ 0.2A, +5VSB @ 0.2A, +3.3V @ 1.4A
Size	305 x 244 mm
Board Thickness	1.6 mm
Temperature	0° ~ +60°C (32°F ~ 140°F), operation
Operation Humidity	10% ~ 95% relative humidity, non-condensing


I/O

MIO	1 x PS/2 keyboard 1 x PS/2 mouse 3 x RS-232 (COM 2/3/4) 1 x RS-232/422/485 (COM 1)
SATA	2 x SATA-600 & 3 x SATA-300 with RAID 0/1/5/10
Hardware Monitoring	Detect CPU/system temperature, voltage and support Smart fan control
Ethernet	1st port as 10/100/1000 Mbps supports Wake-on-LAN, PXE Boot ROM, iAMT with Intel® 82579LM 2nd port as 10/100/1000 Mbps supports Wake-on-LAN, PXE Boot ROM with Intel® 82583V
Audio	HD Codec audio as MIC-in/Line-in/Line-out with Realtek ALC662 speaker-out with 1W/8ohm x 2
USB	4 x USB 3.0 port & 8 x USB 2.0 port
TPM	Infineon SLB9635 for trusted platform
SMBus	System Management Bus for advanced monitoring/control
Digital I/O	8 channels (4-IN & 4-OUT)

* All specifications and photos are subject to change without notice.
© 2013 Axiomtek Co., Ltd. All rights reserved.

Features

- LGA1155 socket 3rd Generation Intel® Core™ i7/ i5/ i3/ Celeron® processors (Ivy Bridge)
- Intel® Q77 PCH
- 4 DDR3-1333/1600 MHz up to 32 GB
- Triple view display
- PCIe Gen. 3 supported
- 2 SATA-600 with RAID 0, 1, 5 and 10
- 4 USB 3.0 supported
- CFast™ supported
- TPM 1.2 supported
- iAMT 8.0 supported



▲ Side view

Display

Display Chipset	Intel® HD 4000/2500 Graphics
Memory Size	Max. 1.7 GB
Display Interface	2 x DisplayPort 1 x DVI-I

Packing List

User's manual/utility CD, cable

Ordering Information

Standard	
IMB207	LGA1155 socket ATX Industrial Motherboard with 3rd Gen Intel® Core™ i7/ i5/ i3/ Celeron®, USB 3.0, 2 10/100/1000Mbps, DisplayPort/ DVI-I, 4 COM and CFast

SBC
Services
and Solutions

Systems
on
Modules

Embedded
SBCs
>EPIC

Embedded
SBCs
>3.5" Capa

Embedded
SBCs
>Nano-ITX

Embedded
SBCs
>Pico-ITX

Embedded
SBCs
>PC/104

Industrial
Mother-
boards

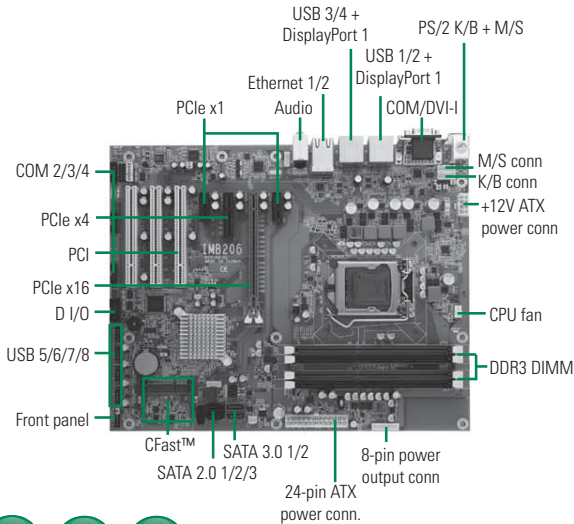
Slot
CPU
Cards

Accessories

Appendix

IMB206

LGA1155 Socket Intel® Core™ i7/ i5/ i3 ATX Industrial Motherboard with Intel® Q67 PCH Chipset, DVI-I/DisplayPort, Dual LANs and CFast™



System


CPU	LGA1155 socket for 2nd Generation Intel® Core™ i7/ i5/ i3 processors (Sandy Bridge)
System Memory	4 x 240-pin DIMM supports DDR3-1066/1333 max. up to 16 GB
Chipset	Intel® Q67 PCH
BIOS	AMI UEFI BIOS with OA 3.0 built
SSD	1 x CFast™
Watchdog Timer	255 levels, 1~255 sec.
Expansion Interface	1 x PCIe x16 Gen. 2 (slot 2) 1 x PCIe x4 Gen. 2 2 x PCIe x1 Gen. 2 3 x PCI
Battery	Lithium 3 V/220 mAh
Power Requirements	Intel® Quad core CPU, 8 GB DDR3, Max. RMS 12V @ 2.4A, +5V @ 1.6A, +3V @ 1.6A, 5V_SB @ 0.2A.
Size	305 x 244 mm
Board Thickness	1.6 mm
Temperature	0° ~ +60°C (32°F ~ 140°F), operation
Operation Humidity	10% ~ 95% relative humidity, non-condensing

I/O

MIO	1 x PS/2 keyboard 1 x PS/2 mouse 3 x RS-232 (COM 2/3/4) 1 x RS-232/422/485 (COM 1)
SATA	2 x SATA-600 & 3 x SATA-300 with RAID 0/1/5/10
Hardware Monitoring	Detect CPU/system temperature, voltage and support Smart fan control
Ethernet	1st port as 10/100/1000 Mbps supports Wake-on-LAN, PXE Boot ROM, iAMT with Intel® 82579LM 2nd port as 10/100/1000 Mbps supports Wake-on-LAN, PXE Boot ROM with Intel® 82583V
Audio	HD Codec audio as MIC-in/Line-in/Line-out with Realtek ALC662 speaker-out with 1W/8ohm x 2
USB	12 x USB 2.0 port
TPM	Infineon SLB9635 for trusted platform
SMBus	System Management Bus for advanced monitoring/control
Digital I/O	8 channels (4-IN & 4-OUT)

Features

- LGA1155 socket 2nd Generation Intel® Core™ i7/ i5/ i3 processors (Sandy Bridge)
- Intel® Q67 PCH
- 4 DDR3-1066/1333 DIMM support up to 16 GB
- Dual View (2 x DisplayPort + 1 x DVI-D or VGA)
- PCIe Gen. 2 at 5GT/s
- SATA-600 supported
- 12 USB 2.0 ports supported
- CFast™ supported
- TPM supported
- iAMT 7.0 supported



▲ Side view

Display

Chipset	Intel® HD 2000/3000 Graphics
Memory Size	Max. 1.7 GB
Display Interface	2 x DP 1 x DVI-I

Packing List

Standard		
User's manual/utility CD, cable		
Cable		
Part Number	Description	Qty
593826A0000E	SATA signal cable 500mm	1
59380502000E	COM+printer cable w/ braket	1

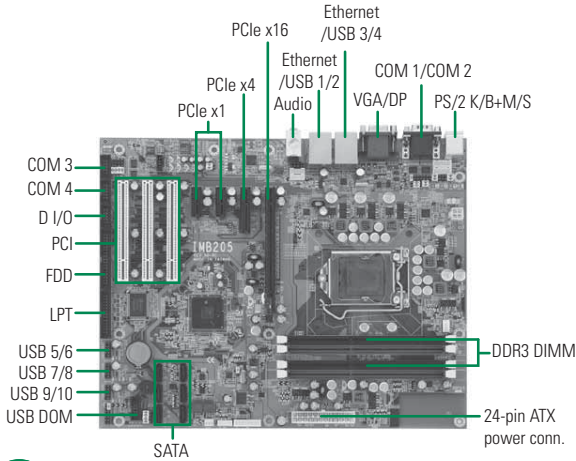
Ordering Information

Standard	
IMB206DGGGA	LGA1155 socket ATX industrial M/B with DisplayPort/DVI-I, 2 10/100/1000Mbps Ethernet, 4 COM, RAID and HD audio

* Discrete graphic card is necessary for display if the chosen CPU doesn't have integrated graphics support.

IMB205

LGA1156 Socket Intel® Core™ i7/ i5/ i3/ Pentium® ATX Industrial Motherboard with Intel® Q57 Chipset, VGA/DisplayPort and Dual LANs



System

CPU	LGA1156 socket for Intel® Core™ i7/ i5/ i3 & Pentium® processors
System Memory	4 x 240-pin DIMM supports DDR3-1066/1333 max. up to 16 GB
Chipset	Intel® Q57
BIOS	AMI UEFI BIOS
SSD	USB DOM
Watchdog Timer	255 levels, 1~255 sec.
Expansion Interface	1 x PCIe x16 1 x PCIe x4 (refer to user's manual for setting) 2 x PCIe x1 (refer to user's manual for setting) 3 x PCI
Battery	Lithium 3V/220 mAH
Power Requirements	Intel® Core™ i5-660 @3.33 GHz, 2GB DDR3 Max. RMS: +5V_SBY @ 0.43A, +3.3V @ 0.8A, +5V @ 0.966A, +12V @ 2.533A, -12V @ 0.033A
Size	305 x 244 mm
Board Thickness	1.6 mm
Temperature	0° ~ +60°C (32°F ~ 140°F), operation
Relative Humidity	10% ~ 95% relative humidity, non-condensing


I/O

MIO	1 x FDD; 1 x PS/2 keyboard; 1 x PS/2 mouse 1 x LPT; with SPP/EPP/ECP supported 3 x RS-232 (COM 2/3/4); with +5V/+12V powered 1 x RS-232/422/485 (COM 1); with +5V/+12V powered
SATA	6 x SATA-300 with RAID 0/1/10/5
Hardware Monitoring	Detect CPU/system temperature, voltage and fan speed
Ethernet	1st port as 10/100/1000Mbps supports iAMT, Wake-on-LAN, RPL/PXE Boot ROM with Intel® 82578DM 2nd port as 10/100/1000Mbps supports Wake-on-LAN, RPL/PXE Boot ROM with Intel® 82574L
Audio	HD Codec audio as MIC-in/ Line-out/Speaker-out
USB	12 x USB 2.0; 4 ports on the rear I/O, 8 ports with pin-headers
TPM	Infineon SLB9635 for trusted platform (optional)
SMBus	System Management Bus for advanced monitoring/control interface
Digital I/O	8 channels IN/OUT programmable

* All specifications and photos are subject to change without notice.
© 2013 Axiomtek Co., Ltd. All rights reserved.

Features

- LGA1156 socket Intel® Core™ i7/ i5/ i3/ Pentium processor
- Intel® Q57 chipset
- 4 DDR3-1066/1333 DIMM support up to 16 GB
- 6 SATA-300 with RAID 0, 1, 5 and 10
- Intel® AMT & TPM (optional) supported



▲ Side view

Display

Chipset	Intel® HD Graphics
Memory Size	Intel® DVM 5.0 compliant
Display Interface	1 x VGA 1 x DisplayPort

Packing List

Standard		
Quick installation guide, user's manual/utility CD, cable		
Cable		
Part Number	Description	Qty
593826A0000E	SATA signal cable 500mm	1
59380502000E	COM + printer cable w/ bracket	1

Ordering Information

Standard		
IMB205VGA	LGA1156 socket ATX industrial M/B with VGA/DisplayPort, 2 10/100/1000Mbps Ethernet, 4 COM, Audio, iAMT and RAID	(P/N: E38F205100)
IMB205VGA TPM	LGA1156 socket ATX industrial M/B with VGA/DisplayPort, 2 10/100/1000Mbps Ethernet, 4 COM, Audio, iAMT, TPM and RAID	(P/N: E38F205101)

* Discrete graphic card is necessary for display if the chosen CPU doesn't have integrated graphics support.

SBC Services and Solutions

Systems on Modules

Embedded SBCs >EPIC

Embedded SBCs >3.5" Capa

Embedded SBCs >Nano-ITX

Embedded SBCs >PC-ITX

Embedded SBCs >PC/104

Industrial Motherboards

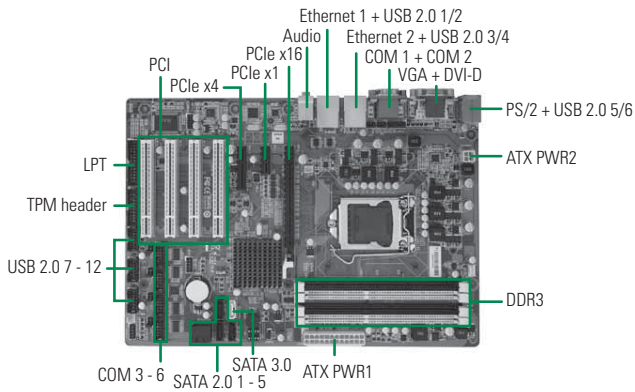
Slot CPU Cards

Accessories

Appendix

IMB204

LGA1155 Socket Intel® Core™ i7/ i5/ i3/ Celeron® ATX Industrial Motherboard with Intel® B75 PCH, SATA3.0, Dual LANs, DVI-D/VGA and LPT



System


CPU	LGA1155 socket Intel® Core™ i7/ i5/ i3/ Celeron® processors
System Memory	4 x 240-pin DIMM support non-ECC DDR3-1333/1600 max. up to 32 GB
Chipset	Intel® B75 PCH
BIOS	AMI
SSD	N/1
Watchdog Timer	255 levels
Expansion Interface	1 x PCIe x16 Gen. 3 1 x PCIe x4 Gen. 2 1 x PCIe x1 Gen. 2 4 x PCI
Battery	Lithium 3 V/ 220 mAH
Power Requirements	TBD
Size	305 x 244 mm
Board Thickness	1.6 mm
Temperature	0° ~ +60°C (32°F ~ 140°F), operation
Operation Humidity	10% ~ 95% relative humidity, non-condensing

I/O

MIO	1 x PS/2 keyboard and mouse 5 x RS-232 (COM 2/3/4/5/6) 1 x RS-232/422/485 (COM 1) 1 x LPT 1 x TPM header
SATA	1 x SATA-600 & 5 x SATA-300
Hardware Monitoring	Detect CPU/system temperature, voltage and support Smart fan control
Ethernet	1st port as 10/100/1000 Mbps supports Wake-on-LAN, PXE Boot ROM, iAMT with Intel® 82574LM 2nd port as 10/100/1000 Mbps supports Wake-on-LAN, PXE Boot ROM with Intel® 82579V
Audio	HD Codec audio as MIC-in/Line-in/Line-out with Realtek ALC892
USB	12 x USB 2.0
TPM	Support TPM1.0 header
SMBus	System Management Bus for advanced monitoring/control
Digital I/O	8 channels (4-IN & 4-OUT)

Features

- LGA1155 socket 3rd Generation Intel® Core™ i7/ i5/ i3/ Celeron® processors
- Intel® B75 PCH
- 4 DDR3-1333/1600 DIMM support up to 32 GB
- Dual View display via DVI-D/VGA
- PCIe Gen. 3 supported
- 1 SATA-600 & 5 SATA-300
- 12 USB 2.0 supported
- TPM 1.0 header support



▲ Side view

Display

Chipset	Intel® HD 4000/2500 Graphics
Memory Size	Max. 1.7 GB
Display Interface	1 x VGA 1 x DVI-D

Packing List

Standard	User's manual/utility CD cable, I/O bracket
-----------------	---

Ordering Information

Standard	
IMB204	LGA1155 socket ATX industrial motherboard with Intel® Core™ i7/ i5/ i3/ Celeron®, 2 10/100/100Mbps Ethernet, DVI-D/VGA, 6 COM and LPT

5


Slot CPU Cards

The Slot CPU card family in Axiomtek is from VIA V4, Intel® Celeron®/ Celeron® D/ Celeron® M/ Pentium® 4/ Pentium® D/ Pentium® M/ Core™ Duo/ Core™2 Duo/ Core™2 Extreme up to Core™2 Quad and Core™ i series. The PICMG 1.0 full-size CPU card is focused on multiple-slot PCI and ISA expansion demands. The PICMG 1.0 half-size CPU card is mainly for small footprint with limited slot expansion. The PICMG 1.3 full-size CPU card is ideal for performance-demanding and bandwidth concerned applications. And the PICMG 1.3 half-size CPU card is specially designed for space concerned but performance applications.


Selection Guide	173	
PICMG 1.3 System Host Boards		
Full-size		
SHB108	LGA1155 Intel® Core™ i7/ i5/ i3/ Xeon® PICMG 1.3 Full-size CPU Card with Intel® C206 PCH, VGA, Dual LANs, Audio and ECC Memory	180
SHB106	LGA1155 Intel® Core™ i7/ i5/ i3 PICMG 1.3 Full-size CPU Card with Intel® Q67 PCH, VGA, Dual LANs and Audio	181
SHB105	LGA1156 Intel® Xeon® PICMG 1.3 Full-size CPU Card with Intel® 3450 Chipset, VGA/DisplayPort and ECC Memory	182
SHB103	LGA1156 Socket Intel® Core™ i7/ i5/ i3/ Pentium® PICMG 1.3 Full-size CPU Card with Intel® Q57 Chipset, VGA, Dual LANs and Audio	183
SHB111	Socket G Intel® Core™ i7/ i5/ i3 PICMG 1.3 Full-size CPU Card with Intel® QM57 Chipset, VGA, LVDS, Dual LANs and Audio	184
SHB102	LGA775 Intel® Core™2 Quad PICMG 1.3 Full-size CPU Card with Intel® Q45 + ICH10DO Chipset, Dual LANs, iAMT and iTPM	185
SHB101	LGA775 Intel® Core™2 Quad PICMG 1.3 Full-size CPU Card with Intel® Q35 + ICH9R Chipset, VGA, Dual LANs and RAID	186
SHB100	LGA775 Intel® Core™2 Duo PICMG 1.3 Full-size CPU Card with Intel® 945G + ICH7R Chipset, VGA, Dual LANs and Audio	187
SHB110	Socket M Intel® Core™2 Duo PICMG 1.3 Full-size CPU Card with Intel® 945GME + ICH7M-DH Chipset, VGA, Dual LANs and Audio	188
SHB120	LGA1155 Intel® Core™ i7/ i5/ i3 PICMG 1.3 Full-size CPU Card with Intel® Q77 PCH, SATA3, USB 3.0, VGA/DVI and Dual LANs	189
NEW SHB130	LGA1150 Intel® Core™ i7/ i5/ i3 PICMG 1.3 Full-size CPU Card with Intel® Q87 PCH, SATA3, USB 3.0, DVI-D/VGA or DisplayPort for Dual Display and Dual LANs	190
Half-size		
SHB213	Socket G2 Intel® Core™ i7/ i5/ i3/ Celeron® PICMG 1.3 Half-size CPU Card with Intel® HM65 Chipset, VGA, SATA3, USB 3.0 and Dual LANs	191
SHB211	Socket P Intel® Core™2 Duo PICMG 1.3 Half-size CPU Card with Intel® GM45 + ICH9M/ICH9M-E Chipset, VGA/LVDS, Dual LANs and Audio	192
SHB210	Socket M Intel® Core™2 Duo PICMG 1.3 Half-size CPU Card with Intel® 945GME + ICH7M-DH Chipset, VGA/LVDS and Dual LANs	193
SHB212	Intel® Atom™ D525 PICMG 1.3 Half-size CPU Card with Intel® ICH8M Chipset, VGA/LVDS, Dual LANs and Audio	194
PICMG 1.0 CPU Cards		
Full-size		
SBC81205	LGA775 Intel® Core™2 Quad PICMG 1.0 Full-size CPU Card with Intel® Q35 + ICH9 Chipset, VGA and Dual LANs	195
SBC81206	LGA775 Intel® Core™2 Duo PICMG 1.0 Full-size CPU Card with Intel® 945GC + ICH7/7R Chipset, VGA and Dual LANs	196
SBC81207	Intel® Atom™ D510 PICMG 1.0 Full-size CPU Card with Intel® ICH8M Chipset, VGA, Dual LANs and Audio	197
SBC81203	LGA775 Intel® Core™2 Duo PICMG 1.0 Full-size CPU Card with Intel® 945G + ICH7R Chipset, VGA, Audio and Dual LANs	198
SBC81210	LGA1155 Intel® Core™ i7/ i5/ i3 PICMG 1.0 Full-size CPU Card with Intel® B65/Q67 PCH, VGA and Dual LANs	199
Half-size		
SBC82820	Socket 479 Intel® Pentium® M PICMG 1.0 PCI Half-size CPU Card with Intel® 910GML + ICH6M Chipset, DVI-I/LVDS, Dual LANs and Audio	200

PICMG 1.3 Full-size System Host Boards


Selection Guide



Page 180




Page 181




Page 182


Features/Models	SHB108	SHB106	SHB105
Form Factor	PICMG 1.3	PICMG 1.3	PICMG 1.3
CPU Level	Intel® Xeon®/ Core™ i7/ i5/ i3	Intel® Core™ i7/ i5/ i3	Intel® Xeon®/ Core™ i5/ i3
CPU Socket	LGA1155	LGA1155	LGA1156
CPU FSB Frequency	N/A	N/A	N/A
Core Logic Chipset	Intel® C206	Intel® Q67	Intel® 3450
Memory Type	DDR3-1066/1333	DDR3-1066/1333	DDR3-1066/1333
Max. DRAM Capacity	16 GB	16 GB	8 GB
Cache RAM Capacity	Integrated in CPU	Integrated in CPU	Integrated in CPU
BIOS	AMI UEFI BIOS	AMI UEFI BIOS	AMI UEFI BIOS
Watchdog Timer	255 levels, 1~255 sec.	255 levels, 1~255 sec.	255 levels, 1~255 sec.
Onboard SSD	N/A	N/A	N/A
Onboard Digital I/O	N/A	N/A	N/A
DE	N/A	N/A	N/A
SATA	4 x SATA-300, 2 x SATA-600	4 x SATA-300, 2 x SATA-600	6 x SATA-300
FDD	1 x FDD	1 x FDD	1 x FDD
LPT	1 x LPT	1 x LPT	1 x LPT
I/O	COM 1	RS-232/422/485	RS-232/422/485
	COM 2	RS-232	RS-232
	Serial COM 3	N/A	N/A
	COM 4	N/A	N/A
	COM 5	N/A	N/A
USB	14 x USB 2.0	14 x USB 2.0	12 x USB 2.0
IrDA	N/A	N/A	N/A
IEEE 1394a	N/A	N/A	N/A
Display	1 x VGA or DisplayPort	1 x VGA or DisplayPort	1 x VGA or DisplayPort
Onboard Ethernet	2 x 10/100/1000Mbps Ethernet	2 x 10/100/1000Mbps Ethernet	2 x 10/100/1000Mbps Ethernet
Onboard Audio	HD Codec	HD Codec	HD Codec
Hardware Monitoring	Yes	Yes	Yes
SMBus	Yes	Yes	Yes
Expansion Interface	1 x PCIe x16 1 x PCIe x4 or 4 x PCIe x1 4 x PCI	1 x PCIe x16 1 x PCIe x4 or 4 x PCIe x1 4 x PCI	1 x PCIe x16 or 2 x PCIe x8 1 x PCIe x4 or 4 x PCIe x1 4 x PCI
Power Management	ACPI	ACPI	ACPI
Battery	Lithium	Lithium	Lithium
Operating Temperature	0° ~ +60°C (32°F~ 140°F)	0° ~ +60°C (32°F~ 140°F)	0° ~ +60°C (32°F~ 140°F)
Relative Humidity	10% to 95%, non-condensing	10% to 95%, non-condensing	10% to 95%, non-condensing
EMI Compliance	CE	CE	CE
Wide Temperature	N/A	N/A	N/A




Page 183



Page 184



Page 185



Page 186

Features/Models	SHB103	SHB111	SHB102	SHB101	
Form Factor	PICMG 1.3	PICMG 1.3	PICMG 1.3	PICMG 1.3	
CPU Level	Intel® Core™ i7/ i5/ i3/ Pentium®	Intel® Core™ i7/ i5/ i3	Intel® Core™2 Quad/ Core™2 Duo/ Celeron®	Intel® Core™2 Quad/ Core™2 Duo/ Celeron®	
CPU Socket	LGA1156	Socket G	LGA775	LGA775	
CPU FSB Frequency	N/A	N/A	800/1066/1333 MHz	800/1066/1333 MHz	
Core Logic Chipset	Intel® Q57	Intel® QM57	Intel® Q45 + ICH10D0	Intel® Q35 + ICH9R	
Memory Type	DDR3-1066/1333	DDR3-800/1066	DDR3-800/1066	DDR2-667/800	
Max. DRAM Capacity	8 GB	8 GB	8 GB	8 GB	
Cache RAM Capacity	Integrated in CPU	Integrated in CPU	Integrated in CPU	Integrated in CPU	
BIOS	AMI UEFI BIOS	AMI UEFI BIOS	AMI	Phoenix-Award	
Watchdog Timer	255 levels, 1~255 sec.	255 levels, 1~255 sec.	255 levels, 1~255 sec.	255 levels, 1~255 sec.	
Onboard SSD	N/A	1 x CompactFlash™	N/A	1 x USB DoM	
Onboard Digital I/O	N/A	N/A	N/A	N/A	
DE	N/A	N/A	N/A	N/A	
SATA	6 x SATA-300	6 x SATA-300	6 x SATA-300	6 x SATA-300	
FDD	1 x FDD	1 x FDD	1 x FDD	1 x FDD	
LPT	1 x LPT	1 x LPT	1 x LPT	1 x LPT	
I/O	COM 1	RS-232/422/485	RS-232	RS-232	
	COM 2	RS-232	RS-232/422/485	RS-232/422/485	
	Serial COM 3	N/A	N/A	N/A	N/A
	Serial COM 4	N/A	N/A	N/A	N/A
	Serial COM 5	N/A	N/A	N/A	N/A
	USB	12 x USB 2.0	14 x USB 2.0	12 x USB 2.0	10 x USB 2.0
IrDA	N/A	N/A	N/A	N/A	
IEEE 1394a	N/A	N/A	N/A	N/A	
Display	1 x VGA or DisplayPort	1 x VGA 1 x LVDS	1 x VGA	1 x VGA	
Onboard Ethernet	2 x 10/100/1000Mbps Ethernet	2 x 10/100/1000Mbps Ethernet	2 x 10/100/1000Mbps Ethernet	2 x 10/100/1000Mbps Ethernet	
Onboard Audio	HD Codec	HD Codec	HD Codec	By audio converter	
Hardware Monitoring	Yes	Yes	Yes	Yes	
SMBus	Yes	Yes	Yes	Yes	
Expansion Interface	1 x PCIe x16 1 x PCIe x4 or 4 x PCIe x1 4 x PCI	1 x PCIe x16 1 x PCIe x4 or 4 x PCIe x1 4 x PCI	1 x PCIe x16 1 x PCIe x4 or 4 x PCIe x1 4 x PCI	1 x PCIe x16 1 x PCIe x4 or 4 x PCIe x1 4 x PCI	
Power Management	ACPI	ACPI	ACPI	ACPI	
Battery	Lithium	Lithium	Lithium	Lithium	
Operating Temperature	0° ~ +60°C (32°F~ 140°F)	0° ~ +60°C (32°F~ 140°F)	0° ~ +60°C (32°F~ 140°F)	0° ~ +60°C (32°F~ 140°F)	
Relative Humidity	10% to 95%, non-condensing	10% to 95%, non-condensing	10% to 95%, non-condensing	10% to 95%, non-condensing	
EMI Compliance	CE	CE	CE	CE	
Wide Temperature	N/A	N/A	N/A	N/A	

SBC
Services
and Solutions

Systems
on
Modules

Embedded
SBCs
>EPIC

Embedded
SBCs
>3.5" Capa

Embedded
SBCs
>Nano-ITX

Embedded
SBCs
>Pico-ITX

Embedded
SBCs
>PC/104

Industrial
Mother-
boards

Slot
CPU
Cards


Accessories

Appendix


PICMG 1.3 Full-size System Host Boards

Selection Guide


NEW




Page 187



Page 188



Page 189




Page 190


Features/Models	SHB100	SHB110	SHB120	SHB130	
Form Factor	PICMG 1.3	PICMG 1.3	PICMG 1.3	PICMG 1.3	
CPU Level	Intel® Core™2 Duo/ Pentium® D/ Pentium® 4/ Celeron® D	Intel® Core™2 Duo/ Core™ Duo/ Core™ Solo/ Celeron® M	Intel® Core™ i7 /i5 /i3	Intel® Core™ i7/ i5/ i3	
CPU Socket	LGA775	Socket M	LGA1155	LGA1150	
CPU FSB Frequency	533/800/1066 MHz	533/667 MHz	N/A	N/A	
Core Logic Chipset	Intel® 945G + ICH7R	Intel® 945GME + ICH7M-DH	Intel® Q77	Intel® Q87	
Memory Type	DDR2-533/667	DDR2-533/667	DDR3-1333/1600	DDR3/L-1333/1600	
Max. DRAM Capacity	4 GB	4 GB	16 GB	16 GB	
Cache RAM Capacity	Integrated in CPU	Integrated in CPU	Integrated in CPU	Integrated in CPU	
BIOS	Phoenix-Award	Phoenix-Award	AMI UEFI BIOS with OA 3.0 built	AMI UEFI BIOS with OA 3.0 built	
Watchdog Timer	255 levels, 1-255 sec.	255 levels, 1-255 sec.	255 levels, 1-255 sec.	255 levels, 1-255 sec.	
Onboard SSD	1 x CompactFlash™	1 x CompactFlash™	N/A	N/A	
Onboard Digital I/O	N/A	N/A	N/A	N/A	
DE	1 x PATA-100	1 x PATA-100	N/A	N/A	
SATA	4 x SATA-300	2 x SATA-150	4 x SATA-300, 2 x SATA-600	6 x SATA-600	
FDD	1 x FDD	1 x FDD	1 x FDD	N/A	
LPT	1 x LPT	1 x LPT	1 x LPT	1 x LPT	
I/O	COM 1	RS-232	RS-232/422/485	RS-232/422/425	
	COM 2	RS-232/422/485	RS-232/422/485	RS-232	
	Serial COM 3	N/A	N/A	N/A	RS-232
	COM 4	N/A	N/A	N/A	RS-232
	COM 5	N/A	N/A	N/A	RS-232
	USB	4 x USB 2.0	8 x USB 2.0	10 x USB 2.0, 4 x USB 3.0	6 x USB 2.0, 2 x USB 3.0
IrDA	N/A	N/A	N/A	N/A	
IEEE 1394a	N/A	N/A	N/A	N/A	
Display	1 x VGA	1 x VGA 1 x LVDS	1 x VGA or DisplayPort	1 x VGA or DisplayPort 1 x DVI-D	
Onboard Ethernet	2 x 10/100/1000Mbps Ethernet	2 x 10/100/1000Mbps Ethernet	2 x 10/100/1000Mbps Ethernet	2 x 10/100/1000Mbps Ethernet	
Onboard Audio	AC'97 Codec	AC'97 Codec	HD Codec	HD Codec	
Hardware Monitoring	Yes	Yes	Yes	Yes	
SMBus	N/A	N/A	Yes	Yes	
Expansion Interface	1 x PCIe x16 1 x PCIe x4 or 4 x PCIe x1 4 x PCI	1 x PCIe x16 1 x PCIe x4 or 4 x PCIe x1 4 x PCI	1 x PCIe x16 1 x PCIe x4 or 4 x PCIe x1 4 x PCI	1 x PCIe x16 1 x PCIe x4 or 4 x PCIe x1 4 x PCI	
Power Management	ACPI	ACPI	ACPI	ACPI	
Battery	Lithium	Lithium	Lithium	Lithium	
Operating Temperature	0° ~ +60°C (32°F~ 140°F)	0° ~ +60°C (32°F~ 140°F)	0° ~ +60°C (32°F~ 140°F)	0° ~ +60°C (32°F~ 140°F)	
Relative Humidity	10% to 95%, non-condensing	10% to 95%, non-condensing	10% to 95%, non-condensing	10% to 95%, non-condensing	
EMI Compliance	CE	CE	CE	CE	
Wide Temperature	N/A	N/A	N/A	N/A	

PICMG 1.3 Half-size System Host Boards


Selection Guide




Page 191



Page 192



Page 193



Page 194

Features/Models	SHB213	SHB211	SHB210	SHB212	
Form Factor	PICMG 1.3	PICMG 1.3	PICMG 1.3	PICMG 1.3	
CPU Level	Intel® Core™ i7/ i5/ i3/ Celeron®	Intel® Core™2 Duo/ Celeron® M	Intel® Core™2 Duo/ Core™ Duo/ Celeron® M	Intel® Atom™ D525	
CPU Socket	Socket G2	Socket P	Socket M	Onboard	
CPU FSB Frequency	N/A	667/800/1066 MHz	533/667 MHz	N/A	
Core Logic Chipset	Intel® HM65	Intel® GM45 + ICH9M	Intel® 945GME + ICH7M-DH	Intel® ICH8M	
Memory Type	DDR3-1066/1333	DDR3-800/1066	DDR2-533/667	DDR3-800	
Max. DRAM Capacity	8 GB	8 GB	4 GB	4 GB	
Cache RAM Capacity	Integrated in CPU	Integrated in CPU	Integrated in CPU	Integrated in CPU	
BIOS	AMI UEFI BIOS	AMI	Phoenix-Award	AMI	
Watchdog Timer	255 levels, 1~255 sec.	255 levels, 1~255 sec.	255 levels, 1~255 sec.	255 levels, 1~255 sec.	
Onboard SSD	1 x CFast™	1 x CompactFlash™	1 x CompactFlash™	1 x CompactFlash™	
Onboard Digital I/O	N/A	N/A	N/A	N/A	
DE	N/A	N/A	1 x PATA-100	N/A	
SATA	2 x SATA-600	2 x SATA-300	2 x SATA-150	2 x SATA-300	
FDD	N/A	1 x FDD (Optional)	1 x FDD	1 x FDD	
LPT	N/A	1 x LPT	1 x LPT	1 x LPT	
I/O	COM 1	RS-232/422/485	RS-232/422/485	RS-232/422/485	
	COM 2	RS-232	RS-232	RS-232	
	Serial	COM 3	N/A	N/A	N/A
		COM 4	N/A	N/A	N/A
		COM 5	N/A	N/A	N/A
	USB	2 x USB 3.0 6 x USB 2.0	6 x USB 2.0	6 x USB 2.0	6 x USB 2.0
IrDA	N/A	N/A	N/A	N/A	
IEEE 1394a	N/A	N/A	N/A	N/A	
Display	1 x VGA	1 x VGA 1 x LVDS	1 x VGA 1 x LVDS	1 x VGA 1 x LVDS	
Onboard Ethernet	2 x 10/100/1000Mbps Ethernet	2 x 10/100/1000Mbps Ethernet	2 x 10/100/1000Mbps Ethernet	2 x 10/100/1000Mbps Ethernet	
Onboard Audio	N/A	HD Codec	By Audio converter	HD Codec	
Hardware Monitoring	Yes	Yes	Yes	Yes	
SMBus	Yes	Yes	N/A	Yes	
Expansion Interface	1 x PCIe x16 1 x PCIe x4 or 4 x PCIe x1	1 x PCIe x16 1 x PCIe x4 or 4 x PCIe x1	1 x PCIe x16 1 x PCIe x4 or 4 x PCIe x1	1 x PCIe x4 or 4 x PCIe x1	
Power Management	ACPI	ACPI	ACPI	ACPI	
Battery	Lithium	Lithium	Lithium	Lithium	
Operating Temperature	0° ~ +60°C (32°F~ 140°F)	0° ~ +60°C (32°F~ 140°F)	0° ~ +60°C (32°F~ 140°F)	0° ~ +60°C (32°F~ 140°F)	
Relative Humidity	10% to 95%, non-condensing	10% to 95%, non-condensing	10% to 95%, non-condensing	10% to 95%, non-condensing	
EMI Compliance	CE	CE	CE	CE	
Wide Temperature	N/A	N/A	N/A	N/A	

SBC
Services
and Solutions

Systems
on
Modules

Embedded
SBCs
>EPIC

Embedded
SBCs
>3.5" Capa

Embedded
SBCs
>Nano-ITX

Embedded
SBCs
>Pico-ITX

Embedded
SBCs
>PC/104

Industrial
Mother-
boards


Slot
CPU
Cards

Accessories


Appendix

PICMG 1.0 Full-size CPU Cards

Selection Guide



Page 195




Page 196



Page 197

Features/Models	SBC81205	SBC81206	SBC81207
Form Factor	PICMG 1.0	PICMG 1.0	PICMG 1.0
CPU Level	Intel® Core™2 Quad/ Core™2 Duo/ Celeron	Intel® Core™2 Duo/ Pentium® D/ Pentium® 4/ Celeron® D	Intel® Atom™ D510
CPU Socket	LGA775	LGA775	Onboard
CPU FSB Frequency	800/1066/1333 MHz	533/800 MHz	N/A
Core Logic Chipset	Intel® Q35 + ICH9	Intel® 945GC + ICH7/7R	Intel® ICH8M + ITE8888G
Memory Type	DDR2-667/800	DDR2-400/533/667	DDR2-667/800
Max. DRAM Capacity	4 GB	2 GB	4 GB
Cache RAM Capacity	Integrated in CPU	Integrated in CPU	Integrated in CPU
BIOS	Phoenix-Award	Phoenix-Award	AMI
Watchdog Timer	255 levels, 0~255 sec.	255 levels, 0~255 sec.	255 levels, 0~255 sec.
Onboard SSD	N/A	IDE DoM	1 x CompactFlash™ (optional)
Onboard Digital I/O	N/A	N/A	N/A
IDE	N/A	1 x PATA-100	1 x PATA-100
SATA	4 x SATA-300	4 x SATA-300	3 x SATA-300
FDD	1 x FDD	1 x FDD	1 x FDD
LPT	1 x LPT	1 x LPT	1 x LPT
I/O	COM 1	RS-232	RS-232
	COM 2	RS-232/422/485	RS-232/422/485
	Serial COM 3	N/A	N/A
	Serial COM 4	N/A	N/A
	Serial COM 5	N/A	N/A
USB	6 x USB 2.0	6 x USB 2.0	6 x USB 2.0
IrDA	N/A	N/A	N/A
IEEE 1394a	N/A	N/A	N/A
Display	1 x VGA	1 x VGA	1 x VGA
Onboard Ethernet	2 x 10/100/1000Mbps Ethernet	2 x 10/100/1000Mbps Ethernet	2 x 10/100/1000Mbps Ethernet
Onboard Audio	By audio converter	By audio converter	HD Codec
Hardware Monitoring	Yes	Yes	Yes
SMBus	N/A	Yes	Yes
Expansion Interface	PCI & ISA	PCI & ISA	PCI & ISA
Power Management	ACPI	ACPI	ACPI
Battery	Lithium	Lithium	Lithium
Operating Temperature	0° ~ +60°C (32°F~ 140°F)	0° ~ +60°C (32°F~ 140°F)	0° ~ +60°C (32°F~ 140°F)
Relative Humidity	10% to 95%, non-condensing	10% to 95%, non-condensing	10% to 95%, non-condensing
EMI Compliance	CE	CE	CE
Wide Temperature	N/A	N/A	N/A



Page 198




Page 199

Features/Models	SBC81203	SBC81210	
Form Factor	PICMG 1.0	PICMG 1.0	
CPU Level	Intel® Core™2 Duo/ Pentium® D/ Pentium® 4/ Celeron® D	Intel® Core™ i7/ i5/ i3	
CPU Socket	LGA775	LGA1155	
CPU FSB Frequency	533/800/1066 MHz	N/A	
Core Logic Chipset	Intel® 945G + ICH7R	Intel® B65	
Memory Type	DDR2-400/533/667	DDR3-1066/1333	
Max. DRAM Capacity	4 GB	8 GB	
Cache RAM Capacity	Integrated in CPU	Integrated in CPU	
BIOS	Phoenix-Award	AMI UEFI BIOS	
Watchdog Timer	255 levels, 0~255 sec.	255 levels, 0~255 sec.	
Onboard SSD	1 x CompactFlash™ (Optional)	N/A	
Onboard Digital I/O	N/A	N/A	
IDE	1 x PATA-100	N/A	
SATA	4 x SATA-300	1 x SATA-600 & 3 SATA-300	
FDD	1 x FDD	1 x FDD	
LPT	1 x LPT	1 x LPT	
I/O	COM 1	RS-232	RS-232
	COM 2	RS-232/422/485	RS-232/422/485
	Serial COM 3	N/A	N/A
	Serial COM 4	N/A	N/A
	Serial COM 5	N/A	N/A
USB	6 x USB 2.0	6 x USB 2.0	
IrDA	N/A	N/A	
IEEE 1394a	N/A	N/A	
Display	1 x VGA	1 x VGA	
Onboard Ethernet	2 x 10/100/1000Mbps Ethernet	2 x 10/100/1000Mbps Ethernet	
Onboard Audio	AC'97 Codec	By audio converter	
Hardware Monitoring	Yes	Yes	
SMBus	N/A	Yes	
Expansion Interface	PCI	PCI	
Power Management	ACPI	ACPI	
Battery	Lithium	Lithium	
Operating Temperature	0° ~ +60°C (32°F~ 140°F)	0° ~ +60°C (32°F~ 140°F)	
Relative Humidity	10% to 95%, non-condensing	10% to 95%, non-condensing	
EMI Compliance	CE	CE	
Wide Temperature	N/A	N/A	

* All specifications and photos are subject to change without notice.
© 2013 Axiomtek Co., Ltd. All rights reserved.

PICMG 1.0 Half-size CPU Cards

Selection Guide

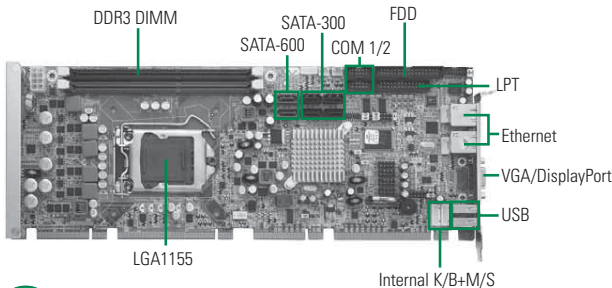


Page 200

Features/Models		SBC82820	
Form Factor		PCI	
CPU Level		Intel® Pentium® M/ Celeron® M	
CPU Socket		Socket 478	
CPU FSB Frequency		400 MHz	
Core Logic Chipset		Intel® 910GML E + ICH6M	
Memory Type		DDR2-400/533	
Max. DRAM Capacity		2 GB	
Cache RAM Capacity		L2 in CPU	
BIOS		Phoenix-Award	
Watchdog Timer		255 levels, 0-255 sec.	
Onboard SSD		1 x CompactFlash™	
Onboard Digital I/O		N/A	
I/O	IDE	1 x PATA-100	
	SATA	2 x SATA-150	
	FDD	1 x FDD (optional)	
	LPT	1 x LPT	
	Serial	COM 1	RS-232
		COM 2	RS-232/422/485
		COM 3	N/A
		COM 4	N/A
		COM 5	N/A
	USB	4 x USB 2.0	
	IrDA	N/A	
	IEEE 1394a	N/A	
Display		1 x VGA	
		1 x LVDS	
		1 x DVI-I	
Onboard Ethernet		2 x 10/100/1000Mbps Ethernet	
Onboard Audio		AC'97 Codec	
Hardware Monitoring		Yes	
SMBus		Yes	
Expansion Interface		PCI	
Power Management		ACPI	
Battery		Lithium	
Operating Temperature		0° ~ +60°C (32°F~ 140°F)	
Relative Humidity		10% to 95%, non-condensing	
EMI Compliance		CE	
Wide Temperature		By Request	

SHB108

LGA1155 Intel® Core™ i7/ i5/ i3/ Xeon® PICMG 1.3 Full-size CPU Card with Intel® C206 PCH, VGA, Dual LANs, Audio and ECC Memory



System

CPU	LGA1155 socket for Intel® Xeon® / Core™ i7/ i5/ i3 processors
System Memory	2 x 240-pin DIMM support DDR3-1066/1333 max. up to 16 GB
Chipset	Intel® C206 PCH
BIOS	AMI UEFI BIOS
SSD	N/A
Watchdog Timer	255 levels, 1~255 sec.
Expansion Interface	1 x PCIe x16 graphics port supports for SDVO or PCIe x1 devices 4 x PCIe lanes support 1 PCIe x4 or 4 PCIe x1 I/O devices 4 x 32-bit PCI bus masters
Battery Lithium	3V/220mAh
Power Requirements	Intel® Xeon® E3-1275 @ 3.4 GHz, 1 GB DDR3 +5V SBY @ 0.1A, +3.3V @ 0.7A, +5V @ 0.95A, +12V @ 2.23A, -12V @ 17mA
Size	338 x 126 mm
BoardThickness	1.6 mm
Temperature	0° ~ +60°C (32°F ~ 140°F), operation
Relative Humidity	10% ~ 95% relative humidity, non-condensing

I/O

MIO	1 x FDD 1 x PS/2 keyboard 1 x PS/2 mouse 1 x LPT; with SPP/EPP/ECP supported 1 x RS-232/422/485 (COM 1) 1 x RS-232 (COM 2)
SATA	2 x SATA-600 & 4 x SATA-300 with RAID 0/1/10/5
Hardware Monitoring	Support CPU/System temperature, CPU/System voltage, and CPU/System Smart Fan features
Ethernet	1st port 10/100/1000 Mbps supports Wake-on-LAN, PXE Boot ROM, iAMT with Intel® 82579LML 2nd port 10/100/1000 Mbps supports Wake-on-LAN, PXE Boot ROM with Intel® 82574L
Audio	HD Codec audio as MIC-in/Line-in/Line-out/Speaker-out with Realtek ALC662
USB	14 x USB 2.0
SMBus	System Management Bus for advanced monitoring/control
TPM	Infineon SLB9635 for trusted platform

Features

- LGA1155 socket for Intel® Xeon® / Core™ i7/ i5/ i3 processors
- Intel® C206 PCH
- 2 DDR3-1066/1333 DIMM support up to 16 GB memory capacity
- Intel® AMT 7.0 & TPM supported
- SATA-600 supported
- PCIe Gen. 2 at 5GT/s supported
- Supports ECC memory

Display

Chipset	Intel® HD graphics
Memory Size	Max. up to 352MB frame buffer dedicated memory
Display Interface	1 x VGA 1 x DisplayPort (optional)

Packing List

Standard		
Quick installation guide, user's manual/utility CD, cable		
Cable		
Part Number	Description	Qty
59380502000E	COM + Print cable w/ bracket	1
593826A0000E	SATA signal cable 500mm	1

Ordering Information

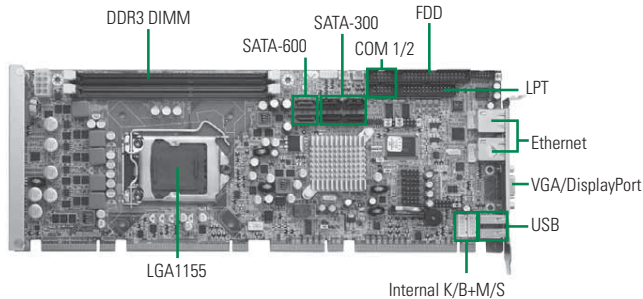
Standard	
SHB108VGGA	LGA1155 PICMG 1.3 full-size CPU card with VGA, (P/N: E38C108100) 2 10/100/1000Mbps Ethernet and audio, BIOS x4
SHB108PGGA	LGA1155 PICMG 1.3 Full-size CPU card with DisplayPort, (P/N: E38C108101) 2 10/100/1000Mbps Ethernet and audio, BIOS x4
Optional	
59384500100E	Audio cable w/ bracket, P=2.0 L=450mm
5938A808010E	2 x USB cable with bracket, P=2.54mm, L=190mm
593836A0030E	4-pin power cable to SATA x 2, L=150mm
59380000290E	PS/2 keyboard and mouse cable with bracket
E9B900C000	LGA1156 cooler 4-pin H:61.4mm
50761222000E	LGA1156 2U cooler 3pin H=68.8mm

* Discrete graphic card is necessary for display if the chosen CPU doesn't have integrated graphics support.

* All specifications and photos are subject to change without notice.
© 2013 Axiomtek Co., Ltd. All rights reserved.

SHB106

LGA1155 Intel® Core™ i7/ i5/ i3 PICMG 1.3 Full-size CPU Card with Intel® Q67 PCH, VGA, Dual LANs and Audio



System

CPU	LGA1155 socket for Intel® Core™ i7/ i5/ i3 processors
System Memory	2 x 240-pin DIMM support DDR3-1066/1333 max. up to 16 GB
Chipset	Intel® Q67 PCH
BIOS	AMI UEFI BIOS
SSD	N/A
Watchdog Timer	255 levels, 1–255 sec.
Expansion Interface	1 x PCIe x16 graphics port support for SDVO or PCIe x1 devices 4 x PCIe lanes support 1 PCIe x4 or 4 PCIe x1 I/O devices 4 x 32-bit PCI bus masters
Battery Lithium	3V/220mAh
Power Requirements	Intel® Core™ i5-2400 @ 3.1 GHz, 4GB DDR3 +5V SBY @ 6.2mA, +3.3 @ 0.8A, +5V @ 1.34A, +12V @ 2.94A, -12V @ 0.08A
Size	338 x 126 mm
Board Thickness	1.6 mm
Temperature	0° ~ +60°C (32°F ~ 140°F), operation
Relative Humidity	10% ~ 95% relative humidity, non-condensing

I/O

MIO	1 x FDD 1 x PS/2 keyboard 1 x PS/2 mouse 1 x LPT; with SPP/EPP/ECP supported 1 x RS-232/422/485 (COM 1) 1 x RS-232 (COM 2)
SATA	2 x SATA-600/s & 4 x SATA-300/s with RAID 0/1/10/5
Hardware Monitoring	Supports CPU/System temperature, CPU/System voltage, and CPU/System Smart Fan features
Ethernet	1st port 10/100/1000 Mbps supports Wake-on-LAN, PXE Boot ROM, iAMT with Intel® 82579LML 2nd port 10/100/1000 Mbps supports Wake-on-LAN, PXE Boot ROM with Intel® 82574L
Audio	HD Codec audio as MIC-in/Line-in/Line-out/Speaker-out with Realtek ALC662
USB	14 x USB 2.0
SMBus	System Management Bus for advanced monitoring/control
TPM	Infineon SLB9635 for trusted platform

Features

- LGA1155 socket for Intel® Core™ i7/ i5/ i3 processors
- Intel® Q67 PCH
- 2 DDR3-1066/1333 DIMM support up to 16 GB memory capacity
- Intel® AMT 7.0 & TPM supported
- 2 SATA-600 supported
- PCIe Gen2 at 5GT/s supported

Display

Chipset	Intel® HD graphics
Memory Size	Max. up to 352MB frame buffer dedicated memory
Display Interface	1x VGA 1x DisplayPort (optional)

Packing List

Standard

Quick installation guide, user's manual/utility CD, cable

Cable

Part Number	Description	Qty
59380502000E	COM + Print cable w/ bracket	1
593826A0000E	SATA signal cable 500mm	1

Ordering Information

Standard

SHB106VGGA	LGA1155 PICMG 1.3 full-size CPU card with VGA, (P/N: E38C106100) 2 10/100/1000Mbps Ethernet, audio and BIOS x4
SHB106PGGA	LGA1155 PICMG 1.3 Full-size CPU card with DisplayPort, (P/N: E38C106101) 2 10/100/1000Mbps Ethernet, audio and BIOS x4
SHB106VGGGA	LGA1155 PICMG 1.3 Full-size CPU card with VGA, (P/N: E38C106102) 2 10/100/1000Mbps Ethernet, audio and BIOS x1
SHB106PGGGA	LGA1155 PICMG 1.3 Full-size CPU card with DisplayPort, (P/N: E38C106103) 2 10/100/1000Mbps Ethernet, audio and BIOS x1

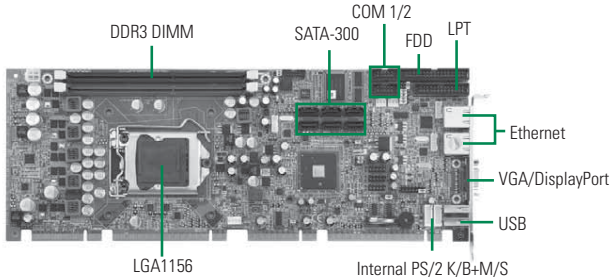
Optional

59384500100E	Audio cable w/ bracket, P=2.0 L=450mm
5938A808010E	2 x USB cable with bracket, P=2.54mm, L=190mm
593836A0030E	4-pin power cable to SATA x 2, L=150mm
59380000290E	PS/2 keyboard and mouse cable with bracket
E9B900C000	LGA1156 cooler 4-pin H: 61.4 mm
50761222000E	LGA1156 2U cooler 3pin H=68.8mm

* Discrete graphic card is necessary for display if the chosen CPU doesn't have integrated graphics support.

SHB105

LGA1156 Intel® Xeon® PICMG 1.3 Full-size CPU Card with Intel® 3450 Chipset, VGA/ DisplayPort and ECC Memory



DDR3

System

CPU	LGA1156 socket for Intel® Xeon® / Core™ i5/ i3/ Pentium® processors
System Memory	2 x 240-pin DDR3 1066/1333 DIMM max. up to 8 GB
Chipset	Intel® 3450
BIOS	AMI UEFI BIOS
SSD	N/A
Watchdog Timer	255 levels, 1 ~ 255 sec.
Expansion Interface	PCIe x16 (or 2 x PCIe x8) via SHB connector-A & B PCIe x4 (or 4 x PCIe x1) via SHB connector-A PCI with 4 bus masters via SHB connector-D
Battery	Lithium 3V/196mAH
Power Requirements	Intel® Core™ i5-660 @3.33 GHz, 1GB DDR3 +5V_SBY @ 23mA, +3.3V @ 1.372A, +5V @ 1.548A, +12V (System) @ 158mA, -12V @ 28mA, +12V (CPU) @ 1.809A
Size	338 x 126 mm
Board Thickness	1.6 mm
Temperature	0° ~ +60°C (32°F ~ 140°F), operation
Relative Humidity	10% ~ 95% relative humidity, non-condensing

I/O

MIO	1 x FDD 1 x PS/2 keyboard 1 x PS/2 mouse 1 x LPT; with SPP/EPP/ECP supported 1 x RS-232 (COM 1) 1 x RS-232 (COM 2)
SATA	6 x SATA-300; with RAID 0/1/10/5
Hardware Monitoring	Supports CPU/System temperature, CPU/system voltage and CPU/system Smart Fan features
Ethernet	1st port as 10/100/1000 Mbps supports Wake-on-LAN, PXE Boot ROM, iAMT with Intel® 82578DM 2nd port as 10/100/1000 Mbps supports Wake-on-LAN, PXE Boot ROM with Intel® 82583V
Audio	HD Codec audio as MIC-in/Line-in/Line-out/speaker-out with Realtek ALC662
USB	12 x USB 2.0 (2 on the rear I/O; 6 ports with pin-headers; 4 ports via SHB connector-C)
SMBus	System Management Bus for advanced monitoring/control interface
TPM	Supports TPM 1.2

Features

- LGA1156 socket for Intel® Xeon® / Core™ i5/ i3/ Pentium® processors
- Intel® 3450 chipset
- 2 DDR3 1066/1333 DIMM support up to 8 GB memory capacity
- Intel® AMT & TPM supported
- DisplayPort (optional)
- Supports unbuffered-ECC memory

SBC Services and Solutions

Systems on Modules

Embedded SBCs >EPIC

Embedded SBCs >3.5" Capa

Embedded SBCs >Nano-ITX

Embedded SBCs >PC/104

Embedded SBCs >PC/104

Industrial Motherboards

Slot CPU Cards

Accessories

Appendix

Display

Chipset	According to CPU
Display Interface	VGA with D-sub 15-pin connector DisplayPort co-layout with VGA connector

Packing List

Standard		
Quick installation guide, user's manual/utility CD, cable		
Cable		
Part Number	Description	Qty
59380502000E	COM + Print cable w/ bracket	1
593826A0000E	SATA signal cable 500mm	1

Ordering Information

Standard		
SHB105VGA (P/N: E38C105101)	LGA1156 Intel® Xeon® / Core™ i5/ i3/ Pentium® PICMG 1.3 full-size CPU card with VGA, 2 10/100/1000Mbps Ethernet and audio	
SHB105PGGA (P/N: E38C105100)	LGA1156 Intel® Xeon® / Core™ i5/ i3/Pentium® PICMG 1.3 full-size CPU card with DisplayPort and 2 10/100/1000Mbps Ethernet	

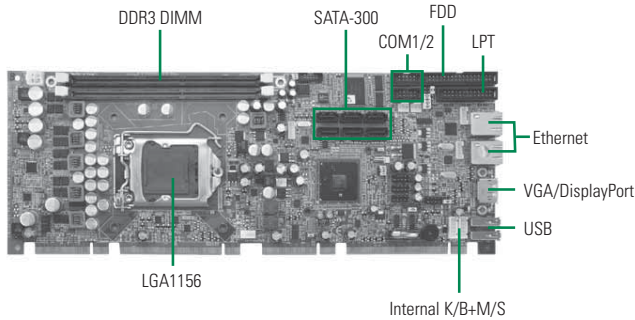
Optional		
59384500100E	Audio cable w/ bracket, P=2.0 L=450mm	
5938A808010E	2 x USB cable with bracket, P=2.54mm, L=190mm	
593836A0030E	4-pin power cable to SATA x 2, L=150mm	
59380000290E	PS/2 keyboard and mouse cable with bracket	
E9B900C000	LGA1156 cooler 4-pin H: 61.4 mm	
50761222000E	LGA1156 2U cooler 3pin H=68.8mm	

* Discrete graphic card is necessary for display if the chosen CPU doesn't have integrated graphics support.

* All specifications and photos are subject to change without notice.
© 2013 Axiomtek Co., Ltd. All rights reserved.

SHB103

LGA1156 Socket Intel® Core™ i7/ i5/ i3/ Pentium® PICMG 1.3 Full-size CPU Card with Intel® Q57 Chipset, VGA, Dual LANs and Audio



System

CPU	LGA1156 socket for Intel® Core™ i7/ i5/ i3/ Pentium® processors
System Memory	2 x 240-pin DIMM supports DDR3-1066/1333 max. up to 8 GB
Chipset	Intel® Q57
BIOS	AMI UEFI BIOS
SSD	N/A
Watchdog Timer	255 levels, 1~255 sec.
Expansion Interface	1 x PCIe x16 graphics port supports for SDVO or PCIe x1 devices 4 x PCIe lanes support 1 PCIe x4 or 4 PCIe x1 I/O devices 4 x 32-bit PCI bus masters
Battery	Lithium 3V/220 mAH
Power Requirements	Intel® Core™ i5-660 @3.33 GHz, 1GB DDR3 +5V_SBY @ 23mA, +3.3V @ 1.372A, +5V @ 1.548A, +12V (System) @ 158mA, -12V @ 28mA, +12V (CPU) @ 1.809A
Size	338 x 126 mm
Board Thickness	1.6 mm
Temperature	0° ~ +60°C (32°F ~ 140°F), operation
Relative Humidity	10% ~ 95% relative humidity, non-condensing

I/O

MIO	1 x FDD 1 x PS/2 keyboard 1 x PS/2 mouse 1 x LPT; with SPP/EPP/ECP supported 1 x RS-232/422/485 (COM 1) 1 x RS-232 (COM2)
SATA	6 x SATA-300 with RAID 0/1/10/5
Hardware Monitoring	Detect CPU/system temperature, voltage and support Smart Fan control
Ethernet	1st port as 10/100/1000Mbps supports iAMT, Wake-on-LAN, RPL/PXE Boot ROM with Intel® 82578DM 2nd port as 10/100/1000Mbps supports Wake-on-LAN, RPL/PXE Boot ROM with Intel® 82583V
Audio	HD Codec audio as MIC-in/Line-in/Line-out/speaker-out with Realtek ALC662
USB	12 x USB 2.0
TPM	Infineon SLB9635 for trusted platform
SMBus	System Management Bus for advanced monitoring/control

Features

- LGA1156 socket for Intel® Core™ i7/ i5/ i3/ Pentium® (G6950) processors
- Intel® Q57 chipset
- 2 DDR3 1066/1333 DIMM support up to 8 GB memory capacity
- 6 x SATA-300 with RAID 0, 1, 10 and 5
- Intel® AMT & TPM supported
- DisplayPort supported (optional)

Display

Chipset	Intel® HD Graphics
Memory Size	Intel® DVM T 5.0 compliant
Display Interface	1 x VGA 1 x DisplayPort (optional)

Packing List

Standard

Quick installation guide, user's manual/utility CD, cable

Cable

Part Number	Description	Qty
59380502000E	COM + Print cable w/ bracket	1
593826A0000E	SATA signal cable 500mm	1

Ordering Information

Standard

SHB103VGGGA (P/N: E38C103101)	LGA1156 Intel® Core™ i7/ i5/ i3/ Pentium® PICMG 1.3 full-size CPU card with VGA, 2 10/100/1000Mbps Ethernet and audio
SHB103PGGA (P/N: E38C103100)	LGA1156 Intel® Core™ i7/ i5/ i3/ Pentium® PICMG 1.3 full-size CPU card with DisplayPort and 2 10/100/1000Mbps Ethernet

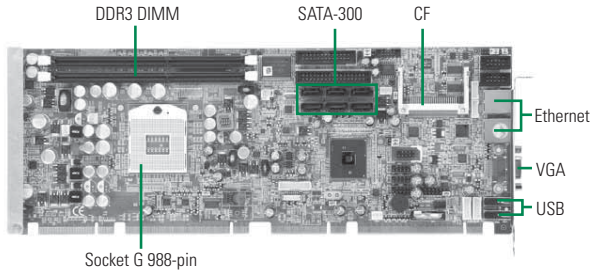
Optional

59384500100E	Audio cable w/ bracket, P=2.0 L=450mm
5938A808010E	2 x USB cable with bracket, P=2.54mm, L=190mm
593836A0030E	4-pin power cable to SATA x 2, L=150mm
59380000290E	PS/2 keyboard and mouse cable with bracket
E9B900C000	LGA1156 cooler 4-pin H: 61.4 mm
50761222000E	LGA1156 2U cooler 3pin H=68.8mm

* Discrete graphic card is necessary for display if the chosen CPU doesn't have integrated graphics support.

SHB111

Socket G Intel® Core™ i7/ i5/ i3 PICMG 1.3
Full-size CPU Card with Intel® QM57 Chipset,
VGA, LVDS, Dual LANs and Audio



System

CPU	Socket G for Intel® Core™ i7/ i5/ i3 & Celeron® processors
System Memory	2 x 240-pin DIMM support DDR3-800/1066 max. up to 8 GB
Chipset	Intel® QM57
BIOS	AMI UEFI BIOS
SSD	1 x CompactFlash™
Watchdog Timer	255 levels, 1~255 sec.
Expansion Interface	1 x PCIe x16 graphics port supports for SDVO or PCIe x1 devices 4 x PCIe lanes support for 1 x PCIe x4 or 4 x PCIe x1 I/O devices 4 x 32-bit PCI bus masters
Battery	Lithium 3V/220 mAh
Power Requirements	Intel® Core™ i7-620M @2.66 GHz, 1GB DDR3 +5V_SBY @ 63.52mA, +3.3V @ 842mA, +5V @ 869mA, +12V @ 2.178A
Size	338 x 126 mm
Board Thickness	1.6 mm
Temperature	0° ~ +60°C (32°F ~ 140°F), operation
Relative Humidity	10% ~ 95% relative humidity, non-condensing

I/O

MIO	1 x FDD 1 x PS/2 keyboard 1 x PS/2 mouse 1 x LPT; with SPP/EPP/ECP supported 1 x RS-232 (COM 1) 1 x RS-232/422/485 (COM 2)
SATA	6 x SATA-300 with RAID 0/1/10/5
Hardware Monitoring	Detect CPU/system temperature, voltage and support Smart Fan control
Ethernet	1st port as 10/100/1000Mbps supports iAMT, Wake-on-LAN, RPL/PXE Boot ROM with Intel® 82577LM 2nd port as 10/100/1000Mbps supports Wake-on-LAN, RPL/PXE Boot ROM with Intel® 82583V
Audio	HD Codec audio as MIC-in/Line-in/Line-out/ Speaker-out with Realtek ALC662
USB	14 x USB 2.0
TPM	Infineon SLB9635 for trusted platform
SMBus	System Management Bus for advanced monitoring/control

Features

- Socket G for Intel® Core™ i7/ i5/ i3 & Celeron® processors
- Intel® QM57 chipset
- 2 DDR3 800/1066 DIMM support up to 8 GB memory capacity
- 6 SATA-300 with RAID 0, 1, 5 and 10
- Intel® AMT & TPM supported (optional)

Display

Chipset	Intel® HD Graphics
Memory Size	Intel® DVM T 5.0 compliant
Display Interface	1 x VGA 1 x LVDS; 18/24-bit single/dual channel

Packing List

Standard		
Quick installation guide, user's manual/utility CD, cable		
Cable		
Part Number	Description	Qty
59380502000E	COM + Print cable w/ bracket	1
593826A0000E	SATA signal cable 500mm	1
5078C111100E	CPU PM989 cooler	1

Ordering Information

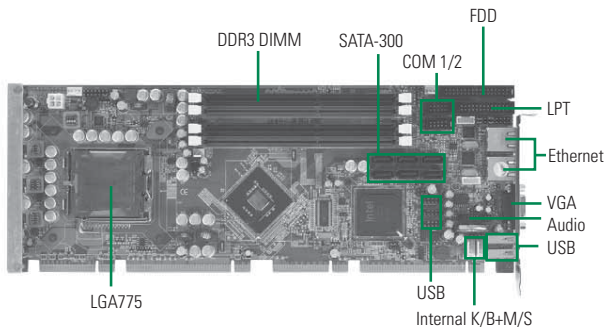
Standard	
SHB111VGGA (P/N: E38C111100)	Socket G Intel® Core™ i7/ i5/ i3 & Celeron® PICMG 1.3 full-size CPU card with VGA, LVDS, 2 10/100/1000Mbps Ethernet, audio and BIOS x1
SHB111VGGA (P/N: E38C111102)	Socket G Intel® Core™ i7/ i5/ i3 & Celeron® PICMG 1.3 full-size CPU card with VGA, LVDS, 2 10/100/1000Mbps Ethernet, audio and BIOS x4

Optional	
59384500100E	Audio cable w/ bracket, P=2.0 L=450mm
5938A808010E	2 x USB cable with bracket, P=2.54mm, L=190mm
593836A0030E	4-pin power cable to SATA x 2, L=150mm
59380000290E	PS/2 keyboard and mouse cable with bracket

* Discrete graphic card is necessary for display if the chosen CPU doesn't have integrated graphics support.

SHB102

LGA775 Intel® Core™2 Quad PICMG 1.3 Full-size CPU Card with Intel® Q45 + ICH10DO Chipset, Dual LANs, iAMT and iTPM



System

CPU	LGA775 socket for Intel® Core™2 Quad/ Core™2 Duo/ Celeron® processors with FSB 800/1066/1333 MHz
System Memory	4 x 240-pin DIMM support DDR3-800/1066 max. up to 8 GB
Chipset	Intel® Q45 + ICH10DO
BIOS	AMI BIOS
SSD	N/A
Watchdog Timer	255 levels, 1–255 sec.
Expansion Interface	1 x PCIe x16 graphics port supports for SDVO or PCIe x1 devices 4 x PCIe lanes support 1 PCIe x4 or 4 PCIe x1 I/O devices 4 x 32-bit PCI bus masters 16-bit ISA
Battery	Lithium 3V/196 mAh
Power Requirements	Intel® Q9400 @2.66 GHz, 2GB DDR3 +5V_SBY @ 502mA, +3.3V @ 921mA, +5V @ 2.283A, +12V (System) @ 362mA, -12V @ NA, +12V (CPU) @ 2.392A
Size	338 x 126 mm
Board Thickness	1.6 mm
Temperature	0° ~ +60°C (32°F ~ 140°F), operation
Relative Humidity	10% ~ 95% relative humidity, non-condensing

I/O

MIO	1 x FDD 1 x PS/2 keyboard 1 x PS/2 mouse 1 x LPT; with SPP/EPP/ECP supported 1 x RS-232 (COM 1) 1 x RS-232/422/485 (COM 2)
SATA	6 x SATA-300 with RAID 0/1/10/5
Hardware Monitoring	Detect CPU/system temperature, voltage and fan speed
Ethernet	1st port as 10/100/1000Mbps supports iAMT, Wake-on-LAN, RPL/PXE Boot ROM with Intel® 82567LM 2nd port as 10/100/1000Mbps supports Wake-on-LAN, RPL/PXE Boot ROM with Intel® 82574L
Audio	HD Codec audio as MIC-in/Line-in/Line-out/speaker-out with Realtek ALC888
USB	12 x USB 2.0
SMBus	System Management Bus for advanced monitoring/control

Features

- LGA775 for Intel® Core™2 Quad/ Core™2 Duo/ Celeron® processors with 800/1066/1333 MHz
- Intel® Q45 + ICH10DO chipset
- 4 DDR3-800/1066 DIMM support up to 8 GB
- With Intel® GMA X4500 high performance integrated graphics controller with DX10 and OpenGL 2.1
- 6 SATA-300 with RAID 0, 1, 10 and 5
- Intel® AMT & TPM supported
- Supports PCI Express 2.0 x16

Display

Chipset	Intel® GMA X4500 graphics core
Memory Size	Intel® DVMT 5.0 compliant
Display Interface	1 x VGA

Packing List

Standard		
Quick installation guides, user's manual/utility CD, cable		
Cable		
Part Number	Description	Qty
59380502000E	COM + Print cable w/ bracket	1
593826A0000E	SATA signal cable 500mm	1

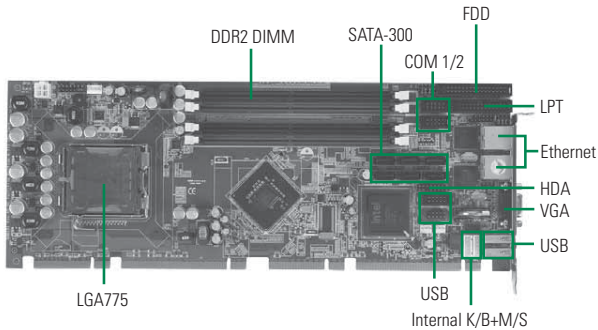
Ordering Information

Standard	
SHB102VGGA (P/N: E38C102100)	LGA775 socket PICMG 1.3 full-size CPU card with VGA, 2 10/100/1000Mbps Ethernet, iAMT, iTPM, RAID and Audio
Optional	
593836A0030E	4-pin power cable to SATA x 2, L=150mm
5938A808010E	2 x USB cable with bracket, P=2.54mm, L=190mm
59384500100E	Audio cable P=2.0, L=450mm
59380000290E	PS/2 keyboard & mouse cable with bracket
E9C900B008	LGA775 slim cooler 3P H=25mm (for 1U Chassis)
E9C900B009	LGA775 cooler 3p H=66.8mm (for 2U/4U/Shoebox)
E9C900B010	LGA775 cooler 4p H=61.4mm (for 2U/4U/Shoebox)

* This product must use a proprietary CPU cooler. We strongly recommend purchasing from Axiomtek.

SHB101

LGA775 Intel® Core™2 Quad PICMG 1.3
Full-size CPU Card with Intel® Q35 + ICH9R
Chipset, VGA, Dual LANs and RAID



System

CPU	LGA775 socket for Intel® Core™2 Quad/ Core™2 Duo/ Celeron® processors with FSB 800/1066/1333 MHz
System Memory	4 x 240-pin DIMM support DDR2-667/800 max. up to 8 GB
Chipset	Intel® Q35 + ICH9R
BIOS	Phoenix-Award
SSD	N/A
Watchdog Timer	255 levels, 1-255 sec.
Expansion Interface	1 x PCIe x16 graphics port supports for SDVO or PCIe x1 devices 4 x PCIe lanes support 1 PCIe x4 or 4 PCIe x1 I/O devices 4 x 32-bit PCI bus masters 16-bit ISA
Battery	Lithium 3V/220 mAh
Power Requirements	Intel® E6400 @2.133 GHz, 1GB DDR2 +5V_SBY @ 43mA, +3.3V @ 750mA, +5V @ 2.405A, +12V (System) @ 125mA, -12V @ 28mA, +12V (CPU) @ 2.013A
Size	338 x 126 mm
Board Thickness	1.6 mm
Temperature	0° ~ +60°C (32°F ~ 140°F), operation
Relative Humidity	10% ~ 95% relative humidity, non-condensing

I/O

MIO	1 x FDD 1 x PS/2 keyboard 1 x PS/2 mouse 1 x LPT; with SPP/EPP/ECP supported 1 x RS-232 (COM 1) 1 x RS-232/422/485 (COM2)
SATA	6 x SATA-300 with RAID 0/1/10/5
Hardware Monitoring	Detect CPU/system temperature, voltage and fan speed
Ethernet	2 ports as 10/100/1000Mbps support Wake-on-LAN, RPL/PXE Boot ROM with Intel® 82573L
Audio	HD Codec audio as MIC-in/Line-in/Line-out/speaker-out with audio kit AX93242 (optional)
USB	10 x USB 2.0
SMBus	System Management Bus for advanced monitoring/control

Features

- LGA775 for Intel® Core™2 Quad/ Core™2 Duo/ Celeron® processors with 800/1066/1333 MHz
- Intel® Q35 GMCH integrated graphics media 3100
- 4 DDR2 DIMM support up to 8 GB memory capacity
- 6 SATA-300 with RAID 0, 1, 10 and 5
- 10 USB 2.0 ports

Display

Chipset	Intel® GMA 3100 graphics core
Memory Size	Intel® DVM T 4.0 compliant
Display Interface	1 x VGA

Packing List

Standard		
Quick installation guide, user's manual/utility CD, cable		
Cable		
Part Number	Description	Qty
59380502000E	COM + Print cable w/ bracket	1
593826A0000E	SATA signal cable 500mm	1

Ordering Information

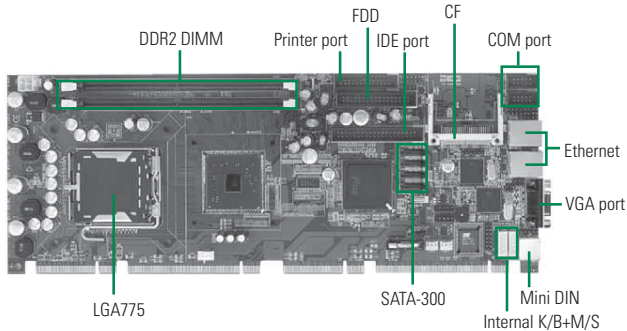
Standard	
SHB101VGG	LGA775 socket PICMG 1.3 full-size CPU card with VGA, (P/N: E38C101100)
593836A0030E	4-pin power cable to SATA x 2, L=150mm
5938A808010E	2 x USB cable with bracket, P=2.54mm, L=190mm
E393242100	AX93242-RC HD audio converter kit
5938000290E	PS/2 keyboard & mouse cable with bracket
E9C900B008	LGA775 slim cooler 3P H=25mm (for 1U Chassis)
E9C900B009	LGA775 cooler 3p H=66.8mm (for 2U/4U/Shoebbox)
E9C900B010	LGA775 cooler 4p H=61.4mm (for 2U/4U/Shoebbox)

* This product must use a proprietary CPU cooler. we strongly recommend purchasing from Axiomtek.

* All specifications and photos are subject to change without notice.
© 2013 Axiomtek Co., Ltd. All rights reserved.

SHB100

LGA775 Intel® Core™2 Duo PICMG 1.3
Full-size CPU Card with Intel® 945G +
ICH7R Chipset, VGA, Dual LANs and Audio



Features

- LGA775 for Intel® Core™2 Duo/ Celeron® processors with 533/800/1066 MHz
- Intel® 945G + ICH7R chipset
- 2 DDR2 DIMM support up to 4 GB memory
- With Intel® GMA 950 high performance integrated graphics controller
- 4 SATA-300 with RAID 0, 1, 10 and 5

System

CPU	LGA775 socket for Intel® Core™2 Duo/ Pentium® 4/ Pentium®/ Celeron® D/ Celeron® processors with FSB 533/800/1066 MHz
System Memory	2 x 240-pin DIMM support DDR2-400/533/667 max. up to 4 GB
Chipset	Intel® 945G + ICH7R
BIOS	Phoenix-Award
SSD	1 x CompactFlash™ type-II socket
Watchdog Timer	255 levels, 1~255 sec.
Expansion Interface	1 x PCIe x16 graphics port supports for SDVO or PCIe x1 devices 4 x PCIe lanes support for 1 x PCIe x4 or 4 x PCIe x1 I/O devices 4 x 32-bit PCI bus masters 16-bit ISA
Battery	Lithium 3V/220 mAh
Power Requirements	Intel® E6400 @2.133 GHz , 1GB DDR2 +5V_SBY @ 26mA, +3.3V @ 747mA, +5V @ 3.116A, +12V (System) @ 128mA, -12V @ 31mA, +12V (CPU) @ 1.975A 16-bit ISA
Size	338 x 126 mm
Board Thickness	1.6 mm
Temperature	0° ~ +60°C (32°F ~ 140°F), operation
Relative Humidity	10% ~ 95% relative humidity, non-condensing

I/O

MIO	1 x IDE; PATA-100 1 x PS/2 keyboard 1 x PS/2 mouse 1 x LPT; with SPP/EPP/ECP supported 1 x RS-232 (COM 1) 1 x RS-232/422/485 (COM2)
SATA	4 x SATA-300; with RAID 0/1/10/5
Hardware Monitoring	Detect CPU/system temperature, voltage and fan speed
Ethernet	2 ports as 10/100/1000Mbps support Wake-on-LAN, RPL/PXE Boot ROM with Intel® 82573L
Audio	AC'97 Codec audio as MIC-in/Line-in/Line-out with Realtek ALC203
USB	4 USB 2.0
SMBus	N/A

Display

Chipset	Intel® GMA 950 graphics core
Memory Size	Intel® DVM T 3.0 compliant
Display Interface	1 x VGA

Packing List

Standard		
Quick installation guide, user's manual/utility CD, cable		
Cable		
Part Number	Description	Qty
59380502000E	COM + Print cable w/ bracket	1
59381400000E	FDD flat cable	1
59381560000E	Mini DIN Y-cable for PS/2 K/B + M/S	1
59382601000E	Ultra DMA66 IDE cable 40P 255mm	1
593826A0000E	SATA signal cable 500mm	1
593836A0030E	SATA power cable 150mm	1

Ordering Information

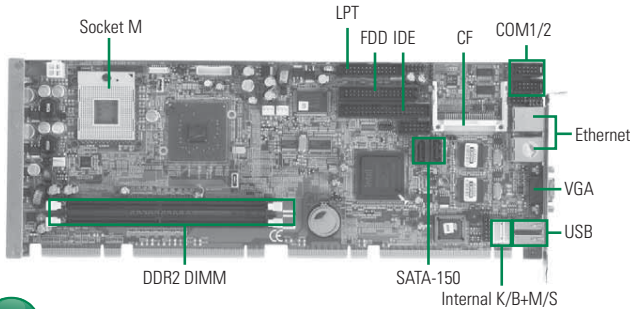
Standard	
SHB100VGGA	LGA775 socket PICMG 1.3 full-size CPU card with VGA, (P/N: E38C100103)
SHB100VGA	LGA775 socket PICMG 1.3 full-size CPU card with VGA, (P/N: E38C100104)

Optional	
E9C900B008	LGA775 slim cooler 3P H=25mm (for 1U Chassis)
E9C900B009	LGA775 cooler 3p H=66.8mm (for 2U/4U/Shoebox)
E9C900B010	LGA775 cooler 4p H=61.4mm (for 2U/4U/Shoebox)
59383600000E	Audio cable with bracket, P=2.54
59380000290E	PS/2 keyboard & mouse cable with bracket
5938A808010E	2 x USB cable with bracket, P=2.54mm, L=190mm

* This product must use a proprietary CPU cooler. we strongly recommend purchasing from Axiomtek.

SHB110

Socket M Intel® Core™2 Duo PICMG 1.3 Full-size CPU Card with Intel® 945GME + ICH7M-DH Chipset, VGA, Dual LANs and Audio



Low Power

System

CPU	Socket M for Intel® Core™2 Duo/ Core™ Duo/ Core™ Solo/ Celeron® M processors with FSB 533/667 MHz
System Memory	2 x 240-pin DIMM support DDR2-533/667 max. up to 4 GB
Chipset	Intel® 945GME + ICH7M-DH
BIOS	Phoenix-Award
SSD	1 x CompactFlash™ type-II
Watchdog Timer	255 levels, 1~255 sec.
Expansion Interface	1 x PCIe x16 graphics port supports for SDVO or PCIe x1 devices 4 x PCIe lanes support for 1 x PCIe x4 or 4 x PCIe x1 I/O devices 4 x 32-bit PCI bus masters
Battery	Lithium 3V/220 mAH
Power Requirements	Intel® T2400 @1.83 GHz, 1GB DDR2 +5V_SBY @ 35mA, +3.3V @ 942mA, +5V @ 1.782A, +12V @ 1.401A, -12V @ 63mA
Size	338 x 126 mm
Board Thickness	1.6 mm
Temperature	0° ~ +60°C (32°F ~ 140°F), operation
Relative Humidity	10% ~ 95% relative humidity, non-condensing

I/O

MIO	1 x IDE; PATA-100 1 x PS/2 keyboard 1 x PS/2 mouse 1 x LPT; with SPP/EPP/ECP supported 1 x RS-232 (COM 1) 1 x RS-232/422/485 (COM2)
SATA	2 x SATA-150; with RAID 0/1
Hardware Monitoring	Detect CPU/system temperature, voltage and fan speed
Ethernet	2 ports as 10/100/1000Mbps support Wake-on-LAN, RPL/PXE Boot ROM with Intel® 82573L
Audio	AC'97 Codec audio as MIC-in/Line-in/Line-out with Realtek ALC203
USB	8 x USB 2.0
SMBus	N/A

Features

- Socket M for Intel® Core™2 Duo/ Celeron® processors with 533/667 MHz
- Intel® 945GME + ICH7M-DH chipset
- 2 DDR2 DIMM support up to 4 GB memory
- With Intel® GMA950 high performance integrated graphics controller
- 2 SATA-150 with RAID 0, 1

Display

Chipset	Intel® GMA 950 graphics core
Memory Size	Intel® DVM T 3.0 compliant
Display Interface	1 x VGA 1 x LVDS; 18/24-bit single/dual channel

Packing List

Standard

Quick installation guide, user's manual/utility CD, cable

Cable

Part Number	Description	Qty
59380502000E	COM + Print cable w/ bracket	1
59381400000E	FDD flat cable	1
59382601000E	Ultra DMA66 IDE cable 40P 255mm	1
593826A0000E	SATA signal cable 500mm	1

Ordering Information

Standard

SHB110VGGA	Socket M PICMG 1.3 full-size CPU card with VGA, (P/N: E38C110100)	2 10/100/1000Mbps Ethernet and audio
SHB110VGA	Socket M PICMG 1.3 Full-size CPU card with VGA, (P/N: E38C110101)	10/100/1000Mbps Ethernet and audio

Optional

593836A0030E	4-pin power cable to SATA x 2, L=150mm
5938A808010E	2 x USB cable with bracket, P=2.54mm, L=190mm
59383600000E	Audio cable with bracket, P=2.54
E9C900B001	LGA775 p4 cooler 3-pin H: 66.8mm
59380000290E	PS/2 keyboard & mouse cable with bracket

SBC Services and Solutions

Systems on Modules

Embedded SBCs >EPIC

Embedded SBCs >3.5" Capa

Embedded SBCs >Nano-ITX

Embedded SBCs >Pico-ITX

Embedded SBCs >PC/104

Industrial Motherboards


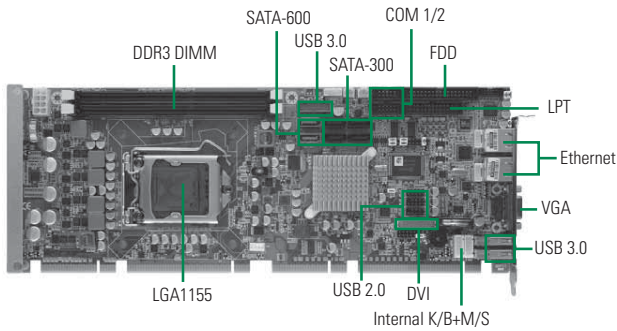
Slot CPU Cards

Accessories

Appendix

SHB120

LGA1155 Intel® Core™ i7/ i5/ i3 PICMG
1.3 Full-size CPU Card with Intel® Q77 PCH,
SATA3, USB 3.0, VGA/DVI and Dual LANs



System

CPU	LGA1155 for 3rd Generation Intel® Core™ i7/ i5/ i3 processors (Ivy Bridge)
System Memory	2 x 240-pin DDR3 1333/1600 DIMM max. up to 16 GB
Chipset	Intel® Q77
BIOS	AMI UEFI BIOS with OA 3.0 built
SSD	N/A
Watchdog Timer	225 levels, 1~255 sec.
Expansion Interface	1 x PCIe x16 (or 2 x PCIe x8), Gen. 3 1 x PCIe x4 (or 4 PCIe x1), Gen. 2 4 x 32 bit PCI bus masters
Battery	Lithium 3v/220 mAH
Power Requirements	Intel® Core™ i7-2700K +5V @ 2.1A, +12V @ 8A, +5Vsb @ 0.1A, +3.3V @ 2.3A
Size	338 x 122 mm
Board Thickness	1.6 mm
Temperature	0° ~ +60°C (32°F ~ 140°F), operation
Operation Humidity	10% ~ 95% relative humidity, non-condensing

I/O

MIO	1 x FDD 1 x PS/2 keyboard 1 x PS/2 mouse 1 x LPT; with SPP/EPP/ECP supported 1 x RS-232 (COM 2) 1 x RS-232/422/425 (COM 1) 1 x DVI-D
RIO	2 x RJ45, VGA, 2 x USB 3.0
SATA	2 x SATA 6Gbps & 4 x SATA 3Gbps, with RAID 0/1/5/10
Hardware Monitoring	Detect CPU/System temperature, voltage and fan speed
Ethernet	1st ports as 10/100/1000Mbps supports WOL, RPL/PXE Boot ROM with Intel® 82574L 2nd port as 10/100/1000Mbps support WOL, RPL/PXE Boot ROM with Intel® 82579LM
Audio	1 x HD Codec audio as MIC-in/Line-in/Line-out/speaker-out with ALC662
USB	10 x USB 2.0, 4 x USB 3.0
SMBus	Yes
TPM	Infineon SLB9635 for trusted platform (optional)

Features

- LGA1155 for 3rd Generation Intel® Core™ i7/ i5/ i3 processors (Ivy Bridge)
- Intel® Q77 PCH
- 2 DDR3 DIMM support up to 16 GB memory
- Intel® iAMT 8.0 & TPM (optional) supported
- PCIe Gen. 3 at 8GT/s supported
- USB 3.0 supported
- DVI and VGA for dual displays

Display

Chipset	Intel® HD Graphics
Memory Size	Max. up to 352MB frame buffer dedicated memory
Display Interface	1 x VGA (default) 1 x DVI-D (header) 1 x DisplayPort (optional)

Packing List

Standard

Quick installation guide, user's manual/utility CD, cable

Cable

Part Number	Description	Qty
59380502000E	COM+Print cable w/bracket	1
593826A0000E	SATA signal cable 500mm	1

Ordering Information

Standard

SHB120VGGA	LGA1155 H2 PICMG1.3 full-size CPU card with VGA, (P/N: E38C120100)	2 10/100/1000Mbps Ethernet and audio
SHB120PGGA	LGA1155 H2 PICMG1.3 full-size CPU card with (P/N: E38C120101)	DisplayPort, 2 10/100/1000Mbps Ethernet and audio

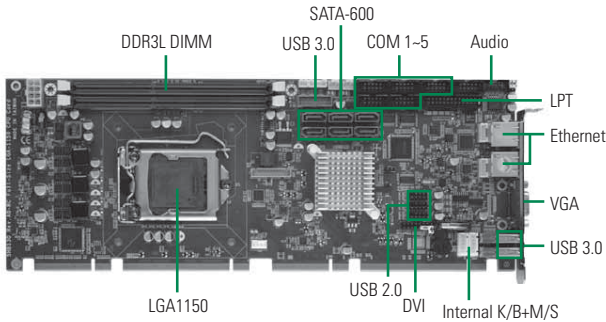
Optional

E9B900C000	LGA1156 cooler 4-pin H:61.4mm
50761222000E	LGA1156 2U cooler 3-pin H:68.8mm
5938A808010E	2 x USB port cable, L=190mm
59380000290E	PS/2 keyboard & mouse cable with bracket
593826A0000E	SATA signal cable 500mm
593836A0030E	4 pin power cable to SATA x 2, L=150mm
594C1093500E	DVI cable 24-pin header to DVI-D, L=30cm
71193221200E	DVI bracket
59384500100E	Audio cable w/ bracket, P=2.0, L=450mm

SHB130

LGA1150 Intel® Core™ i7/ i5/ i3 PICMG 1.3 Full-size CPU Card with Intel® Q87 PCH, SATA3, USB 3.0, DVI-D/VGA or DisplayPort for Dual Display and Dual LANs

NEW



System

CPU	LGA1150 socket for 4th Generation Intel® Core™ processors, TDP up to 65W
System Memory	2 x 240-pin DDR3/L-1333/1600 un-buffered DIMM max. up to 16 GB
Chipset	Intel® Q87
BIOS	AMI UEFI BIOS with OA 3.0 built
SSD	N/A
Watchdog Timer	225 levels, 1~255 sec.
Expansion Interface	Edge Connector A: 1 x PCIe x16, Gen. 3 Edge Connector B: 1 x PCIe x4 or 4 x PCIe x1, Gen. 2 4 x 32 bit PCI bus masters
Battery	Lithium 3V/220 mAH
Power Requirements	TBD
Size	338 x 126mm
Board Thickness	1.6 mm
Temperature	0° ~ +60°C (32°F ~ 140°F), operation
Operation Humidity	10% ~ 95% relative humidity, non-condensing

I/O

MIO	1 x PS/2 keyboard 1 x PS/2 mouse 1 x LPT, with SPP/EPP/ECP supported 4 x RS-232 (COM 2/3/4/5) 1 x RS-232/422/425 (COM 1), mode selection by SW 1 x DVI-D 2 x Smart fan for system Fan 1/Fan 2 1 x DIO (4-IN & 4-OUT)
RIO	2 x RJ-45, VGA or DisplayPort, 2 x USB 3.0
SATA	6 x SATA 6Gbps with RAID 0/1/5/10
Hardware Monitoring	Detect CPU/System temperature, voltage and fan speed
Ethernet	1st ports as 10/100/1000Mbps support WOL/RPL/PXE Boot ROM with Intel® i217LM with AMT 9.0 support 2nd port as 10/100/1000Mbps support WOL/RPL/PXE Boot ROM with Intel® i210AT
Audio	1 x HD Codec audio as MIC-in/Line-in/Line-out/speaker-out with ALC662
USB	10 x USB 2.0, 4 x USB 3.0
SMBus	N/A
TPM	Infineon SLB9635 for trusted platform(optional)

Features

- LGA1150 socket 4th Generation Intel® Core™ processors
- Intel® Q87 PCH
- 2 DDR3/L un-buffered DIMM max. up to 16 GB memory capacity
- Intel® iAMT 9.0 & TPM supported (optional)
- PCIe Gen. 3 at 8GT/s supported
- DVI-D and VGA or DisplayPort dual display
- USB 3.0 supported

Display

Chipset	Intel® HD Graphics
Memory Size	TBD
Display Interface	1 x VGA (default) 1 x DVI-D (header) 1 x DisplayPort (optional)

Packing List

Standard		
Quick installation guide, user's manual/utility CD, cable		
Cable		
Part Number	Description	Qty
59380502000E	COM+Print cable w/bracket	1
593826A0000E	SATA signal cable 500mm	1

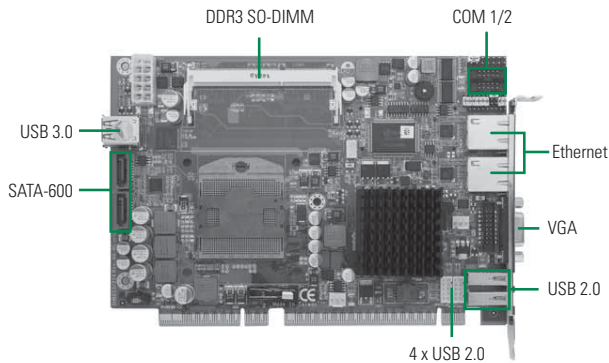
Ordering Information

Standard		
SHB130VGG4-Q87 (P/N: E38C130100)	LGA1150 PICMG1.3 full-size CPU card with VGA, 2 10/100/1000Mbps Ethernet and audio	
SHB130PGGA-Q87 (P/N: E38C130101)	LGA1150 PICMG1.3 full-size CPU card with DisplayPort, 2 10/100/1000Mbps Ethernet and audio	
Optional		
5938A808010E	2 x USB 2.0 port cable, L=190mm	
59380000290E	PS/2 keyboard & mouse cable with bracket	
593826A0000E	SATA signal cable 500mm	
593836A0030E	4 pin power cable to SATA x 2, L=150mm	
59384500100E	Audio cable w/ bracket P=2.0, L=450mm	
594C1093500E	DVI cable 24-pin header to DVI-D, L=30mm	
71193221200E	DVI bracket	

* All specifications and photos are subject to change without notice.
© 2013 Axiomtek Co., Ltd. All rights reserved.

SHB213

Socket G2 Intel® Core™ i7/ i5/ i3/ Celeron® PICMG 1.3 Half-size CPU Card with Intel® HM65 Chipset, VGA, SATA3, USB 3.0 and Dual LANs



System

CPU	Socket G2 (rPGA 988B) 2 nd Generation Intel® Core™ i7/ i5/ i3/ Celeron® processors (Sandy Bridge)
System Memory	2 x 204-pin DDR3 1066/1333 SO-DIMM max. up to 8 GB
Chipset	Intel® HM65 chipset (Intel® QM67 as option)
BIOS	AMI UEFI BIOS
SSD	1 x CFAST™
Watchdog Timer	225 levels, 1-255 sec.
Expansion Interface	1 x PCIe x16 1 x PCIe x4 or 4 x PCIe x1
Battery Lithium	3v/220 mAh
Power Requirements	Intel® Core™ i7-2710QE @ 2.1 GHz, 8GB DDR3 (HM 65) -12V @ 1.9A +5VSB @ 0.1A +12V @ 1.8A +3.3V @ 2.5A
Size	185 x 126mm
Board Thickness	1.6 mm
Temperature	0° ~ +60°C (32°F ~ 140°F), operation
Operation Humidity	10% ~ 95% relative humidity, on-condensing

I/O

MIO	1 x RS-232/422/485 (COM 1) 1 x RS-232 (COM 2)
SATA	2 x SATA-600 (straight, 180 , blue) Optional RAID 0/1 (only for Intel® QM67)
Hardware Monitoring	Detect CPU/System temperature, voltage and fan speed
Ethernet	2 ports as 10/100/1000Mbps support WOL, RPL/PXE boot ROM with Realtek RTL8111E.
Audio	N/A
USB	2 x USB 3.0 (right angle, 90°) 6 x USB 2.0 (4 x internal, 2 x external)
SMBus	System Management Bus for advanced monitoring/control

Display

Chipset	Intel® HD graphics
Memory Size	Max. up 352MB frame buffer dedicated memory
Display Interface	1 x VGA

Features

- Socket G2 (rPGA 988B) 2nd Generation Intel® Core™ i7/ i5/ i3/ Celeron® processors (Sandy Bridge)
- Intel® HM65 chipset (optional Intel® QM67)
- 2 DDR3 1066/1333 SO-DIMM support up to 8 GB memory capacity
- Supports Intel® HD graphics

Packing List

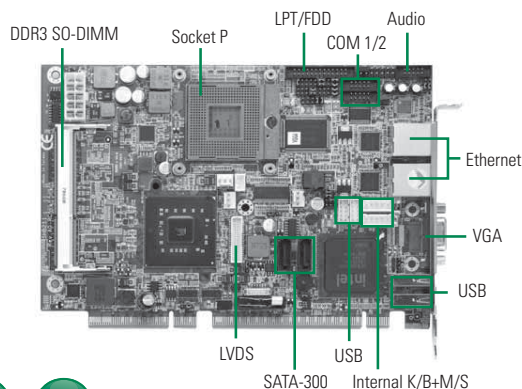
Standard		
Quick installation guide, user's manual/utility CD, cable		
Cable		
Part Number	Description	Qty
59384500200E	COM x 2 w/bracket, P=2.0, L=250mm	1
593826A0000E	SATA signal cable 500mm	1

Ordering Information

Standard		
SHB213VGG-HM65	Socket G2 PICMG 1.3 half-size CPU card with HM65, VGA, SATA3, USB 3.0, 2 10/100/1000Mbps Ethernet	
(P/N: E38C213101)		
Optional		
59382631000E	2 x USB 2.0 wafer cable with bracket, L=180mm	
5078C111200E	CPU cooler PGA 989 JACDD01C	
SHB213VGG-QM67	Socket G2 PICMG 1.3 half-size CPU card with QM67, VGA, SATA3, USB 3.0, 2 10/100/1000Mbps Ethernet	
(P/N: E38C213100)		

SHB211

Socket P Intel® Core™2 Duo PICMG 1.3
Half-size CPU Card with Intel® GM45 +
ICH9M/ICH9M-E Chipset, VGA/LVDS,
Dual LANs and Audio



System

CPU	Socket P for Intel® Core™2 Duo/ Celeron® M processors with FSB 800/1066 MHz
System Memory	2 x 204-pin SO-DIMM support DDR3-800/1066 max. up to 8 GB
Chipset	Intel® GM45 + ICH9M/ICH9M-E
BIOS	AMI
SSD	1 x CompactFlash™ type-II
Watchdog Timer	255 levels, 1~255 sec.
Expansion Interface	1 x PCIe x16 graphics port supports for SDVO or PCIe x1 devices 4 x PCIe lanes support 1 x PCIe x4 or 4 x PCIe x1 I/O devices
Battery	Lithium 3V/220 mAh
Power Requirements	Intel® T9400 @2.53 GHz, 1G DDR3 +5V_SBY @ 25mA, +3.3V @ 987mA, +5V @ 22mA, +12V @ 2.148A, -12V @ 22mA
Size	185 x 126 mm
Board Thickness	1.6 mm
Temperature	0° ~ +60°C (32°F ~ 140°F), operation
Relative Humidity	10% ~ 95% relative humidity, non-condensing

I/O

MIO	1 x FDD/LPT(default); with SPP/EPP/ECP supported 1 x PS/2 keyboard 1 x PS/2 mouse 1 x RS-232 (COM 2) 1 x RS-232/422/485 (COM 1)
SATA	2 x SATA-300
Hardware Monitoring	Detect CPU/system temperature, voltage and support Smart Fan control
Ethernet	2 ports as 10/100/1000Mbps support Wake-on-LAN, RPL/PXE Boot ROM with Realtek RTL8111B
Audio	HD Codec audio as MIC-in/Line-in/Line-out/speaker-out with Realtek ALC662
USB	6 x USB 2.0
SMBus	System Management Bus for advanced monitoring/control

Features

- Socket P for Intel® Core™2 Duo/ Celeron® M processors with 800/1066 MHz
- Intel® GM45 + ICH9M chipset (optional ICH9M-E)
- 2 DDR3 SODIMM support up to 8 GB
- With Intel® Gen 5 high performance integrated graphics controller for VGA and LVDS
- RAID 0, 1 (optional with ICH9M-E)

Display

Chipset	Intel® GMA 4500HD graphics core
Memory Size	Intel® DVMT 5.0 compliant
Display Interface	1 x VGA 1 x LVDS; 18/24-bit single/dual channel

Packing List

Standard		
Quick installation guide, user's manual/utility CD, cable		
Cable		
Part Number	Description	Qty
593826A0000E	SATA signal cable 500mm	1
59384500000E	COM + Print cable w/ bracket	1

Ordering Information

Standard	
SHB211VGGA (P/N: E38C211100)	Socket P PICMG 1.3 half-size CPU card with VGA/LVDS, 2 10/100/1000Mbps Ethernet and audio
Optional	
5078B850200E	CPU heatsink with fan
593836A0030E	4-pin power cable to SATA x 2, L=150mm
59382631000E	2 x USB 2.0 wafer cable with bracket, L=180mm
59383600000E	Audio cable with bracket

SBC
Services
and Solutions

Systems
on
Modules

Embedded
SBCs
>EPIC

Embedded
SBCs
>3.5" Capa

Embedded
SBCs
>Nano-ITX

Embedded
SBCs
>Pico-ITX

Embedded
SBCs
>PC/104

Industrial
Mother-
boards

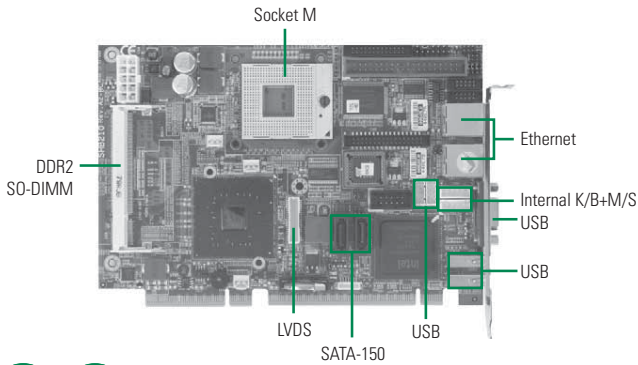
Slot
CPU
Cards

Accessories

Appendix

SHB210

Socket M Intel® Core™2 Duo PICMG 1.3 Half-size CPU Card with Intel® 945GME + ICH7M-DH Chipset, VGA/LVDS and Dual LANs



Low Power Full Solid Cap Design

System

CPU	Socket M for Intel® Core™2 Duo/ Core™ Duo/ Core™ Solo/ Celeron® M processors with FSB 533/667 MHz
System Memory	2 x 200-pin SO-DIMM support DDR2-533/667 max. up to 4 GB
Chipset	Intel® 945GME + ICH7M-DH
BIOS	Phoenix-Award
SSD	1 x CompactFlash™ type-II
Watchdog Timer	255 levels, 1~255 sec.
Expansion Interface	1 x PCIe x16 graphics port supports for SDVO or PCIe x1 devices 4 x PCIe lanes support 1 x PCIe x4 or 4 x PCIe x1 I/O devices
Battery	Lithium 3V/196 mAH
Power Requirements	Intel® T7600 @2.33 GHz, 2G DDR2 +5V_SBY @ 21mA, +3.3V @ 916mA, +5V @ 112mA, +12V @ 2.332A, -12V @ 34mA
Size	185 x 126 mm
Board Thickness	1.6 mm
Temperature	0° ~ +60°C (32°F ~ 140°F), operation
Relative Humidity	10% ~ 95% relative humidity, non-condensing

I/O

MIO	1 x IDE; PATA-100 1 x FDD 1 x PS/2 keyboard 1 x PS/2 mouse 1 x LPT; with SPP/EPP/ECP supported 1 x RS-232 (COM 2) 1 x RS-232/422/485 (COM 1)
SATA	2 x SATA-150; with RAID 0/1
Hardware Monitoring	Detect CPU/system temperature, voltage and fan speed
Ethernet	2 ports as 10/100/1000Mbps support Wake-on-LAN, RPL/PXE Boot ROM with Realtek RTL8111B
Audio	HD Codec audio as MIC-in/Line-in/Line-out/speaker-out with audio kit AX93242 (optional)
USB	6 x USB 2.0
SMBus	N/A

Features

- Socket M for Intel® Core™2 Duo/ Celeron® M processors with 533/667 MHz
- Intel® 945GME + ICH7M-DH chipset
- 2 DDR2-533/665 SODIMM support up to 4 GB
- With Intel® GMA 950 integrated graphics controller for VGA and LVDS

Display

Chipset	Intel® GMA 950 graphics core
Memory Size	Intel® DVMT 3.0 compliant
Display Interface	1 x VGA 1 x LVDS; 18/24-bit single/dual channel

Packing List

Standard

Quick installation guide, user's manual/utility CD, cable

Cable

Part Number	Description	Qty
5938450000E	COM + Print cable w/ bracket	1
59382601000E	Ultra DMA66 IDE cable 40-pin 455mm	1
59384500300E	FDD flat cable 2.54" to 2.0 pitch 320mm	1
593826A0000E	SATA signal cable 500mm	1
50784830200E	CPU heatsink with fan	1

Ordering Information

Standard

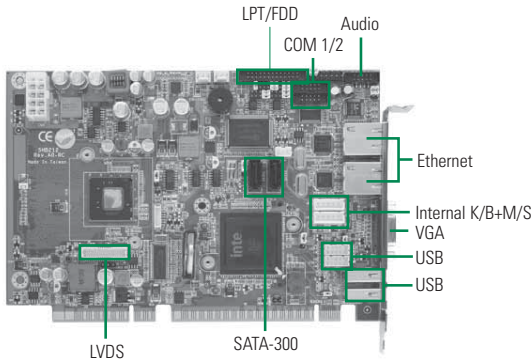
SHB210VGG (P/N: E38C210100)	Socket M PICMG 1.3 half-size CPU card with VGA/LVDS, 2 10/100/1000Mbps Ethernet and 6 USB
SHB210VG (P/N: E38C210101)	Socket M PICMG 1.3 half-size CPU card with VGA/LVDS, 10/100/1000Mbps Ethernet and 6 USB

Optional

593836A0030E	4-pin power cable to SATA x 2, L=150mm
59382631000E	2 x USB 2.0 wafer cable with bracket, L=180mm
E393242101	AX93242-RC HD audio converter kit

SHB212

Intel® Atom™ D525 PICMG 1.3 Half-size CPU Card with Intel® ICH8M Chipset, VGA/LVDS, Dual LANs and Audio



System

CPU	Intel® Atom™ processor D525 1.8 GHz
System Memory	1 x 204-pin SO-DIMM supports DDR3-800 max. up to 4 GB
Chipset	Intel® ICH8M
BIOS	AMI
SSD	1 x CompactFlash™
Watchdog Timer	255 levels, 1~255 sec.
Expansion Interface	4 x PCIe lanes support for 1 x PCIe x4 or 4 PCIe x1 I/O device Note: There is no PCIe x16 signal
Battery	Lithium 3V/196mAH
Power Requirements	*Intel® Atom™ D525 @ 1.8 GHz, 2GB DDR3 +5V+SBY @ 0A, +3.3V @ 0.7A, +12V @ 1.2A
Size	185 x 126 mm
Board Thickness	1.6 mm
Temperature	0° ~ +60°C (32°F ~ 140°F), operation
Relative Humidity	10% ~ 95% relative humidity, non-condensing

I/O

MIO	1 x FDD/LPT(default); with SPP/EPP/ECP supported 1 x PS/2 keyboard 1 x PS/2 mouse 1 x RS-232/422/485 (COM 1) 1 x RS-232 (COM 2)
SATA	2 x SATA-300
Hardware Monitoring	Detect CPU/system temperature, voltage and support Smart Fan control
Ethernet	1st port as 10/100/1000Mbps supports Wake-on-LAN, RPL/PXE Boot ROM with Intel® 82567V 2nd port as 10/100/1000Mbps supports Wake-on-LAN, RPL/PXE Boot ROM with Intel® 82574L
Audio	HD Codec audio as MIC-in/Line-in/Line-out/speaker-out with Realtek ALC662
USB	6 x USB 2.0
SMBus	N/A

Features

- Intel® Atom™ processor D525 (1.8 GHz)
- Intel® ICH8M chipset
- 1 DDR3 SO-DIMM support up to 4 GB memory capacity
- 6 USB 2.0 ports supported
- 2 COM ports supported

Display

Chipset	Intel® GMA 3150 graphics core
Memory Size	Intel® DVMT 4.0 compliant
Output Interface	1x VGA 1x LVDS; 18-bit single channel

Packing List

Standard		
Quick installation guide, user's manual/utility CD, cable		
Cable		
Part Number	Description	Qty
5938450000E	COM + Print cable w/ bracket	1
593826A0000E	SATA signal cable 500mm	1
5078E800000E	CPU heatsink with fan (for D525)	1

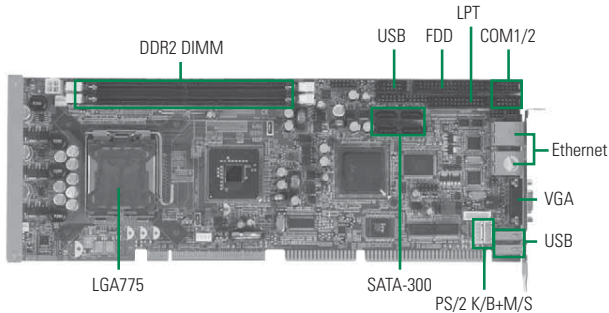
Ordering Information

Standard	
SHB212VGGA-D525	Intel® Atom™ D525 PICMG 1.3 Half-size CPU card with (P/N: E38C212102) VGA/LVDS, 2 10/100/1000Mbps Ethernet and audio
Optional	
593836A0030E	4-pin power cable to SATA x 2 L=150mm
59382631000E	2 x USB 2.0 wafer cable with bracket, L=180mm
59383600000E	Audio cable with bracket

* All specifications and photos are subject to change without notice.
© 2013 Axiomtek Co., Ltd. All rights reserved.

SBC81205

LGA775 Intel® Core™2 Quad PICMG 1.0
Full-size CPU Card with Intel® Q35 + ICH9
Chipset, VGA and Dual LANs



System

CPU	LGA775 socket for Intel® Core™2 Quad/ Core™2 Duo/ Celeron® processors with FSB 800/1066/1333 MHz
System Memory	2 x 240-pin DIMM support DDR2-667/800 max. up to 4 GB
Chipset	Intel® Q35 + ICH9
BIOS	Phoenix-Award
SSD	N/A
Watchdog Timer	255 levels, 1~255 sec.
Expansion Interface	4 x 32-bit PCI bus masters 16-bit ISA bus
Battery	Lithium 3V/220 mAh
Power Requirements	Intel® E5200@ 2.6 GHz, 1GB DDR2 +5V_SBY @ 34mA, +3.3V @ 77mA, +5V @ 2.902A, +12V (System) @ 207mA, -12V @ 27mA, +12V (CPU) @ 1.318A
Size	338 x 122 mm
Board Thickness	1.6 mm
Temperature	0° ~ +60°C (32°F ~ 140°F), operation
Relative Humidity	10% ~ 95% relative humidity, non-condensing

I/O

MIO	1 x FDD 1 x PS/2 keyboard 1 x PS/2 mouse 1 x LPT; with SPP/EPP/ECP supported 1 x RS-232 (COM 1) 1 x RS-232/422/485 (COM2)
SATA	4 x SATA-300
Hardware Monitoring	Detect CPU/system temperature, voltage and fan speed Ethernet 2 ports as 10/100/1000Mbps support Wake-on-LAN, RPL/PXE Boot ROM with Realtek RTL8111B Optional: 2 ports as 10/100/1000Mbps support wake-on- LAN, RPL/PXE Boot ROM with Intel 82583V
Audio	HD Codec audio as MIC-in/Line-in/Line-out/speaker-out with audio kit AX93242 (optional)
USB	6 x USB 2.0
SMBus	N/A

Display

Chipset	Intel® GMA 3100 graphics core
Memory Size	Intel® DVMT 4.0 compliant
Display Interface	1 x VGA

Features

- LGA775 socket for Intel® Core™2 Quad/ Core™2 Duo/ Celeron® processors with FSB 800/1066/1333 MHz
- Intel® Q35 + ICH9 chipset
- 2 DDR2 DIMM support up to 4 GB memory
- Intel® Q35 GMCH integrated graphics media 3100
- ISA high drive supported

Packing List

Standard		
Quick installation guide, user's manual/utility CD, cable		
Cable		
Part Number	Description	Qty
59380502000E	COM + Print cable w/ bracket	1
59381400000E	FDD flat cable	1
593826A0000E	SATA signal cable 500mm	1

Ordering Information

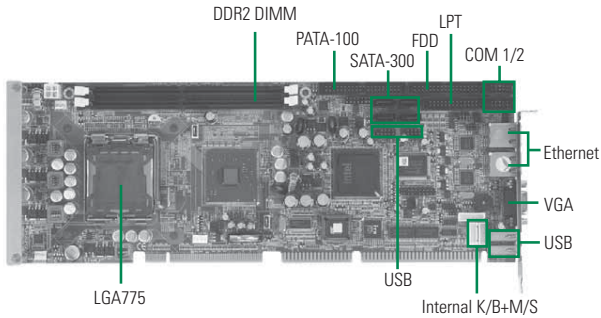
Standard		
SBC81205VGG	LGA775 socket PICMG 1.0 full-size CPU card with VGA, (P/N: E381205100)	2 10/100/1000Mbps Ethernet (RTL8111B) and 6 USB
SBC81205VG	LGA775 socket PICMG 1.0 full-size CPU card with VGA, (P/N: E381205101)	1 10/100/1000Mbps Ethernet (RTL8111B) and 6 USB
SBC81205VGG	LGA775 socket PICMG 1.0 full-size CPU card with VGA, (P/N: E381205105)	2 10/100/1000Mbps Ethernet (Intel® 82583V) and 6 USB
SBC81205VG	LGA775 socket PICMG 1.0 full-size CPU card with VGA, (P/N: E381205106)	1 10/100/1000Mbps Ethernet (Intel® 82583V) and 6 USB

Optional	
E9C900B003	CPU LGA775 cooler (for 2U/4U/Shoebox)
E9C900B004	CPU LGA775 cooler 4 pin H=61.4mm (for 2U/4U/Shoebox)
E9C900B005	CPU LGA775 cooler H=27mm P=2.0 (for 1U Chassis)
E9C900B006	LGA775 cooler 3p H=66.8mm (for 2U/4U/Shoebox)
E9C900B007	LGA775 slim cooler H=25mm (for 1U Chassis)
593826A0000E	SATA signal cable 500mm
593836A0030E	4-pin power cable to SATA x 2, L=150mm
5938A808010E	2 x USB cable with bracket, P=2.54mm, L=190mm
59380000290E	PS/2 keyboard & mouse cable with bracket
E393242100	AX93242-RC HD audio converter kit

* This product must use a proprietary CPU cooler.
we strongly recommend purchasing from Axiomtek.

SBC81206

LGA775 Intel® Core™2 Duo PICMG 1.0 Full-size CPU Card with Intel® 945GC + ICH7/7R Chipset, VGA and Dual LANs



System

CPU	LGA775 socket for Intel® Core™2 Duo/ Pentium® 4/ Pentium®/Celeron® processors with FSB 533/800 MHz
System Memory	2 x 240-pin DIMM support DDR2-400/533/667 max. up to 2 GB
Chipset	Intel® 945GC + ICH7/7R
BIOS	Phoenix-Award
SSD	IDE DoM
Watchdog Timer	255 levels, 1~255 sec.
Expansion Interface	4 x 32-bit PCI bus masters 16-bit ISA bus
Battery	Lithium 3V/220 mA
Power Requirements	Intel® Core™2 Duo E4500 @2.2 GHz, 1GB DDR2 +5V_SBY @ 24mA, +3.3V @ 130mA, +5V @ 1.486A, +12V (System) @ 951mA, -12V @ 44mA, +12V (CPU) @ 2.002A
Size	338 x 122 mm
Board Thickness	1.6 mm
Temperature	0° ~ +60°C (32°F ~ 140°F), operation
Relative Humidity	10% ~ 95% relative humidity, non-condensing

I/O

MIO	1 x IDE; PATA-100 1 x FDD 1 x PS/2 keyboard 1 x PS/2 mouse 1 x LPT; with SPP/EPP/ECP supported 1 x RS-232 (COM 1) 1 x RS-232/422/485 (COM 2)
SATA	4 x SATA-300; with RAID 0/1/10/5 (optional with ICH7R)
Hardware Monitoring	Detect CPU/system temperature, voltage and fan speed
Ethernet	2 ports as 10/100/1000Mbps support Wake-on-LAN, RPL/PXE Boot ROM with Realtek RTL8111B
Audio	HD Codec audio as MIC-in/Line-in/Line-out/speaker-out with audio kit AX93242 (optional)
USB	6 x USB 2.0
SMBus	System Management Bus for advanced monitoring/control

Display

Chipset	Intel® GMA 950 graphics Core
Memory Size	Intel® DVMT 3.0 compliant
Display Interface	1 x VGA

Features

- LGA775 for Intel® Core™2 Duo/ Pentium® D/ Pentium® 4/ Celeron® processors with 533/800 MHz
- Intel® 945GC + ICH7/7R
- 2 DDR2 DIMM support up to 2 GB memory capacity
- With Intel® GMA 950 high performance integrated graphics controller
- ISA with up to 500mA high drive supported

Packing List

Standard		
Quick installation guide, user's manual/utility CD and cable		
Cable		
Part Number	Description	Qty
59380502000E	COM+Print cable w/ bracket	1
593826A0000E	SATA signal cable 500mm	1

Ordering Information

Standard	
SBC81206VGG	LGA775 socket PICMG 1.0 full-size CPU card with VGA, 2 10/100/1000Mbps Ethernet
SBC81206VGGR	LGA775 socket PICMG 1.0 Full-size CPU card with VGA, 2 10/100/1000Mbps Ethernet and RAID
SBC81206VG	LGA775 socket PICMG 1.0 full-size CPU card with VGA, 10/100/1000Mbps Ethernet

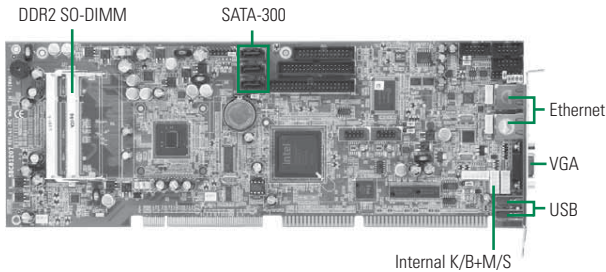
Optional	
E9C900B003	CPU LGA775 cooler (for 2U/4U/Shoebox)
E9C900B004	CPU LGA775 cooler 4 pin H=61.4mm (for 2U/4U/Shoebox)
E9C900B005	CPU LGA775 cooler H=27mm P=2.0 (for 1U Chassis)
E9C900B006	LGA775 cooler 3p H=66.8mm (for 2U/4U/Shoebox)
E9C900B007	LGA775 slim cooler H=25mm (for 1U Chassis)
5938A808010E	2 x USB cable with bracket, P=2.54mm, L=190mm
59380000290E	PS/2 keyboard & mouse cable with bracket
E93242100	AX93242-RC HD audio converter kit

* This product must use a proprietary CPU cooler. we strongly recommend purchasing from Axiomtek.

* All specifications and photos are subject to change without notice.
© 2013 Axiomtek Co., Ltd. All rights reserved.

SBC81207

Intel® Atom™ D510 PICMG 1.0 Full-size CPU Card with Intel® ICH8M Chipset, VGA, Dual LANs and Audio



System

CPU	Intel® Atom™ processor D510 1.66 GHz dual core onboard
System Memory	2 x 200-pin SO-DIMM support DDR2-667/800 max. up to 4 GB
Chipset	Intel® ICH8M + ITE8888G
BIOS	AMI
SSD	1 x CompactFlash™ (optional)
Watchdog Timer	255 levels, 1~255 sec.
Expansion Interface	4 x 32-bit PCI bus master 16-bit ISA bus
Battery	Lithium 3V/220 mAh
Power Requirements	*Intel® Atom™ D510, 1GB DDR2 +5V_SBY @ 15.15mA, +3.3V @ 45mA, +5V @ 2.115A, +12V @ 404.2mA, -12V @ 22mA
Size	338 x 122 mm
Board Thickness	1.6 mm
Temperature	0° ~ +60°C (32°F ~ 140°F), operation
Relative Humidity	10% ~ 95% relative humidity, non-condensing

I/O

MIO	1 x IDE; PATA-100; 1 x FDD 1 x PS/2 keyboard; 1 x PS/2 mouse 1 x LPT; with SPP/EPP/ECP supported 1 x RS-232 (COM 1) 1 x RS-232/422/485 (COM 2)
SATA	3 x SATA-300
Hardware Monitoring	Detect CPU/system temperature, voltage and support Smart Fan control
Ethernet	1st port as 10/100/1000Mbps supports Wake-on-LAN, RPL/PXE Boot ROM with Intel 82567V 2nd port as 10/100/1000Mbps supports Wake-on-LAN, RPL/PXE Boot ROM with Realtek RTL8111DL
Audio	HD Codec audio as MIC-in/Line-in/Line-out/speaker-out with Realtek ALC662
USB	6 x USB 2.0
SMBus	N/A

Display

Chipset	Intel® GMA 3150 graphics core
Memory Size	Intel® DVMT 4.0 compliant
Display Interface	1 x VGA

Features

- Intel® Atom™ processor D510 1.66 GHz
- Intel® ICH8M + ITE8888G chipset
- 2 DDR2 SO-DIMM support up to 4 GB memory capacity
- ISA with up to 500mA high drive supported

Packing List

Standard		
Quick installation guide, user's manual/utility CD, cable		

Cable		
Part Number	Description	Qty
59380502000E	COM + Print cable w/ bracket	1
593826A0000E	SATA signal cable 500mm	1
50781700500E	CPU heatsink w/ fan (for D510)	1

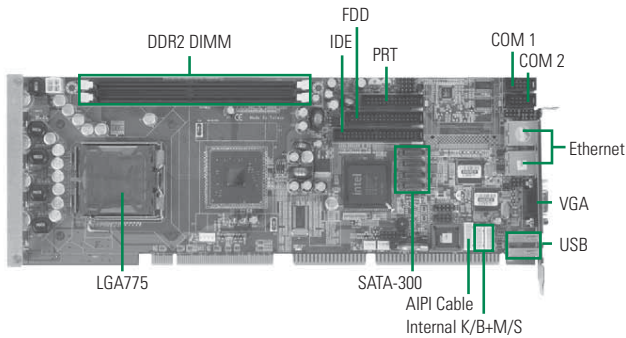
Ordering Information

Standard	
SBC81207VGGGA-D510	Intel® Atom™ D510 PICMG 1.0 full-size CPU card with VGA, 2 10/100/1000Mbps Ethernet and audio

Optional	
593836A0030E	4-pin power cable to SATA x 2, L=150mm
5938A808010E	2 x USB cable with bracket, P=2.54mm, L=190mm
59380000290E	PS/2 keyboard & mouse cable with bracket

SBC81203

LGA775 Intel® Core™2 Duo PICMG 1.0
Full-size CPU Card with Intel® 945G +
ICH7R Chipset, VGA, Audio and Dual LANs



System

CPU	LGA775 socket for Intel® Core™2 Duo/ Pentium® 4/ Pentium®/ Celeron® D/ Celeron® processors with FSB 533/800/1066 MHz
System Memory	2 x 240-pin DIMM support DDR2-400/533/667 max. up to 4 GB
Chipset	Intel® 945G + ICH7R
BIOS	Phoenix-Award
SSD	1 x CompactFlash™ type-II socket (optional)
Watchdog Timer	255 levels, 1~255 sec.
Expansion Interface	4 x 32-bit PCI bus masters
Battery	Lithium 3V/220 mAH
Power Requirements	Intel® E6400 @2.133 GHz, 1GB DDR2 +5V_SBY @ 23.6mA, +5V @ 3.686A, +12V (System) @ 25mA, -12V @ 26mA, +12V (CPU) @ 1.723A
Size	338 x 122 mm
Board Thickness	1.6 mm
Temperature	0° ~ +60°C (32°F ~ 140°F), operation
Relative Humidity	10% ~ 95% relative humidity, non-condensing

I/O

MIO	1 x IDE; PATA-100 1 x FDD 1 x PS/2 keyboard 1 x PS/2 mouse 1 x LPT; with SPP/EPP/ECP supported 1 x RS-232 (COM 1) 1 x RS-232/422/485 (COM 2)
SATA	4 x SATA-300; with RAID 0/1/10/5
Hardware Monitoring	Detect CPU/system temperature, voltage and fan speed
Ethernet	2 ports as 10/100/1000Mbps support Wake-on-LAN, RPL/PXE Boot ROM with Intel® 82573L
Audio	AC'97 Codec audio as MIC-in/Line-in/Line-out with Realtek ALC203
USB	6 x USB 2.0
SMBus	N/A

Display

Chipset	Intel® GMA 950 graphics Core
Memory Size	Intel® DVM T 3.0 compliant
Display Interface	1 x VGA

Features

- LGA775 for Intel® Core™2 Duo/ Pentium® D/ Pentium® 4/ Celeron® processors with 533/800 MHz
- Intel® 945GC + ICH7R
- 2 DDR2 DIMM support up to 2 GB memory capacity
- With Intel® GMA 950 high performance integrated graphics controller
- ISA with up to 500mA high drive supported

Packing List

Standard		
Quick installation guide, user's manual/utility CD, cable		
Cable		
Part Number	Description	Qty
59380502000E	COM + Print cable w/ bracket	1
59381400000E	FDD flat cable	1
59382601000E	Ultra DMA66 IDE cable 40-pin 455mm	1
593826A0000E	SATA signal cable 500mm	1

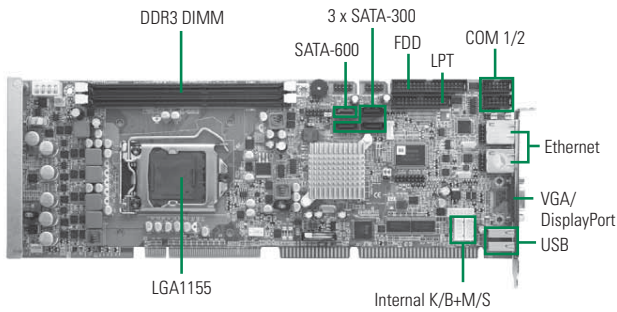
Ordering Information

Standard	
SBC81203VGA	LGA775 socket PICMG 1.0 full-size CPU card with VGA, 2 10/100/1000Mbps Ethernet and audio
SBC81203VGA	LGA775 socket PICMG 1.0 full-size CPU card with VGA, 10/100/1000Mbps Ethernet and audio
Optional	
E9C900B008	LGA775 slim cooler 3P H=25mm (for 1U Chassis)
E9C900B009	LGA775 cooler 3p H=66.8mm (for 2U/4U/Shoebbox)
E9C900B010	LGA775 Cooler 4p H=61.4mm (for 2U/4U/Shoebbox)
593836A0030E	SATA power cable 4-pin, L=150mm
5938A808010E	2 x USB cable with bracket, P=2.54mm, L=190mm
59380000450E	Audio cable with bracket, P=2.54mm

* This product must use a proprietary CPU cooler. we strongly recommend purchasing from Axiomtek.

SBC81210

LGA1155 Intel® Core™ i7/ i5/ i3 PICMG 1.0
Full-size CPU Card with Intel® B65/Q67, VGA
and Dual LANs



DDR3

System

CPU	LGA1155 socket for Intel® Core™ i7/ i5/ i3 processor
System Memory	2 x 240-pin DDR3 1066/1333 DIMM max. up to 8 GB
Chipset	Intel® B65 (Q67 as option)
BIOS	AMI UEFI BIOS
SSD	N/A
Watchdog Timer	225 levels, 1~255 sec.
Expansion Interface	4 x 32 bit PCI bus masters No ISA bus support
Battery Lithium	3v/220 mAh
Power Requirements	Intel® i5-2500 @ 3.1 GHz, 4 G DDR3 +5V_SBY @ 41mA, +3.3V @ 26mA +5V @ 3.705A, +12V @ 698mA, -12V @ 26mA
Size	338 x 122mm
Board Thickness	1.6 mm
Temperature	0° ~ +60°C (32°F ~ 140°F), operation
Relative Humidity	10% ~ 95% relative humidity, non-condensing

I/O

MIO	1 x FDD 1 x PS/2 keyboard 1 x PS/2 mouse 1 x LPT; with SPP/EPP/ECP supported 1 x RS-232 (COM 1) 1 x RS-232/422/425 (COM 2)
SATA	1 x SATA-600 & 3 x SATA-300, optional RAID 0/1/10/5 (only for Intel® Q67)
Hardware Monitoring	Detect CPU/System temperature, voltage and fan speed
Ethernet	1 ports as 10/100/1000Mbps support Wake-on-LAN, RPL/PXE Boot ROM with Intel® 82579LM 2 ports as 10/100/1000Mbps support Wake-on-LAN, RPL/PXE Boot ROM with Intel® 82583V
Audio	HD Codec audio as MIC-in/Line-in/Line-out/speaker-out with Audio kit AX93242 (optional)
USB	6 x USB 2.0
SMBus	System Management Bus for advanced monitoring/control

Display

Chipset	Intel® HD Graphics
Memory Size	Max. up 352MB frame buffer dedicated memory
Display Interface	1 x VGA 1 x DisplayPort (optional)

Features

- LGA1155 socket for Intel® Core™ i7/ i5/ i3 processors
- Intel® B65 chipset (Q67 as option)
- 2 DDR3 1066/1333 DIMM support up to 8 GB memory capacity
- DisplayPort supported (optional)
- Supports Intel® HD Graphics

Packing List

Standard

Quick installation guide, user's manual/utility CD, cable

Cable

Part Number	Description	Qty
59380502000E	COM+Print cable w/bracket	1
593826A0000E	SATA signal cable 500mm	1
59381400000E	FDD cable	1

Ordering Information

Standard

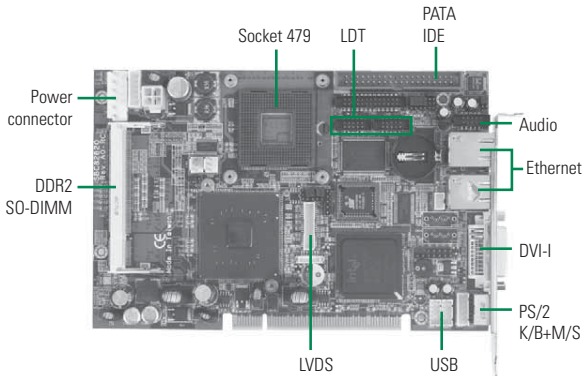
SBC81210VGG-B65 (P/N: E381210100)	LGA1155 socket PICMG 1.0 full-size CPU card with B65 PCH, VGA, 2 10/100/1000Mbps Ethernet and 6 USB
SBC81210PGG-B65 (P/N: E381210101)	LGA1155 socket PICMG 1.0 full-size CPU card with B65 PCH, DisplayPort, 2 10/100/1000Mbps Ethernet and 6 USB

Optional

SBC81210VGG-Q67 (P/N: E381210102)	LGA1155 socket PICMG 1.0 full-size CPU card with Q67 PCH, VGA, 2 10/100/1000Mbps Ethernet and 6 USB
5938A808010E	2 x USB cable with bracket, P=2.54mm, L=190mm
59380000290E	PS/2 keyboard & mouse cable with bracket
E93242100	AX93242 HD audio converter kit
593826A0000E	SATA signal cable 500mm
593836A0030E	4 pin power cable to SATA x 2, L=150mm
E9B900C000	LGA1156 cooler 4-pin H:61.4mm
50761222000E	LGA1156 2U cooler 3pin H=68.8mm

SBC82820

Socket 479 Intel® Pentium® M PICMG 1.0 PCI Half-size CPU Card with Intel® 910GMLE + ICH6M Chipset, DVI-I/LVDS, Dual LANs and Audio



System

CPU	Socket 479 for Intel® Pentium® M/ Celeron® M processors with FSB 400/533 MHz; ULV Intel® Celeron® M processor 600MHz/512KB or 1GHz/ZC onboard
System Memory	2 x 200-pin SO-DIMM support DDR2-400/533 max. up to 2 GB
Chipset	Intel® 910GMLE + ICH6M
BIOS	Phoenix-Award BIOS
SSD	1 x CompactFlash™ type-II
Watchdog Timer	255 levels, 1~255 sec.
Expansion Interface	1 x PCI for 32-bit PCI supports 4 bus masters
Battery	Lithium 3V/220 mAH
Power Requirements	*Intel® Pentium® M @2.0 GHz, 1GB DDR2 Max.: +5VSB @ 38mA, +3.3V@54mA, +5V@2.253A, -12V@22mA, +12V@1.361A *Intel® Pentium® M @1.0 GHz, 1GB DDR2 +5V_SBY @ 29mA, +3.3V @ 41mA, +5V @ 2.553A, +12V (System) @ 30mA, -12V @ 21mA, +12V (CPU) @ 332mA
Size	185 x 122 mm
Board Thickness	1.6 mm
Temperature	0° ~ +60°C (32°F ~ 140°F), operation
Relative Humidity	10% ~ 95% relative humidity, non-condensing

I/O

MIO	1 x IDE; PATA-100 1 x FDD/LPT(default); with SPP/EPP/ECP supported 1 x PS/2 keyboard 1 x PS/2 mouse 1 x RS-232 (COM 1) 1 x RS-232/422/485 (COM 2)
SATA	2 x SATA-150
Hardware Monitoring	Detect CPU/system temperature, voltage and fan speed
Ethernet	2 ports as 10/100/1000Mbps support Wake-on-LAN, RPL/PXE Boot ROM with Realtek RTL8111B
Audio	AC'97 Codec audio as MIC-in/Line-in/Line-out/speaker out with Realtek ALC203
USB	4 x USB 2.0
SMBus	System Management Bus for advanced monitoring/control

Features

- Socket 479 for Intel® Pentium® M/ Celeron® M processors with FSB 400 MHz
- Intel® 910GMLE + ICH6M chipset
- 2 DDR2 SO-DIMM support up to 2 GB memory
- Dual 10/100/1000 Ethernet and Audio
- DVI-I for VGA and DVI-D display output

Display

Chipset	Intel® GMA 900 graphics core
Memory Size	Intel® DVMT 3.0 compliant
Display Interface	1 x DVI-I combined with CRT 1st LVDS; 18/24-bit single/dual channel 2nd LVDS; 18/24-bit single/dual channel (optional)

Packing List

Standard

Quick installation guide, user's manual/utility CD, cable

Cable

Part Number	Description	Qty
5938450000E	COM + Print cable w/ bracket	1
59382601000E	Ultra DMA66 IDE cable 40-pin 455mm	1
593826A0000E	SATA signal cable 500mm	1
59382631000E	2 x USB 2.0 wafer cable with bracket, L=180mm	1
59384500100E	Audio cable with bracket 2.0 pitch 450mm	1

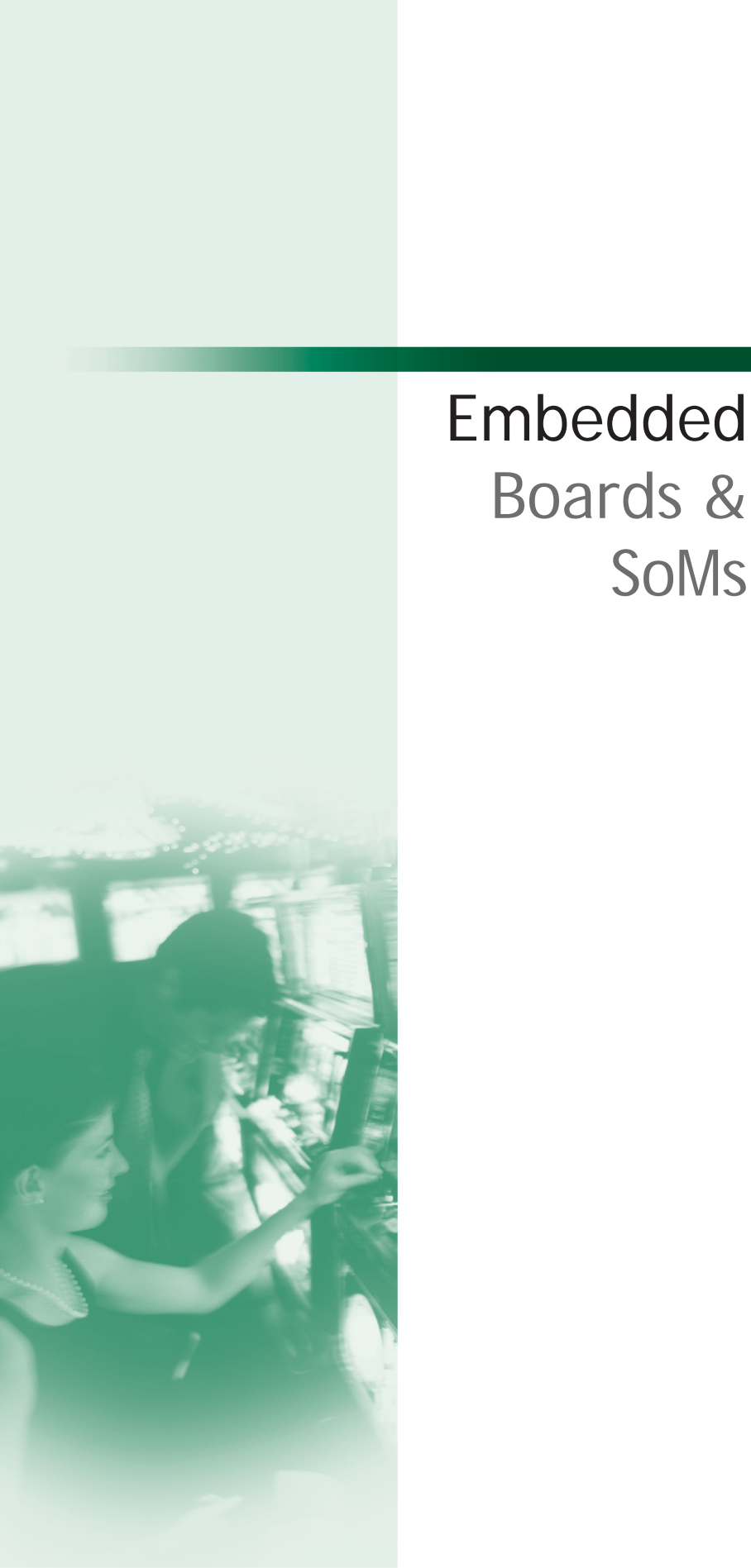
Ordering Information

Standard

SBC82820DGGA	Socket 479 PICMG 1.0 half-size CPU card with DVI-I/LVDS, 2 10/100/1000Mbps Ethernet audio and 4 USB
SBC82820DGGA-1GE	PICMG 1.0 half-size CPU card with ULV Intel® Celeron® M (P/N: E382820100) 1 GHz/ZC CPU, DVI-I/LVDS, 2 10/100/1000Mbps Ethernet, audio and 4 USB

Optional

594826A0010E	DVI-I to CRT & DVI-D Y-cable
E39A003100	CK9A003; 1 x audio cable, 4 USB 2.0 cables



Embedded Boards & SoMs

www.axiomtek.com




6 Accessories

Riser Card		
AX96144	PCIe x4 Riser Card with 4-slot PCIe x1 Add-on Card	203
I/O Cable Kit		
AX93242	HD Audio Converter Board with Bracket	204
MiniPCI Modules		
AX92200	MiniPCI Fast/Gigabit Ethernet Module	205
AX92203	MiniPCI Wireless LAN Module	205
LVDS Convert Modules		
AX95601	LVDS Converter	206
AX93221	LVDS to DVI-D Converter	206

Riser Card

AX96144

PCIe x4 riser card with 4-slot PCIe x1 add-on card which is aside the SBCs.
(Applied for SBC86860, SBC86850, SBC86834)




I/O Cable Kit

AX93242

HD audio converter board with bracket for SBC81205, SBC81206, SHB101 and SHB210
Mic-in/CD-in//Line-in/Line-out/Speaker-out

Ordering Information

AX93242 (P/N: E393242100)	HD audio kit for SBC81205, SBC81206, SHB101
AX93242 (P/N: E393242101)	HD audio kit for SHB210



SBC
Services
and Solutions

Systems
on
Modules

Embedded
SBCs
>EPIC

Embedded
SBCs
>3.5" Capa

Embedded
SBCs
>Nano-ITX

Embedded
SBCs
>Pico-ITX

Embedded
SBCs
>PC/104

Industrial
Mother-
boards

Slot
CPU
Cards

Accessories

Appendix

MiniPCI Modules

AX92200

MiniPCI Fast/Gigabit Ethernet Module


- Form Factor: MiniPCI type-III 124-pin interface
- Controller: Realtek RTL8100C/8110S
- Connector: One 14-pin interface for external RJ-45 adapter kit
- EMI Requirements: CE, FCC class A compliance
- Dimensions (W x D): 2.36"(60mm) x 1.97"(50.03mm)
- Accessories: 1 x Ethernet bracket, 1 x utility CD

Ordering Information

AX92200E	MiniPCI Fast Ethernet module
AX92200G	MiniPCI Gigabit Ethernet module



Full Solid
Cap Design




AX92203

MiniPCI Wireless LAN Module

- Form Factor: MiniPCI type-III 124-pin interface
- Controller: V/A, 802.11b/g
- Connector: Two antenna interfaces for Main and Aux wired antenna kits
- EMI Requirements: CE, FCC class A/B compliance
- Dimensions (W x D): 2.36"(60mm) x 1.73"(44mm)
- Accessories: 2 x cables and antennas, 1 x utility CD

Ordering Information

AX92203	MiniPCI wireless LAN module
---------	-----------------------------



LVDS Convert Modules

AX95601

LVDS Converter

- From Factor: ECX stacking module
- Controller: Xilinx XC3S200AN
- Connector: 2 x 40-pins LVDS connectors
- Dimension: 65 x 43 mm
- Applied for CAPA800 and CAPA801

Ordering Information

AX95601 (P/N: E395601101)	LVDS converter for pixel compensated to 1280 x 1024 48 bit
AX95601 (P/N: E395601100)	LVDS converter for scale up to 1920 x 1080 48 bit



Full Solid
Cap Design


AX93221

LVDS to DVI-D Converter


- Input supports 18/36/24/48-bit LVDS through 40-pin LVDS connector
- Output supports DVI-D connector
- Size: 60 x 50mm



Full Solid
Cap Design



LVDS in LVDS out



LVDS Input

DVI-D

SBC
Services
and Solutions

Systems
on
Modules

Embedded
SBCs
>EPIC

Embedded
SBCs
>3.5" Capa

Embedded
SBCs
>Nano-ITX

Embedded
SBCs
>Pico-ITX

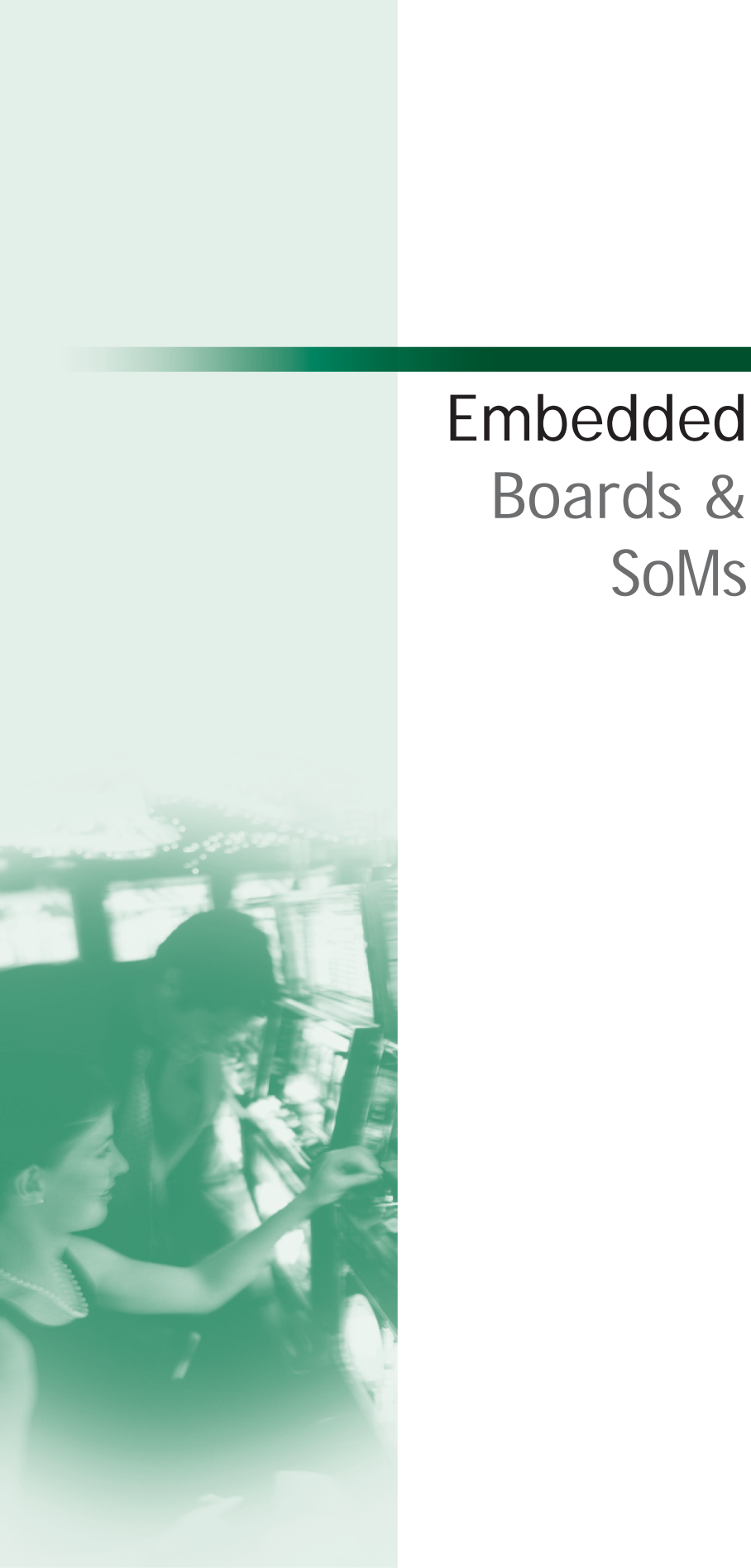
Embedded
SBCs
>PC/104

Industrial
Mother-
boards

Slot
CPU
Cards

Accessories

Appendix



Embedded Boards & SoMs

www.axiomtek.com

7

Appendix

Cable List	209
Instructions of Backplane Installation	211
Installation of the LCD Wiring Kits	212


Cable List



Part Number	59093201000E	59308300000E	59312260000E	59312260010E	59312260020E
Cable Description	AX93201 to AX93202 LAN cable, L=20mm	IEE1394 cable w/ bracket, P= 2.0mm, L=330mm	VGA cable, DB15P, P=1.25, 12P, L=200mm	COM port x 2 w/ bracket, P=1.25, L=250mm	Audio cable w/ bracket, P=1.25, L=450mm



Part Number	59327200000E	59380000300E	59380010300E	59380402010E	59380402020E
Cable Description	VGA+PS/2 cable, P=1.27 x 2.54, L=300mm	COM port x 2 w/ bracket, P=1.27 x 2.54, L=300mm	COM port x 1 w/ bracket, P=1.27 x 2.54, L=300mm	COM port cable w/ bracket P=2.54, L=300mm	COM port cable x1, P=2.0, L=300mm



Part Number	59380502000E	59380703000E	59381400000E	59381560000E	59382601000E
Cable Description	COM + printer cable w/ bracket	COM port x 2 w/ bracket P=2.54	FDD cable, P=2.54, L=300mm	Mini DIN Y-Cable for PS/2 K/B+M/S	ULTRA DMA66 IDE cable 40P 455mm



Part Number	59382620000E	59382631000E	593826A0000E	59383600000E	593836A0000E
Cable Description	COM port x 1w/ bracket, P=2.0, L=300mm	2 x USB 2.0 wafer cable w/ bracket 180mm	SATA single cable 500mm	Audio cable w/ bracket	USB cable, 5 x 2P, P=2.0, L=180mm



Part Number	593836A0010E	593836A0030E	59384500000E	59384500100E	59384500200E
Cable Description	40-40 IDE cable L=310+155mm	SATA power cable 150mm	COM + printer cable w/ bracket P=2.0, L=250mm	Audio cable w/ bracket, P=2.0 L=450mm	COM x 2 w/ bracket, P=2.0, L=250mm



Part Number	59384500300E	59386831000E	59386832000E	59397300000E	59397300110E
Cable Description	FDD flat cable "2.54 to 2.0 pitch" 320mm	USB cable w/ bracket, USB x 2, 2 x 5P, P=2.54, L=175mm	Wafer 2.00mm 6P to PS/2 cable, L=200mm	VGA cable, L=180mm	USB cable w/ bracket, L=215mm



Part Number	59397300200E	59402010000E	59408000010E	59408000090E	59408660010E
Cable Description	K/B & M/S cable, 2 x 5, P=2.0, L=300mm	ATX power cable 10P L=150mm	FFC 26P cable, L=210mm	FFC 26P cable, L=290mm	FFC 41P cable, L=60mm



Part Number	59408660020E	59408660100E	59408660110E	59412260000E	59412260010E
Cable Description	FFC 41P cable, L=60mm reverse	RCA cable+wafer 2P 2.0mm, L=300mm RC	S Video cable + wafer 4P 2.0mm, L=300mm	ATX power cable, 4P+5P+6P, L=150mm	PS/2 cable, P=1.25, 6P to PS/2, L=150mm



Part Number	59420040000E	59482630000E	59484500010E	594F2012900E	59908355000E
Cable Description	ATX power cable, 6P+4P, L=150mm	Printer port cable, P=2.0, L=270mm	44-44-40 pin IDE cable L=200mm+200mm	2 ports of IEEE1394 cables w/ bracket 2.54-pitch	Power cable 8-pin P=130mm



Part Number	59070213000E	59040131000E	59050203000E	59091501000E
Cable Description	DP to VGA cable L=85mm	DP to DVI cable L=210mm	DP to HDMI cable L=185mm	DP to DP cable L=1500mm

SBC Services and Solutions

Systems on Modules

Embedded SBCs >EPIC

Embedded SBCs >3.5" Capa

Embedded SBCs >Nano-ITX

Embedded SBCs >Pico-ITX

Embedded SBCs >PC/104

Industrial Motherboards

Slot CPU Cards

Accessories

Appendix

* All specifications and photos are subject to change without notice.
© 2013 Axiomtek Co., Ltd. All rights reserved.

Instructions of Backplane Installation

To make the ACPI (Advanced Configuration and Power Interface) feature work on the Embedded slot PC's, it is recommended to connect an ATX power supply and follow the instructions for wiring as shown below:




Photo 1 - Plug the ATX 20-pin male connector into the female connector of the Axiomtek backplane.




Photo 2 - Plug the 6-pin ACPI cable into the ACPI connector of the Axiomtek backplane.




Photo 3 - Plug the ACPI cable into the ACPI connector of the Axiomtek SBC.





Photo 4 - Plug the soft switch bottom cable into the power connector of the Axiomtek backplane.



Installation of the LCD Wiring Kits

To simplify the process of lighting up an LCD for embedded applications, Axiomtek provides suitable cable kit to connect the LCD panel to the SBC. The following photos illustrate the proper way to complete the first step of wiring. After the hardware installation is finished, go to CMOS setup by pressing "DEL" during POST to select the correct LCD type in the BIOS Setup Menu




Photo 1 - - Install the SBC side adapter to the proper LCD interface on the Axiomtek SBC

Photo 2 - Plug the LCD side adapter to the applied LCD Panel





Photo 3 - - Connect the inverter cable from SBC side adapter to the inverter





Axiomtek Co., Ltd

8F., No.4, Lane 235, Baoqiao Road,
Xindian District, New Taipei City
231, Taiwan
Tel: +886-2-2917-4550
Fax: +886-2-2917-3200
E-mail: info@axiomtek.com.tw

HO

Axiomtek

18138 Rowland Street
City of Industry, CA 91748
USA
Tel: +1-626-581-3232
Fax: +1-626-581-3552
E-mail: info@axiomtek.com

USA

Regional Sales Office

Western Region ext. 116
Northeast Region ext. 187
Southeast Region ext. 185
North Central Region ext. 189

Axiomtek Deutschland GmbH

Hans-Böckler-Str. 10
40764 Langenfeld
Germany
Tel: +49-2173-399360
Fax: +49-2173-3993636
E-mail: sales@axiomtek.de

EUR

Axiomtek ITALIA S.r.l.

Via Bellini, 31/33
20095 Cusano Milanino (MI)
Italy
Tel: +39-02-664299.1 r.a.
Fax: +39-02-66400279
E-mail: info@axiomtek.it

Axiomtek Technology Co., Ltd

10A, JingSong Mansion
TaiRan 4 Rd of CheGongMiao
Futian District, Shenzhen 518040
P.R. China
Tel: +86-755-8348-7887
Fax: +86-755-8348-9681
E-mail: axcn@axiomtek.com.cn

CHN

Beijing Office

Room 312, Building 2, Yiquan Business
Center, 35 Shangdi East Road,
Haidian District, Beijing 100085
P.R. China
Tel: +86-10-6297-0207
Fax: +86-10-6297-0208
E-mail: axcn@axiomtek.com.cn

Shanghai Office

1906, HuiYin Plaza, No. 2088,
HuaShan Rd, XuHui District,
Shanghai 200030
P.R. China
Tel: +86-21-5407-0022
Fax: +86-21-5407-0022#207
E-mail: axcn@axiomtek.com.cn

Axiomtek Electronic (DongGuan) Co., Ltd.

Building 11-12, Qinghu Industrial
Park, Qingxi Town, Dongguan City,
Guangdong Province, 523660
P.R. China
Tel: +86-769-8201-7600
Fax: +86-769-8201-7600#208
E-mail: axcn@axiomtek.cn

